

STEALTH

2025 Dealer Pricing Guide

ALCOM LLC - MAINE

6 Millennium Drive | Winslow, ME 04901

P: (207) 861-9800 | F: (207) 861-9500

SOUTH DAKOTA

501 East 52nd Street North | Sioux Falls, SD 57104

P: (605) 338-2090 | F: (877) 670-6471

FLORIDA

2526 W. New York Ave | Deland, FL 32720

P: (386) 272-5999

MONTANA

9063 Bonner Mill Road | Bonner, MT 59823

P: (406) 258-9739 | F: (406) 552-1986

dealers.alcomusa.com**SALES TEAM**

DAN MILLS, Chief Sales and Marketing Officer	(207) 272-3683	dmills@alcomusa.com
MICHELLE MILLER, Sales Executive Assistant	(207) 861-9800	mmiller@alcomusa.com
JOHN STEWART, Director of Sales	(207) 861-9800	jstewart@alcomusa.com
COREY BISSON, Dealer Development	(207) 689-4842	cbisson@alcomusa.com
TIM MITCHELL, Dealer Development	(207) 649-0027	tmitchell@alcomusa.com
TOMMY WALL, Dealer Development	(260) 227-1459	twall@alcomusa.com
SEAN SAVAGE, Dealer Development	(207) 431-1825	ssavage@alcomusa.com
DYLAN BROOKS, Dealer Development	(207) 616-3470	dbrooks@alcomusa.com
JONNY LECLAIR, Inside Sales	(207) 861-9800	jleclair@alcomusa.com
HUNTER NOVAK, Customer Service Manager	(207) 861-9800	hnovak@alcomusa.com
JEFF LIBBY, Account Support	(207) 861-9800	jlibby@alcomusa.com
DIANE PEPIN, Account Support	(207) 861-9800	dpepin@alcomusa.com
ANGIE WING, Account Support	(207) 861-9800	awing@alcomusa.com

CUSTOMER SERVICE

WARRANTY DEPARTMENT	(207) 861-9800	warranty@alcomusa.com
CJ GILES, Parts Manager	(207) 861-9800	parts@alcomusa.com
NATALIE KAVANAGH, Regional Parts Specialist	(207) 861-9800	parts@alcomusa.com
JAMIE PHAIR, Director of Logistics	(207) 861-9800	jphair@alcomusa.com
ANABELLA ZAVALA, FL Plant Logistics	(386) 272-5999	azavala@alcomusa.com

TABLE OF CONTENTS

CARGO TYPE/MODEL	PAGE
Models-At-A-Glance	4
Enclosed Cargo 5/6-Wide	5
Enclosed Cargo 7-Wide	6
Enclosed Cargo 7.4-Wide	7
Enclosed 8.5-Wide	8
Ultimate Contractor Package	9
Ultimate UTV Package 7.5-Wide	10
Ultimate UTV Package 8.5-Wide	11
Enclosed Car Hauler	12/13
Supreme Car Hauler	14
Options	15
Technical Sheets	22



Models-At-A-Glance!

See page 4 for our
"Models-At-A-Glance" section,
 where you can easily see base pricing
 for all models.

EXTERIOR COLOR OPTIONS


Colors displayed in this pricebook are intended for reference purposes only.
 In situations where color-matching is critical, please contact us for a physical skin sample.
 In addition, the colors listed below are available in .030" skin only.



**Windstar
Silver**



**Crystal
White**



**Penske
Yellow**



Champagne



Orange




**Pewter
Metallic**



Brandywine



Charcoal



Indigo Blue



Victory Red



**Black and
Flat Black**



**Deep Forest
Green**

MODELS "AT-A-GLANCE"

ENCLOSED CARGO

ENCLOSED 5 / 6-WIDE

Trailer Model	Item Number	Base Price
Cargo 5x8	C5x8S-IF	\$4,078
Cargo 5x10	C5x10S-IF	\$4,489
Cargo 6x10	C6x10S-IF	\$5,064
Cargo SA 6x12	C6x12SSA-IF	\$5,384
Cargo TA 6x12	C6x12STA-IF	\$7,049

ENCLOSED 7.4-WIDE

Trailer Model	Item Number	Base Price
Cargo TA 7.4x12	C7.4x12STA-IF	\$7,982
Cargo 7.4x14	C7.4x14S-IF	\$8,340
Cargo 7.4x16	C7.4x16S-IF	\$8,749
Cargo 7.4x18	C7.4x18S-IF	\$9,044

ENCLOSED ULTIMATE CONTRACTOR PACKAGE

Trailer Model	Item Number	Base Price
Cargo 7x14 UCP	C7x14S-UCP-IF	\$10,530
Cargo 7x16 UCP	C7x16S-UCP-IF	\$11,032
Cargo 8.5x14 UCP	C8.5x14S-UCP-IF	\$11,621
Cargo 8.5x16 UCP	C8.5x16S-UCP-IF	\$12,286

ENCLOSED CARGO 8.5-WIDE UTV

Trailer Model	Item Number	Base Price
C8.5 x 16S UTV	C8.5X16S-UTV	\$11,876
C8.5 x 18S UTV	C8.5X18S-UTV	\$12,439
C8.5 x 20S UTV	C8.5X20S-UTV	\$12,968

ENCLOSED CAR HAULER [24'-32']

Trailer Model	Item Number	Base Price
Car Hauler 8.5x24	C8.5x24SCH-IF	\$13,475
Car Hauler 8.5x26	C8.5x26SCH-IF	\$15,588
Car Hauler 8.5x28	C8.5x28SCH-IF	\$16,981
Car Hauler 8.5x32	C8.5x32SCH-IF	\$19,339

ENCLOSED 7-WIDE

Trailer Model	Item Number	Base Price
Cargo SA 7x12	C7x12SSA-IF	\$6,513
Cargo TA 7x12	C7x12STA-IF	\$7,409
Cargo 7x14	C7x14S-IF	\$7,636
Cargo 7x16	C7x16S-IF	\$8,089
Cargo 7x18	C7x18S-IF	\$8,767

ENCLOSED 8.5-WIDE

Trailer Model	Item Number	Base Price
Cargo 8.5x12	C8.5x12STA-IF	\$9,011
Cargo 8.5x14	C8.5x14S-IF	\$9,502
Cargo 8.5x16	C8.5x16S-IF	\$9,990
Cargo 8.5x18	C8.5x18S-IF	\$10,482
Cargo 8.5x20	C8.5x20S-IF	\$10,911

ENCLOSED CARGO 7.5-WIDE ULTIMATE UTV PACKAGE

Trailer Model	Item Number	Base Price
Cargo 7.5 x 14 UTV	C7.5X14S-UTV	\$10,128
Cargo 7.5 x 16 UTV	C7.5X16S-UTV	\$10,582

ENCLOSED CAR HAULER [16'-20']

Trailer Model	Item Number	Base Price
Car Hauler 8.5x16	C8.5x16SCH-IF	\$10,701
Car Hauler 8.5x18	C8.5x18SCH-IF	\$11,098
Car Hauler 8.5x20	C8.5x20SCH-IF	\$11,647

ENCLOSED SUPREME CAR HAULER

Trailer Model	Item Number	Base Price
Car Hauler 8.5x16 Supreme	C8.5X16SSUP-IF	\$13,425
Car Hauler 8.5x20 Supreme	C8.5X20SSUP-IF	\$14,365
Car Hauler 8.5x24 Supreme	C8.5X24SSUP-IF	\$16,168
Car Hauler 8.5x28 Supreme	C8.5X28SSUP-IF	\$19,620

ENCLOSED 5 / 6-WIDE

STANDARD FEATURES

- All-Aluminum Construction, Integrated Frame Design
 - One-Piece Aluminum Roof
 - V-Nose Construction w/ Anodized Nose Cone
 - 24" Stoneguard
 - Leaf Spring Axle w/ 4" Drop
 - Rear Ramp w/ Spring Assist & Aluminum Hardware
 - Plastic Salem Vents
 - (1) Interior Dome Light w/ Switch (Switch Optional 5' Wide)
 - Exterior LED Lighting
- 5/8" Water Resistant Decking
 - 3/8" Water Resistant Interior Walls
 - Wood Luan Walls w/ Kickplate (5-wide models)
 - Interior Cove Trim
 - 2" Coupler (2-5/16" 6-wide TA) w/ Safety Chains
 - Screwless .030 Bonded Sides
 - 3" Exterior Trim
 - 4-Year Limited Warranty



TRAILER MODEL	Cargo 5x8	Cargo 5x10	Cargo 6x10	Cargo SA 6x12	Cargo TA 6x12
Item Number	C5x8S-IF	C5x10S-IF	C6x10S-IF	C6x12SSA-IF	C6x12STA-IF
Subframe	2" x 3"	2" x 3"	2" x 3"	2" x 3"	2" x 3"
Floor & Roof Studs	24" O/C	24" O/C	24" O/C	24" O/C	24" O/C
Wall Studs	16" O/C	16" O/C	16" O/C	16" O/C	16" O/C
Box WxLxH	60" x 8' x 66"	60" x 10' x 66"	72" x10' x 75"	72" x12' x 75"	72" x12' x 75"
Interior WxLxH	57.5" x 7'9" x 64"	57.5" x 9'9" x 64"	69.5" x 9'9" x 73"	69.5" x 11'9" x 73"	69.5" x 11'9" x 73"
Overall WxLxH	80" x 12'4" x 84"	80" x 14'4" x 84"	94" x 14'4" x 93"	94" x 16'4" x 94"	94" x 16'4" x 94"
Deck Height	18"	18"	18"	18"	19"
Hitch Height	17"	17"	17"	17"	18"
Rear Door Opening WxH	52" x 62"	52" x 62"	64" x 69"	64" x 69"	64" x 69"
V-Nose	24"	24"	24"	24"	24"
Axle(s) - Qty/Rating	1-3500# Idler	1-3500# Idler	1-3500# Idler	1-3500# Idler	2-3500# Braked
GVWR	2990#	2990#	2990#	2990#	7000#
Wheels	15" Gloss Black Mods	15" Gloss Black Mods	15" Gloss Black Mods	15" Gloss Black Mods	15" Gloss Black Mods
Tires	205/75R15	205/75R15	205/75R15	205/75R15	205/75R15
Side Door			32" x 66"	32" x 66"	32" x 66"
Coupler Rating/Ball Size	/ 2"	/ 2"	/ 2"	/ 2"	/ 2-5/16"
Jack	1200# Wheel Jack	1200# Wheel Jack	2000# Center Jack	2000# Center Jack	2000# Center Jack
Safety Chains					
Curb Weight	635#	793#	905#	955#	1040#
Payload	1631#	1407#	2085#	2035#	5960#
BASE PRICE	\$4,078	\$4,489	\$5,064	\$5,384	\$7,049

OPTIONS & ACCESSORIES (Expanded Option List can be found in Options Section)

CONSTRUCTION OPTIONS	ITEM NUMBER	PRICE	UOM	TIRE/WHEEL ASSEMBLIES & ACCESSORIES	ITEM NUMBER	PRICE	UOM
Add 3" to Box Height (PBF)	HEIGHT3	\$22	PBF	Upgrade to 15" BLACK Aluminum (Radial; From 15" Silver Mod Radial Wheels)	WHEELUP15STO15BA	\$143	EA
Add 6" to Box Height (PBF)	HEIGHT6	\$33	PBF	Spare 15" Gloss Black Mod w/ 205/75R15 Tire	WHEELSP15GB205	\$186	EA
Add 9" to Box Height (PBF)	HEIGHT9	\$39	PBF	2024 Interior Elevated Spare Tire Mount (Universal Fitment)	WHEELMOUNTELEV24	\$119	EA
Upgrade Roof Studs to 16" O/C (From 24" O/C) (PBF)	ROOF16OC	\$15	PBF				
Add Slope in V-Nose	VNOSESLOPE	\$82	PKG				
Upgrade to 6.5 Wide from 6 Wide (PBF)	WIDTH6TO65EZ	\$32	PBF				
				DOOR/WINDOW/VENT OPTIONS			
				Double Barn Doors (Replaces Standard Rear Ramp)	DOORDOUBLEBARND	\$0	SET
				Single Barn Door for 5' Wides (Replaces Standard Rear Ramp)	DOORSINGLEBARN	\$0	SET
				EXTERIOR OPTIONS			
				Two-Tone Color Package w/ 6" Anodized Divider	TRIMTT6	\$315	PKG
				Two-Tone Color Package - No Anodized Divider	TRIMTTSP	\$150	PKG
AXLE OPTIONS							
Upgrade to 1-3K Torsion Braked Axles (From 1-3K Leaf Spring Braked)	AXLELS3BRTOTOR3BR	\$379	PKG				
Upgrade to 1-3K Leaf Spring Idler Axle (From 1-2K Leaf Spring Idler Axle)	AXLELS2IDTOLS3IS	\$134	PKG				
TIRE/WHEEL ASSEMBLIES & ACCESSORIES							
Upgrade to 15" Aluminum (Radial; From 15" Silver Mod Radial Wheels)	WHEELUP15STO15A	\$143	EA				

ENCLOSED 7-WIDE

STANDARD FEATURES

- All-Aluminum Construction, Integrated Frame Design
- One-Piece Aluminum Roof
- V-Nose Construction w/ Anodized Nose Cone
- 24" Stoneguard
- Leaf Spring Axle w/ 4" Drop
- Rear Ramp w/ Spring Assist & Aluminum Hardware
- Plastic Salem Vents
- (2) Interior Dome Lights w/ Switch
- Exterior LED Lighting
- 3/4" Water Resistant Decking
- 3/8" Water Resistant Interior Walls
- Interior Cove Trim
- 2-5/16" Coupler w/ Safety Chains
- Screwless .030 Bonded Sides
- 3" Exterior Trim
- 4-Year Limited Warranty



TRAILER MODEL	Cargo SA 7x12	Cargo TA 7x12	Cargo 7x14	Cargo 7x16	Cargo 7x18
Item Number	C7x12SSA-IF	C7x12STA-IF	C7x14S-IF	C7x16S-IF	C7x18S-IF
Subframe	2" x 4"	2" x 4"	2" x 4"	2" x 4"	2" x 4"
Floor & Roof Studs	24" O/C	24" O/C	24" O/C	24" O/C	24" O/C
Wall Studs	16" O/C	16" O/C	16" O/C	16" O/C	16" O/C
Box WxLxH	84" x 12' x 81"	84" x 12' x 81"	84" x 14' x 81"	84" x 16' x 81"	84" x 18' x 81"
Interior WxLxH	81.25" x 11'10" x 79"	81.25" x 11'10" x 79"	81.25" x 13'10" x 79"	81.25" x 15'10" x 79"	81.25" x 17'10" x 79"
Overall WxLxH	101" x 16'8" x 100"	101" x 16'8" x 100"	101" x 18'8" x 100"	101" x 20'8" x 100"	101" x 22'8" x 100"
Deck Height	19"	19"	19"	19"	19"
Hitch Height	18"	18"	18"	18"	18"
Rear Door Opening WxH	76" x 75"	76" x 75"	76" x 75"	76" x 75"	76" x 75"
V-Nose	24"	24"	24"	24"	24"
Axle(s) - Qty/Rating	1-3500# Braked	2-3500# Braked	2-3500# Braked	2-3500# Braked	2-3500# Braked
GVWR	3500#	7000#	7000#	7000#	7000#
Wheels	15" Gloss Black Mods	15" Gloss Black Mods	15" Gloss Black Mods	15" Gloss Black Mods	15" Gloss Black Mods
Tires	205/75R15	205/75R15	205/75R15	205/75R15	205/75R15
Side Door	32" x 66"	32" x 66"	32" x 66"	32" x 66"	32" x 66"
Coupler Rating/Ball Size	/ 2-5/16"	/ 2-5/16"	/ 2-5/16"	/ 2-5/16"	/ 2-5/16"
Jack	2000# Center Jack	2000# Center Jack	2000# Center Jack	2000# Center Jack	2000# Center Jack
Safety Chains					
Curb Weight	1195#	1380#	1480#	1580#	1680#
Payload	2305#	5620#	5520#	5420#	5320#
BASE PRICE	\$6,513	\$7,409	\$7,636	\$8,089	\$8,767

OPTIONS & ACCESSORIES (Expanded Option List can be found in Options Section)

CONSTRUCTION OPTIONS	ITEM NUMBER	PRICE	UOM	DOOR/WINDOW/VENT OPTIONS	ITEM NUMBER	PRICE	UOM
Add 3" to Box Height (PBF)	HEIGHT3	\$22	PBF	Upgrade to 32"x72" Paddle Handle & Piano Hinge	DOOR3272UP	\$44	EA
Add 6" to Box Height (PBF)	HEIGHT6	\$33	PBF	Side Access Door (From 66")			
Upgrade Roof Studs to 16" O/C (From 24" O/C) (PBF)	ROOF16OC	\$15	PBF	Upgrade to 78"-Tall Side Access Door (From 72"	DOOR78UP	\$44	EA
Upgrade to 16" O/C Floor Studs (From 24" O/C; PBF)	FLOOR16OC	\$15	PBF	(SAD) (Excludes Radius RV Door)			
Add Slope in V-Nose	VNOSESLOPE	\$82	PKG	Starter Flap for Rear Ramp	STARTEREZ	\$69	EA
Upgrade to 7.5' Wide (From 7' Wide) (PBF)	WIDTH7T075	\$25	PBF				
				ACCESSORIES			
				Recessed Slide Track System: (PBF) (2) Full Length	SLIDETRACKPKG	\$32	PBF
				Tracks, (4) Sliding D-Rings			
				5000# Recessed Heavy Duty D-Ring w/ Backing Plate	DRING5000DP	\$47	EA
				(Installed)			
				Aluminum Airline Track Recessed in Floor, PLF	ATRACKRECFL	\$22	PLF
				FLOORING OPTIONS			
				Upgrade to TPO Coin Flooring (Black, PLF)	FLOORTPOCOIN	\$38	PLF
				Upgrade to 3/4" Quad Ply Decking (Non-Skid Surface,	FLOOR34QUADPLY	\$58	PBF
				FRP Backer; PBF)			
				EXTERIOR OPTIONS			
				Two-Tone Color Package w/ 6" Anodized Divider	TRIMTT6	\$315	PKG
				Two-Tone Color Package - No Anodized Divider	TRIMTTSP	\$150	PKG
AXLE OPTIONS							
Upgrade to 2-3K Torsion Braked Axles (From 2-3K	AXLELS6BRTOTOR6BR	\$755	PKG				
Leaf Spring Braked)							
TIRE/WHEEL ASSEMBLIES & ACCESSORIES							
Upgrade to 15" Aluminum (Radial; From 15" Silver	WHEELUP15STO15A	\$143	EA				
Mod Radial Wheels)							
Upgrade to 15" BLACK Aluminum (Radial; From 15"	WHEELUP15STO15BA	\$143	EA				
Silver Mod Radial Wheels)							
Spare 15" Gloss Black Mod w/ 205/75R15 Tire	WHEELSP15GB205	\$186	EA				
2024 Interior Elevated Spare Tire Mount (Universal	WHEELMOUNTELEV24	\$119	EA				
Fitment)							
DOOR/WINDOW/VENT OPTIONS							
Double Barn Doors (Replaces Standard Rear Ramp)	DOORDOUBLEBARND	\$0	SET				

ENCLOSED 7.4-WIDE

STANDARD FEATURES

- All-Aluminum Construction, Integrated Frame Design
 - One-Piece Aluminum Roof
 - V-Nose Construction w/ Anodized Nose Cone
 - 24" Stoneguard
 - Torsion Braked Zero Degree Axle
 - Rear Ramp w/ Spring Assist & Aluminum Hardware
 - Extra-Wide Rear Bulkhead w/ Slimline Stop/Turn/Tail Lights (84" Opening)
 - Plastic Salem Vents
- (2) Interior Dome Lights w/ Switch
 - Exterior LED Lighting
 - 3/4" Water Resistant Decking
 - 3/8" Water Resistant Interior Walls
 - Interior Cove Trim
 - 2-5/16" Coupler w/ Safety Chains
 - Screwless .030 Bonded Sides
 - 3" Exterior Trim
 - 4-Year Limited Warranty



TRAILER MODEL	Cargo TA 7.4x12	Cargo 7.4x14	Cargo 7.4x16	Cargo 7.4x18	
Item Number	C7.4x12STA-IF	C7.4x14S-IF	C7.4x16S-IF	C7.4x18S-IF	
Subframe	2" x 4"	2" x 4"	2" x 4"	2" x 4"	
Floor & Roof Studs	24" O/C	24" O/C	24" O/C	24" O/C	
Wall Studs	16" O/C	16" O/C	16" O/C	16" O/C	
Box WxLxH	88" x 12' x 81"	88" x 14' x 81"	88" x 16' x 81"	88" x 18' x 81"	
Interior WxLxH	85" x 11'10 x 79"	85" x 13'10 x 79"	85" x 15'10 x 79"	85" x 17'10 x 79"	
Overall WxLxH	102" x 16' x 100"	102" x 18' x 100"	102" x 20' x 100"	102" x 22' x 100"	
Deck Height	20"	20"	20"	20"	
Hitch Height	19"	19"	19"	19"	
Rear Door Opening WxH	84" x 76"	84" x 76"	84" x 76"	84" x 76"	
V-Nose	24"	24"	24"	24"	
Axle(s) - Qty/Rating	2-3500# Braked	2-3500# Braked	2-3500# Braked	2-3500# Braked	
GVWR	7000#	7000#	7000#	7000#	
Wheels	15" Gloss Black Mods	15" Gloss Black Mods	15" Gloss Black Mods	15" Gloss Black Mods	
Tires	205/75R15	205/75R15	205/75R15	205/75R15	
Side Door	32" x 66"	32" x 66"	32" x 66"	32" x 66"	
Coupler Rating/Ball Size	/ 2-5/16"	/ 2-5/16"	/ 2-5/16"	/ 2-5/16"	
Jack	2000# Center Jack	2000# Center Jack	2000# Center Jack	2000# Center Jack	
Safety Chains					
Curb Weight	TBD	1480#	1580#	TBD	
Payload	TBD	5520#	5420#	TBD	
BASE PRICE	\$7,982	\$8,340	\$8,749	\$9,044	

OPTIONS & ACCESSORIES (Expanded Option List can be found in Options Section)

CONSTRUCTION OPTIONS	ITEM NUMBER	PRICE	UOM	DOOR/WINDOW/VENT OPTIONS	ITEM NUMBER	PRICE	UOM
Add 3" to Box Height (PBF)	HEIGHT3	\$22	PBF	Upgrade to 78"-Tall Side Access Door (From 72" (SAD) (Excludes Radius RV Door)	DOOR78UP	\$44	EA
Add 6" to Box Height (PBF)	HEIGHT6	\$33	PBF	Starter Flap for Rear Ramp	STARTEREZ	\$69	EA
Upgrade Roof Studs to 16" O/C (From 24" O/C) (PBF)	ROOF16OC	\$15	PBF				
Upgrade to 16" O/C Floor Studs (From 24" O/C; PBF)	FLOOR16OC	\$15	PBF				
Add Slope in V-Nose	VNOSESLOPE	\$82	PKG				
				ACCESSORIES			
				Recessed Slide Track System: (PBF) (2) Full Length Tracks, (4) Sliding D-Rings	SLIDETRACKPKG	\$32	PBF
				5000# Recessed Heavy Duty D-Ring w/ Backing Plate (Installed)	DRING5000DP	\$47	EA
				Aluminum Airline Track Recessed in Floor, PLF	ATRACKRECFL	\$22	PLF
				FLOORING OPTIONS			
				Upgrade to TPO Coin Flooring (Black, PLF)	FLOORTPOCOIN	\$38	PLF
				Upgrade to 3/4" Quad Ply Decking (Non-Skid Surface, FRP Backer; PBF)	FLOOR34QUADPLY	\$58	PBF
				EXTERIOR OPTIONS			
				Two-Tone Color Package w/ 6" Anodized Divider	TRIMTT6	\$315	PKG
				Two-Tone Color Package - No Anodized Divider	TRIMTTSP	\$150	PKG

TIRE/WHEEL ASSEMBLIES & ACCESSORIES

- Upgrade to 15" Aluminum (Radial; From 15" Silver Mod Radial Wheels)
- Upgrade to 15" BLACK Aluminum (Radial; From 15" Silver Mod Radial Wheels)
- Spare 15" Gloss Black Mod w/ 205/75R15 Tire
- 2024 Interior Elevated Spare Tire Mount (Universal Fitment)

DOOR/WINDOW/VENT OPTIONS

- Double Barn Doors (Replaces Standard Rear Ramp)
- Upgrade to 32"x72" Paddle Handle & Piano Hinge Side Access Door (From 66")

ENCLOSED 8.5-WIDE

STANDARD FEATURES

- All-Aluminum Construction, Integrated Frame Design
- One-Piece Aluminum Roof
- V-Nose Construction w/ Anodized Nose Cone
- 24" Stoneguard
- Leaf Spring Axle w/ 4" Drop
- HD Rear Ramp w/ Spring Assist & Aluminum Hardware
- Plastic Salem Vents
- (2) Interior Dome Lights w/ Switch
- Exterior LED Lighting
- 3/4" Water Resistant Decking
- 3/8" Water Resistant Interior Walls
- Interior Cove Trim
- 2-5/16" Coupler w/ Safety Chains
- Screwless .030 Bonded Sides
- 3" Exterior Trim
- 4-Year Limited Warranty



TRAILER MODEL	Cargo 8.5x12	Cargo 8.5x14	Cargo 8.5x16	Cargo 8.5x18	Cargo 8.5x20
Item Number	C8.5x12STA-IF	C8.5x14S-IF	C8.5x16S-IF	C8.5x18S-IF	C8.5x20S-IF
Subframe	2" x 5"	2" x 5"	2" x 5"	2" x 5"	2" x 5"
Floor & Roof Studs	16" O/C	16" O/C	16" O/C	16" O/C	16" O/C
Wall Studs	16" O/C	16" O/C	16" O/C	16" O/C	16" O/C
Box WxLxH	99" x 12' x 81"	99" x 14' x 81"	99" x 16' x 81"	99" x 18' x 81"	99" x 20' x 81"
Interior WxLxH	96" x 11'10" x 79"	96" x 13'10" x 79"	96" x 15'10" x 79"	96" x 17'10" x 79"	96" x 19'10" x 79"
Overall WxLxH	102" x 16' x 100"	102" x 18' x 100"	102" x 20' x 100"	102" x 22' x 100"	102" x 24' x 100"
Deck Height	19"	19"	19"	19"	19"
Hitch Height	18"	18"	18"	18"	18"
Rear Door Opening WxH	91" x 75"	91" x 75"	91" x 75"	91" x 75"	91" x 75"
V-Nose	36"	36"	36"	36"	36"
Axle(s) - Qty/Rating	2-3500# Braked	2-3500# Braked	2-3500# Braked	2-3500# Braked	2-3500# Braked
GVWR	7000#	7000#	7000#	7000#	7000#
Wheels	15" Gloss Black Mods	15" Gloss Black Mods	15" Gloss Black Mods	15" Gloss Black Mods	15" Gloss Black Mods
Tires	205/75R15	205/75R15	205/75R15	205/75R15	205/75R15
Side Door	32" x 66"	32" x 66"	32" x 66"	32" x 66"	32" x 66"
Coupler Rating/Ball Size	/ 2-5/16"	/ 2-5/16"	/ 2-5/16"	/ 2-5/16"	/ 2-5/16"
Jack	2000# Center Jack	2000# Center Jack	2000# Center Jack	2000# Center Jack	2000# Center Jack
Safety Chains					
Curb Weight	1795#	1915#	2035#	2150#	2280
Payload	5205#	5085#	4965#	3850#	3720#
BASE PRICE	\$9,011	\$9,502	\$9,990	\$10,482	\$10,911

OPTIONS & ACCESSORIES (Expanded Option List can be found in Options Section)

CONSTRUCTION OPTIONS	ITEM NUMBER	PRICE	UOM	DOOR/WINDOW/VENT OPTIONS	ITEM NUMBER	PRICE	UOM
Add 3" to Box Height (PBF)	HEIGHT3	\$22	PBF	Upgrade to 78"-Tall Side Access Door (From 72" (SAD) (Excludes Radius RV Door)	DOOR78UP	\$44	EA
Add 6" to Box Height (PBF)	HEIGHT6	\$33	PBF				
Add Slope in V-Nose	VNOSESLOPE	\$82	PKG				
AXLE OPTIONS				ACCESSORIES			
Upgrade to 2-3K Torsion Braked Axles (From 2-3K Leaf Spring Braked)	AXLELS6BRTOTOR6BR	\$755	PKG	Recessed Slide Track System: (PBF) (2) Full Length Tracks, (4) Sliding D-Rings	SLIDETRACKPKGCGARGO	\$32	PBF
				5000# Recessed Heavy Duty D-Ring w/ Backing Plate (Installed)	DRING5000DP	\$47	EA
				Aluminum Airline Track Recessed in Floor, PLF	ATRACKRECFL	\$22	PLF
TIRE/WHEEL ASSEMBLIES & ACCESSORIES				FLOORING OPTIONS			
Upgrade to 15" Aluminum (Radial; From 15" Silver Mod Radial Wheels)	WHEELUP15STO15A	\$143	EA	Upgrade to TPO Coin Flooring (Black, PLF)	FLOORTPOCOIN	\$38	PLF
Upgrade to 15" BLACK Aluminum (Radial; From 15" Silver Mod Radial Wheels)	WHEELUP15STO15BA	\$143	EA	Upgrade to 3/4" Quad Ply Decking (Non-Skid Surface, FRP Backer; PBF)	FLOOR34QUADPLY	\$58	PBF
Spare 15" Gloss Black Mod w/ 205/75R15 Tire	WHEELSP15GB205	\$186	EA				
2024 Interior Elevated Spare Tire Mount (Universal Fitment)	WHEELMOUNTELEV24	\$119	EA				
DOOR/WINDOW/VENT OPTIONS				EXTERIOR OPTIONS			
Double Barn Doors (Replaces Standard Rear Ramp)	DOORDOUBLEBARND	\$0	SET	Two-Tone Color Package w/ 6" Anodized Divider	TRIMTT6	\$315	PKG
Upgrade to 32"x72" Paddle Handle & Piano Hinge Side Access Door (From 66")	DOOR3272UP	\$44	EA	Two-Tone Color Package - No Anodized Divider	TRIMTTSP	\$150	PKG

ENCLOSED ULTIMATE CONTRACTOR PACKAGE

STANDARD FEATURES

- All-Aluminum Construction, Integrated Frame Design
- One-Piece Aluminum Roof
- V-Nose Construction w/ Anodized Nose Cone
- 24" Stoneguard
- Leaf Spring Axle w/ 4" Drop
- Double Barn Doors w/ Stowable Removable Ramp Kit
- Aluminum Hardware for Barn Doors
- Plastic Salem Vents
- (2) Interior Dome Lights w/ Switch
- Exterior LED Lighting
- 3/4" Water Resistant Decking
- 3/8" Water Resistant Interior Walls
- Interior Cove Trim
- Catwalk System w/ (4) HD Ladder Racks & Front Ladder
- Rear Roller for Last Ladder Rack
- 2-5/16" Coupler w/ Safety Chains
- Screwless .030 Bonded Sides
- 3" Exterior Trim
- 4-Year Limited Warranty



TRAILER MODEL	Cargo 7x14 UCP	Cargo 7x16 UCP	Cargo 8.5x14 UCP	Cargo 8.5x16 UCP	
Item Number	C7x14S-UCP-IF	C7x16S-UCP-IF	C8.5x14S-UCP-IF	C8.5x16S-UCP-IF	
Subframe	2" x 5"	2" x 5"	2" x 5"	2" x 5"	
Floor & Roof Studs	16" O/C	16" O/C	16" O/C	16" O/C	
Wall Studs	16" O/C	16" O/C	16" O/C	16" O/C	
Box WxLxH	84" x 14' x 81"	84" x 16' x 81"	99" x 14' x 81"	99" x 16' x 81"	
Interior WxLxH	81.25" x 13'10" x 79"	81.25" x 15'10" x 79"	96" x 13'10" x 79"	96" x 15'10" x 79"	
Overall WxLxH	101" x 18'8" x 100"	101" x 20'8" x 100"	102" x 18' x 100"	102" x 20' x 100"	
Deck Height	19"	19"	19"	19"	
Hitch Height	18"	18"	18"	18"	
Rear Door Opening WxH	76" x 75"	76" x 75"	91" x 75"	91" x 75"	
V-Nose	36"	36"	36"	36"	
Axle(s) - Qty/Rating	2-3500# Braked	2-3500# Braked	2-3500# Braked	2-3500# Braked	
GVWR	7000#	7000#	7000#	7000#	
Wheels	15" Gloss Black Mods	15" Gloss Black Mods	15" Gloss Black Mods	15" Gloss Black Mods	
Tires	205/75R15	205/75R15	205/75R15	205/75R15	
Side Door	32" x 72"	32" x 72"	32" x 72"	32" x 72"	
Coupler Rating/Ball Size	/ 2-5/16"	/ 2-5/16"	/ 2-5/16"	/ 2-5/16"	
Jack	2000# Center Jack	2000# Center Jack	2000# Center Jack	2000# Center Jack	
Safety Chains					
Curb Weight	1590#	1705#	2025#	2275#	
Payload	5410#	5295#	4975#	4725#	
BASE PRICE	\$10,530	\$11,032	\$11,621	\$12,286	


OPTIONS & ACCESSORIES (Expanded Option List can be found in Options Section)

CONSTRUCTION OPTIONS	ITEM NUMBER	PRICE	UOM	DOOR/WINDOW/VENT OPTIONS	ITEM NUMBER	PRICE	UOM
Add 3" to Box Height (PBF)	HEIGHT3	\$22	PBF	Upgrade to Rear Ramp Door w/ Spring Assist from Ultimate Contractor Package Barn Door w/ Stowable Ramps	RAMPUPUCPRR	\$0	PKG
Add 6" to Box Height (PBF)	HEIGHT6	\$33	PBF				
Add Slope in V-Nose	VNOSESLOPE	\$82	PKG		DOOR78UP	\$44	EA
Add 2' to Box Length (2" Increments, Ultimate Contractor)	LENGTH2UCP	\$670	EA	Upgrade to 78"-Tall Side Access Door (From 72" (SAD) (Excludes Radius RV Door)			
AXLE OPTIONS				ACCESSORIES			
Upgrade to 2-3K Torsion Braked Axles (From 2-3K Leaf Spring Braked)	AXLELS6BRTOTOR6BR	\$755	PKG	Recessed Slide Track System: (PBF) (2) Full Length Tracks, (4) Sliding D-Rings	SLIDETRACKPKGCGARGO	\$32	PBF
Upgrade to 2-5K Leaf Spring Braked Axles & Subframe (From 2-3K Leaf Spring Braked Axles) Axle Carrier Upgrade From 2"x5" to 2"x6"	AXLELS6BRTOLS10BRFRCH	\$1,327	PKG	5000# Recessed Heavy Duty D-Ring w/ Backing Plate (Installed)	DRING5000DP	\$47	EA
				Aluminum Airline Track Recessed in Floor, PLF	ATRACKRECFL	\$22	PLF
TIRE/WHEEL ASSEMBLIES & ACCESSORIES				FLOORING OPTIONS			
Upgrade to 15" Aluminum (Radial; From 15" Silver Mod Radial Wheels)	WHEELUP15STO15A	\$143	EA	Upgrade to TPO Coin Flooring (Black, PLF)	FLOORTPOCOIN	\$38	PLF
Upgrade to 15" BLACK Aluminum (Radial; From 15" Silver Mod Radial Wheels)	WHEELUP15STO15BA	\$143	EA	Upgrade to 3/4" Quad Ply Decking (Non-Skid Surface, FRP Backer; PBF)	FLOOR34QUADPLY	\$58	PBF
Spare 15" Gloss Black Mod w/ 205/75R15 Tire	WHEELSP15GB205	\$186	EA	EXTERIOR OPTIONS			
2024 Interior Elevated Spare Tire Mount (Universal Fitment)	WHEELMOUNTELEV24	\$119	EA	Two-Tone Color Package w/ 6" Anodized Divider	TRIMTT6	\$315	PKG
				Two-Tone Color Package - No Anodized Divider	TRIMTTSP	\$150	PKG

ENCLOSED CARGO 7.5-WIDE ULTIMATE UTV PACKAGE

STANDARD FEATURES

- All-Aluminum Construction
 - One-Piece Aluminum Roof
 - Integrated Frame Design
 - 7.5-Wide Frame Design
 - Sloped V-Nose
 - Anodized Nose Cone
 - 24" Stoneguard
- Torsion Ride Axles, Spread Axle Design
 - (2) Rows of Slide Track w/ (4) Sliding D-Rings
 - Rear Ramp w/ Spring Assist & Aluminum Hardware
 - Plastic Salem Vents
 - (2) Interior Dome Lights w/ Switch
 - Exterior LED Lighting
 - 3/4" Water Resistant Decking
- 3/8" Water Resistant Interior Walls
 - Interior Cove Trim
 - 2-5/16" Coupler w/ Safety Chains
 - Screwless .030 Bonded Sides
 - 3" Exterior Trim
 - 4-Year Limited Warranty

TRAILER MODEL	Cargo 7.5 x 14 UTV	Cargo 7.5 x 16 UTV	 <i>*Image shown may contain add'l options</i>
Item Number	C7.5X14S-UTV	C7.5X16S-UTV	
Subframe	2" x 4"	2" x 4"	
Floor & Roof Studs	24" O/C	24" O/C	
Wall Studs	16" O/C	16" O/C	
Box WxLxH	88.5" x 14' x 87"	88.5" x 16' x 87"	
Interior WxLxH	85.5" x 13'10" x 85"	85.5" x 15'10" x 85"	
Overall WxLxH	101" x 18'8" x 106"	101" x 20'8" x 106"	
Deck Height	19"	19"	
Hitch Height	18"	18"	
Rear Door Opening WxH	86" x 81"	86" x 81"	
V-Nose	24"	24"	
Axle(s) - Qty/Rating	2-3500# Braked	2-3500# Braked	
GVWR	7000#	7000#	
Wheels	15" Aluminum Rims	15" Aluminum Rims	
Tires	205/75R15	205/75R15	
Side Door	32" x 78"	32" x 78"	
Coupler Rating/Ball Size	/ 2-5/16"	/ 2-5/16"	
Jack	2000# Center Jack	2000# Center Jack	
Safety Chains			
Curb Weight	1500#	2037#	
Payload	5500#	5420#	
BASE PRICE	\$10,128	\$10,582	

OPTIONS & ACCESSORIES (Expanded Option List can be found in Options Section)

CONSTRUCTION OPTIONS	ITEM NUMBER	PRICE	UOM	ACCESSORIES	ITEM NUMBER	PRICE	UOM
Upgrade to 16" O/C Floor Studs (From 24" O/C; PBF)	FLOOR16OC	\$15	PBF	5000# Recessed Heavy Duty D-Ring w/ Backing Plate (Installed)	DRING5000DP	\$47	EA
Add 3" to Box Height (PBF)	HEIGHT3	\$22	PBF	Aluminum Airline Track Recessed in Floor, PLF	ATRACKRECFL	\$22	PLF
Add 6" to Box Height (PBF)	HEIGHT6	\$33	PBF	FLOORING OPTIONS Upgrade to TPO Coin Flooring (Black, PLF) Upgrade to 3/4" Quad Ply Decking (Non-Skid Surface, FRP Backer; PBF)	FLOORTPOCOIN	\$38	PLF
Rear Door Canopy w/ Lights 2020 Version (Not Available with Radius Roof or Barn Doors)	CANOPYREAR2020	\$315	PKG		FLOOR34QUADPLY	\$58	PBF
TIRE/WHEEL ASSEMBLIES & ACCESSORIES Spare 15" Gloss Black Mod w/ 205/75R15 Tire 2024 Int Elevated Spare Tire Mount (Univ Fitment)	WHEELSP15GB205	\$186	EA				
	WHEELMOUNTELEV24	\$119	EA	EXTERIOR OPTIONS Two-Tone Color Package w/ 6" Anodized Divider Two-Tone Color Package - No Anodized Divider	TRIMTT6	\$315	PKG
					TRIMTTSP	\$150	PKG
DOOR/WINDOW/VENT OPTIONS Starter Flap for Rear Ramp	STARTEREZ	\$69	EA				

ENCLOSED CARGO 8.5-WIDE ULTIMATE UTV PACKAGE

STANDARD FEATURES

- All-Aluminum Construction, Integrated Frame Design
- One-Piece Aluminum Roof
- 8.5 Wide Frame Design
- V-Nose Construction, Sloped Design
- Anodized Nose Cone
- 24" Stoneguard
- Torsion Ride Axles, Spread Axle Design
- (2) Rows of Slide Track w/ (4) Sliding D-Rings
- Rear Ramp w/ Spring Assist & Aluminum Hardware
- Plastic Salem Vents
- (2) Interior Dome Lights w/ Switch
- Exterior LED Lighting
- 3/4" Water Resistant Decking
- 3/8" Water Resistant Interior Walls
- Interior Cove Trim
- .063 Smooth Internal Fenders (Drive Over)
- 2-5/16" Coupler w/ Safety Chains
- Screwless .030 Bonded Sides
- 3" Exterior Trim
- 4-Year Limited Warranty



*Image shown may contain add'l options

TRAILER MODEL	Cargo 8.5 x 16 UTV	Cargo 8.5 x 18 UTV	Cargo 8.5 x 20 UTV	
Item Number	C8.5X16S-UTV	C8.5X18S-UTV	C8.5X20S-UTV	
Subframe	2" x 5"	2" x 5"	2" x 5"	
Floor & Roof Studs	16" O/C	16" O/C	16" O/C	
Wall Studs	16" O/C	16" O/C	16" O/C	
Box WxLxH	99" x 16' x 87"	99" x 18' x 87"	99" x 20' x 87"	
Interior WxLxH	96" x 15'10" x 85"	96" x 17'10" x 85"	96" x 19'10" x 85"	
Overall WxLxH	102" x 20' x 106"	102" x 22' x 106"	102" x 24' x 106"	
Deck Height	19"	19"	19"	
Hitch Height	18"	18"	18"	
Rear Door Opening WxH	91" x 81"	91" x 81"	91" x 81"	
V-Nose	36"	36"	36"	
Axle(s) - Qty/Rating	2-3500# Braked	2-3500# Braked	2-3500# Braked	
GVWR	7000#	7000#	7000#	
Wheels	15" Viking Alum Rims	15" Viking Alum Rims	15" Viking Alum Rims	
Tires	205/75R15	205/75R15	205/75R15	
Side Door	32" x 78"	32" x 78"	32" x 78"	
Coupler Rating/Ball Size	/ 2-5/16"	/ 2-5/16"	/ 2-5/16"	
Jack	2000# Center Jack	2000# Center Jack	2000# Center Jack	
Safety Chains				
Curb Weight	2035#	2150#	2320#	
Payload	4965#	4850#	4720#	
BASE PRICE	\$11,876	\$12,439	\$12,968	

OPTIONS & ACCESSORIES (Expanded Option List can be found in Options Section)

CONSTRUCTION OPTIONS	ITEM NUMBER	PRICE	UOM	ACCESSORIES	ITEM NUMBER	PRICE	UOM
Add 3" to Box Height (PBF)	HEIGHT3	\$22	PBF	5000# Recessed Heavy Duty D-Ring w/ Backing Plate (Installed)	DRING5000DP	\$47	EA
Add 6" to Box Height (PBF)	HEIGHT6	\$33	PBF	Aluminum Airline Track Recessed in Floor, PLF	ATRACKRECFL	\$22	PLF
Upgrade Roof Studs to 16" O/C (From 24" O/C)	ROOF16OC	\$15	PBF				
Add Slope in V-Nose	VNOSESLOPE	\$82	PKG	FLOORING OPTIONS			
Rear Door Canopy w/ Lights 2020 Version (Not Available with Radius Roof or Barn Doors)	CANOPYREAR2020	\$315	PKG	Upgrade to TPO Coin Flooring (Black, PLF)	FLOORTPOCOIN	\$38	PLF
				Upgrade to 3/4" Quad Ply Decking (Non-Skid Surface, FRP Backer; PBF)	FLOOR34QUADPLY	\$58	PBF
TIRE/WHEEL ASSEMBLIES & ACCESSORIES				EXTERIOR OPTIONS			
Spare 15" Gloss Black Mod w/ 205/75R15 Tire	WHEELSP15GB205	\$186	EA	Two-Tone Color Package w/ 6" Anodized Divider	TRIMTT6	\$315	PKG
2024 Interior Elevated Spare Tire Mount (Univ Fitment)	WHEELMOUNTELEV24	\$119	EA	Two-Tone Color Package - No Anodized Divider	TRIMTTSP	\$150	PKG
DOOR/WINDOW/VENT OPTIONS							
Starter Flap for Rear Ramp	STARTEREZ	\$69	EA				

ENCLOSED CAR HAULER [16'-20']

STANDARD FEATURES

- All-Aluminum Construction
- One-Piece Aluminum Roof
- Integrated Frame Design
- Beavertail Construction
- Front Style: Flat Front w/ Cast Corners
- 24" Stoneguard
- Leaf Spring Axle w/ 4" Drop
- (4) HD 5,000# Recessed D-Rings
- HD Rear Ramp w/ Spring Assist & Aluminum Hardware
- Plastic Salem Vents
- (2) Int. Dome Lights w/ Switch
- Exterior LED Lighting
- 3/4" Water Resistant Decking
- White Vinyl Faced Luan Walls
- Interior Cove Trim
- 2-5/16" Coupler w/ Safety Chains
- Screwless .030 Bonded Sides
- 3" Exterior Trim
- 4-Year Limited Warranty



*Image shown may contain add'l options

TRAILER MODEL	Car Hauler 8.5x16	Car Hauler 8.5x18	Car Hauler 8.5x20
Item Number	C8.5x16SCH-IF	C8.5x18SCH-IF	C8.5x20SCH-IF
Subframe	2" x 5"	2" x 5"	2" x 5"
Floor & Roof Studs	16" O/C	16" O/C	16" O/C
Wall Studs	16" O/C	16" O/C	16" O/C
Box WxLxH	99" x 16' x 84"	99" x 18' x 84"	99" x 20' x 84"
Interior WxLxH	96" x 15'10" x 6'10"	96" x 17'10" x 6'10"	96" x 19'10" x 6'10"
Overall WxLxH	102" x 20' x 104"	102" x 22' x 104"	102" x 24' x 104"
Deck Height	17"	17"	17"
Hitch Height	19"	19"	19"
Rear Door Opening WxH	91" x 79-1/4"	91" x 79-1/4"	91" x 79-1/4"
Axle(s) - Qty/Rating	2-3500# Braked	2-3500# Braked	2-3500# Braked
GVWR	7000#	7000#	7000#
Wheels	15" Gloss Black Mods	15" Gloss Black Mods	15" Gloss Black Mods
Tires	205/75R15	205/75R15	205/75R15
Side Door	32" x 72"	32" x 72"	32" x 72"
Coupler Rating/Ball Size	/ 2-5/16"	/ 2-5/16"	/ 2-5/16"
Jack	5000# Center Jack	5000# Center Jack	5000# Center Jack
Safety Chains			
Curb Weight	2335#	2450#	2580#
Payload	4665#	4550#	4420#
BASE PRICE	\$10,701	\$11,098	\$11,647

OPTIONS & ACCESSORIES (Expanded Option List can be found in Options Section)

CONSTRUCTION OPTIONS	ITEM NUMBER	PRICE	UOM	TIRE/WHEEL ASSEMBLIES & ACCESSORIES	ITEM NUMBER	PRICE	UOM
Add 3" to Box Height (PBF)	HEIGHT3	\$22	PBF	Spare 15" Gloss Black Mod w/ 205/75R15 Tire	WHEELSP15GB205	\$186	EA
Add 6" to Box Height (PBF)	HEIGHT6	\$33	PBF	Spare 15" Gloss Black Mod 225/75R15 Tire (6-Lug)	WHEELSP15GB225	\$231	EA
Upgrade to 36" V-Nose (From Flat Front w/ Cast Corners)	VNOSE36UPFF	\$0	PKG	2024 Interior Elevated Spare Tire Mount (Univ Fitment)	WHEELMOUNTELEV24	\$119	EA
Add Slope in V-Nose	VNOSESLOPE	\$82	PKG	ACCESSORIES			
Rear Door Canopy w/ Lights 2020 Version (Not Available with Radius Roof or Barn Doors)	CANOPYREAR2020	\$315	PKG	Recessed Slide Track System: (PBF) (2) Full Length Tracks, (4) Sliding D-Rings	SLIDETRACKPKGARGO	\$32	PBF
AXLE OPTIONS				Upgrade to Zinc 6000# Recessed Swivel D-Rings (From 5000# Recessed Heavy Duty D-Ring w/ Backing Plate; Installed)	DRING6000UP	\$7	EA
Upgrade to 2-3K Torsion Braked Axles (From 2-3K Leaf Spring Braked)	AXLELS6BRTOTOR6BR	\$755	PKG	Aluminum Airline Track Recessed in Floor, PLF	ATRACKRECFL	\$22	PLF
Upgrade to 2-5K Leaf Spring Braked Axles & Subframe (From 2-3K Leaf Spring Braked Axles) Axle Carrier Upgrade From 2"x5" to 2"x6" (16' to 20')	AXLELS6BRTOLS10BRFRCH	\$1,327	PKG	DOOR/WINDOW/VENT OPTIONS			
Upgrade to 2-5K Torsion Braked Axles (From 2-5K Leaf Spring Braked)	AXLELS10BRTOTOR10BR	\$755	PKG	Upgrade to 78"-Tall Side Access Door (From 72" (SAD) (Excludes Radius RV Door)	DOOR78UP	\$44	EA
Spread Axle Upgrade ** Includes Tapered Fender Skirting ** **Requires Torsion Axles**	AXLESPREADUPTFS	\$547	PKG	2018 Elite Escape Door (6'x8' Fold-Up Door w/ Removable Fender (97-3/4" Wide w/ Spread Axle))	DOOR9672ELITE18	\$1,734	EA
TIRE/WHEEL ASSEMBLIES & ACCESSORIES				FLOORING OPTIONS			
Upgrade to 15" Aluminum (Radial; From 15" Silver Mod Radial Wheels)	WHEELUP15STO15A	\$143	EA	Upgrade to TPO Coin Flooring (Black, PLF)	FLOORTPOCOIN	\$38	PLF
Upgrade to 15" BLACK Aluminum (Radial; From 15" Silver Mod Radial Wheels)	WHEELUP15STO15BA	\$143	EA	Upgrade to 3/4" Quad Ply Decking (Non-Skid Surface, FRP Backer; PBF)	FLOOR34QUADPLY	\$58	PBF
Upgrade to 15" 225 BLACK Aluminum Wheels (Radial; From 15" 225 Silver Mod Radial)	WHEELUP15S225TO15BA225	\$143	EA	EXTERIOR OPTIONS			
				Two-Tone Color Package w/ 6" Anodized Divider	TRIMTT6	\$315	PKG
				Two-Tone Color Package - No Anodized Divider	TRIMTTSP	\$150	PKG

ENCLOSED CAR HAULER [24'-32']

STANDARD FEATURES

- All-Aluminum Construction
- One-Piece Aluminum Roof
- Integrated Frame Design
- Beavertail Construction
- Front Style: Flat Front w/ Cast Corners
- 24" Stoneguard
- Leaf Spring Axle w/ 4" Drop
- (4) HD 5,000# Recessed D-Rings
- HD Rear Ramp w/ Spring Assist & Aluminum Hardware
- Plastic Salem Vents
- (2) Int. Dome Lights w/ Switch
- Exterior LED Lighting
- 3/4" Water Resistant Decking
- White Vinyl Faced Luan Walls
- Interior Cove Trim
- 2-5/16" Coupler w/ Safety Chains
- Screwless .030 Bonded Sides
- 3" Exterior Trim
- 4-Year Limited Warranty



*Image shown may contain add'l options

TRAILER MODEL	Car Hauler 8.5x24	Car Hauler 8.5x26	Car Hauler 8.5x28	Car Hauler 8.5x32	
Item Number	C8.5x24SCH-IF	C8.5x26SCH-IF	C8.5x28SCH-IF	C8.5x32SCH-IF	
Subframe	2" x 6"	2" x 8"	2" x 8"	2" x 8"	
Floor & Roof Studs	16" O/C	16" O/C	16" O/C	16" O/C	
Wall Studs	16" O/C	16" O/C	16" O/C	16" O/C	
Box WxLxH	99" x 24' x 84"	99" x 26' x 84"	99" x 28' x 84"	99" x 32' x 84"	
Interior WxLxH	96" x 23'10" x 6'10"	96" x 25'10" x 6'10"	96" x 27'10" x 6'10"	96" x 31'10" x 6'10"	
Overall WxLxH	102" x 28' x 104"	102" x 30' x 104"	102" x 32' x 106"	102" x 36' x 106"	
Deck Height	17"	19"	19"	19"	
Hitch Height	19"	21"	21"	21"	
Rear Door Opening WxH	91" x 80-1/4"	91" x 80-1/4"	91" x 80-1/4"	91" x 80-1/4"	
Axle(s) - Qty/Rating	2-5200# Braked	2-5200# Braked	2-5200# Braked	2-5200# Braked	
GVWR	9990#	9990#	9990#	9990#	
Wheels	15" Gloss Black Mods	15" Gloss Black Mods	15" Gloss Black Mods	15" Gloss Black Mods	
Tires	225/75R15	225/75R15	225/75R15	225/75R15	
Side Door	32" x 72"	32" x 72"	32" x 72"	32" x 72"	
Coupler Rating/Ball Size	/ 2-5/16"	/ 2-5/16"	/ 2-5/16"	/ 2-5/16"	
Jack	5000# Center Jack	5000# Center Jack	5000# Center Jack	5000# Center Jack	
Safety Chains					
Curb Weight	2840#	TBD	3250#	3390#	
Payload	7150#	TBD	6740#	6600#	
BASE PRICE	\$13,475	\$15,588	\$16,981	\$19,339	

OPTIONS & ACCESSORIES (Expanded Option List can be found in Options Section)

CONSTRUCTION OPTIONS	ITEM NUMBER	PRICE	UOM	TIRE/WHEEL ASSEMBLIES & ACCESSORIES	ITEM NUMBER	PRICE	UOM
Add 3" to Box Height (PBF)	HEIGHT3	\$22	PBF	Spare 15" Gloss Black Mod w/ 205/75R15 Tire	WHEELSP15GB205	\$186	EA
Add 6" to Box Height (PBF)	HEIGHT6	\$33	PBF	Spare 15" Gloss Black Mod 225/75R15 Tire (6-Lug)	WHEELSP15GB225	\$231	EA
Upgrade to 36" V-Nose (From Flat Front w/ Cast Corners)	VNOSE36UPFF	\$0	PKG	2024 Interior Elevated Spare Tire Mount (Univ Fitment)	WHEELMOUNTELEV24	\$119	EA
Add Slope in V-Nose	VNOSESLOPE	\$82	PKG	ACCESSORIES			
Rear Door Canopy w/ Lights 2020 Version (Not Available with Radius Roof or Barn Doors)	CANOPYREAR2020	\$315	PKG	Recessed Slide Track System: (PBF) (2) Full Length Tracks, (4) Sliding D-Rings	SLIDETRACKPKGCGARGO	\$32	PBF
AXLE OPTIONS				Upgrade to Zinc 6000# Recessed Swivel D-Rings (From 5000# Recessed Heavy Duty D-Ring w/ Backing Plate; Installed)	DRING6000UP	\$7	EA
Upgrade to 2-3K Torsion Braked Axles (From 2-3K Leaf Spring Braked)	AXLELS6BRTOTOR6BR	\$755	PKG	Aluminum Airline Track Recessed in Floor, PLF	ATRACKRECFL	\$22	PLF
Upgrade to 2-5K Leaf Spring Braked Axles & Subframe (From 2-3K Leaf Spring Braked Axles) Axle Carrier Upgrade From 2"x5" to 2"x6" (16" to 20")	AXLELS6BRTOLS10BRFRCH	\$1,327	PKG	DOOR/WINDOW/VENT OPTIONS			
Upgrade to 2-5K Torsion Braked Axles (From 2-5K Leaf Spring Braked)	AXLELS10BRTOTOR10BR	\$755	PKG	Upgrade to 78"-Tall Side Access Door (From 72" (SAD) (Excludes Radius RV Door)	DOOR78UP	\$44	EA
Spread Axle Upgrade ** Includes Tapered Fender Skirting ** **Requires Torsion Axles**	AXLESPREADUPTFS	\$547	PKG	2018 Elite Escape Door (6'x8' Fold-Up Door w/ Removable Fender (97-3/4" Wide w/ Spread Axle))	DOOR9672ELITE18	\$1,734	EA
TIRE/WHEEL ASSEMBLIES & ACCESSORIES				FLOORING OPTIONS			
Upgrade to 15" Aluminum (Radial; From 15" Silver Mod Radial Wheels)	WHEELUP15STO15A	\$143	EA	Upgrade to TPO Coin Flooring (Black, PLF)	FLOORTPOCOIN	\$38	PLF
Upgrade to 15" BLACK Aluminum (Radial; From 15" Silver Mod Radial Wheels)	WHEELUP15STO15BA	\$143	EA	Upgrade to 3/4" Quad Ply Decking (Non-Skid Surface, FRP Backer; PBF)	FLOOR34QUADPLY	\$58	PBF
Upgrade to 15" 225 BLACK Aluminum Wheels (Radial; From 15" 225 Silver Mod Radial)	WHEELUP15S225TO15BA225	\$143	EA	EXTERIOR OPTIONS			
				Two-Tone Color Package w/ 6" Anodized Divider	TRIMTT6	\$315	PKG
				Two-Tone Color Package - No Anodized Divider	TRIMTTSP	\$150	PKG

ENCLOSED SUPREME CAR HAULER

STANDARD FEATURES

- All-Aluminum Construction, Integrated Frame Design
- One-Piece Aluminum Roof
- Beavertail Construction
- Front Style: Flat Front w/ Cast Corners
- 24" Stoneguard
- Leaf Spring Axle w/ 4" Drop
- (4) HD 5,000# Recessed D-Rings
- HD Rear Ramp w/ Spring Assist & Aluminum Hardware
- Plastic Salem Vents
- (2) Interior Dome Lights w/ Switch
- Exterior LED Lighting
- Extruded Aluminum Decking (Box & Ramp)
- White Vinyl Faced Luan Walls
- Interior Cove Trim
- Extruded Kickpanel
- 2-5/16" Coupler w/ Safety Chains
- Screwless .030 Bonded Sides
- 3" Exterior Trim
- 4-Year Limited Warranty



**Image shown may contain add'l options*

TRAILER MODEL	8.5x16 Supreme CH	8.5x20 Supreme CH	8.5x24 Supreme CH	8.5x28 Supreme CH	
Item Number	C8.5x16SSUP-IF	C8.5x20SSUP-IF	C8.5x24SSUP-IF	C8.5x28SSUP-IF	
Subframe	2" x 5"	2" x 5"	2" x 6"	2" x 8"	
Floor & Roof Studs	16" O/C	16" O/C	16" O/C	16" O/C	
Wall Studs	16" O/C	16" O/C	16" O/C	16" O/C	
Box WxLxH	99" x 16' x 84"	99" x 20' x 84"	99" x 24' x 84"	99" x 28' x 84"	
Interior WxLxH	96" x 15'10" x 6'10"	96" x 19'10" x 6'10"	96" x 23'10" x 6'10"	96" x 27'10" x 6'10"	
Overall WxLxH	102" x 20' x 104"	102" x 24' x 104"	102" x 28' x 104"	102" x 32' x 106"	
Deck Height	17"	17"	17"	19"	
Hitch Height	19"	19"	19"	21"	
Rear Door Opening WxH	91" x 79-1/4"	91" x 79-1/4"	91" x 80-1/4"	91" x 80-1/4"	
Axle(s) - Qty/Rating	2-3500# Braked	2-3500# Braked	2-5200# Braked	2-5200# Braked	
GVWR	7000#	7000#	9990#	9990#	
Wheels	15" Gloss Black Mod	15" Gloss Black Mod	15" Gloss Black Mod	15" Gloss Black Mod	
Tires	205/75R15	205/75R15	225/75R15	225/75R16	
Side Door	32" x 72"	32" x 72"	32" x 72"	32" x 72"	
Coupler Rating/Ball Size	/ 2-5/16"	/ 2-5/16"	/ 2-5/16"	/ 2-5/16"	
Jack	5000# Center Jack	5000# Center Jack	5000# Center Jack	5000# Center Jack	
Safety Chains					
Curb Weight	2580#	2580#	2840#	3250#	
Payload	4420#	4420#	6250#	6640#	
BASE PRICE	\$13,425	\$14,365	\$16,168	\$19,620	

OPTIONS & ACCESSORIES (Expanded Option List can be found in Options Section)

CONSTRUCTION OPTIONS	ITEM NUMBER	PRICE	UOM	TIRE/WHEEL ASSEMBLIES & ACCESSORIES	ITEM NUMBER	PRICE	UOM
Add 3" to Box Height (PBF)	HEIGHT3	\$22	PBF	Upgrade to 15" 225 BLACK Aluminum Wheels (Radial; From 15" 225 Silver Mod Radial)	WHEELUP15S225T015BA225	\$143	EA
Add 6" to Box Height (PBF)	HEIGHT6	\$33	PBF	Spare 15" Gloss Black Mod w/ 205/75R15 Tire	WHEELSP15GB205	\$186	EA
Upgrade to 36" V-Nose (From Flat Front w/ Cast Corners)	VNOSE36UPPF	\$0	PKG	Spare 15" Gloss Black Mod 225/75R15 Tire (6-Lug)	WHEELSP15GB225	\$231	EA
Add Slope in V-Nose	VNOSESLOPE	\$82	PKG	2024 Interior Elevated Spare Tire Mount (Univ Fitment)	WHEELMOUNTELEV24	\$119	EA
Rear Door Canopy w/ Lights 2020 Version (Not Available with Radius Roof or Barn Doors)	CANOPYREAR2020	\$315	PKG				
				DOOR/WINDOW/VENT OPTIONS			
				Upgrade to 78"-Tall Side Access Door (From 72" (SAD) (Excludes Radius RV Door)	DOOR78UP	\$44	EA
				2018 Elite Escape Door (6'x8' Fold-Up Door w/ Removable Fender (97-3/4" Wide w/ Spread Axle))	DOOR9672ELITE18	\$1,734	EA
				ACCESSORIES			
				Recessed Slide Track System: (PBF) (2) Full Length Tracks, (4) Sliding D-Rings	SLIDETRACKPKGCARGO	\$32	PBF
				Upgrade to Zinc 6000# Recessed Swivel D-Rings (From 5000# Recessed Heavy Duty D-Ring w/ Backing Plate; Installed)	DRING6000UP	\$7	EA
				Aluminum Airline Track Recessed in Floor, PLF	ATRACKRECFL	\$22	PLF
				EXTERIOR OPTIONS			
				Two-Tone Color Package w/ 6" Anodized Divider	TRIMTT6	\$315	PKG
				Two-Tone Color Package - No Anodized Divider	TRIMTTSP	\$150	PKG
AXLE OPTIONS							
Upgrade to 2-3K Torsion Braked Axles (From 2-3K Leaf Spring Braked)	AXLELS6BRTOTOR6BR	\$755	PKG				
Upgrade to 2-5K Leaf Spring Braked Axles & Subframe (From 2-3K Leaf Spring Braked Axles) Axle Carrier Upgrade From 2"x5" to 2"x6" (16' to 20')	AXLELS6BRTOLS10BRFRCH	\$1,327	PKG				
Upgrade to 2-5K Torsion Braked Axles (From 2-5K Leaf Spring Braked)	AXLELS10BRTOTOR10BR	\$755	PKG				
Spread Axle Upgrade ** Includes Tapered Fender Skirting ***Requires Torsion Axles**	AXLESPREADUPTFS	\$547	PKG				
TIRE/WHEEL ASSEMBLIES & ACCESSORIES							
Upgrade to 15" Aluminum (Radial; From 15" Silver Mod Radial Wheels)	WHEELUP15STO15A	\$143	EA				
Upgrade to 15" BLACK Aluminum (Radial; From 15" Silver Mod Radial Wheels)	WHEELUP15STO15BA	\$143	EA				

POPULAR ENCLOSED OPTIONS

ITEM NUMBER	CONSTRUCTION OPTIONS	PRICE	UOM
080WALLSTUD	Upgrade to .080" Wall Studs (6.5-Tall Trailer Only; PBF)	\$36	PBF
BEAVERDELETE	DELETE BEAVERTAIL	\$0	PKG
CANOPYREAR2020	Rear Door Canopy w/ Lights 2020 Version (Not Available with Radius Roof or Barn Doors)	\$315	PKG
CASTCORNERUP	Upgrade to Cast Corner Construction w/ Anodized Radius Wrap	\$485	PKG
COUPLER2516STO2516ADJ	Upgrade to 3" Adjustable 2-5/16" A-Frame Coupler	\$165	PKG
COUPLER2ATO2516A	Upgrade to 2-5/16" A-Frame Coupler (From 2" A-Frame Coupler)	\$81	PKG
FLATFRONT	Flat Front Construction (Delete V-Nose)	\$0	PKG
FLOOR120C	Upgrade to 12" O/C Floor Studs (From 16" O/C; PBF)	\$32	PBF
FLOOR160C	Upgrade to 16" O/C Floor Studs (From 24" O/C; PBF)	\$15	PBF
FRAMEUP2X6	Upgrade Trailer Sub Frame to 2"x6" (From 2"x5") Snow Trailers only w/ Axle Upgrade 9900 GVWR	\$867	PKG
FRAMEUP2X8	Upgrade Trailer Sub Frame to 2"x8" (From 2"x6"; PBF) (Cargo Models Going to 12K GVWR Axles +)	\$94	PBF
HEIGHT3	Add 3" to Box Height (PBF)	\$22	PBF
HEIGHT6	Add 6" to Box Height (PBF)	\$33	PBF
HEIGHT9	Add 9" to Box Height (PBF)	\$39	PBF
HEIGHT12	Add 12" to Box Height (PBF)	\$43	PBF
HEIGHT15	Add 15" to Box Height (PBF) (Requires .080 Wall Stud Upgrade and HD Rear Ramp) (Excludes Lites)	\$54	PBF
HEIGHT18	Add 18" to Box Height (Requires .080 Wall Stud Upgrade and HD Rear Ramp) (Excludes Lites)	\$63	PBF
HEIGHT21	Add 21" to Box Height (Requires .080 Wall Stud Upgrade and HD Rear Ramp) (Excludes Lites)	\$73	PBF
HEIGHT24	Add 24" to Box Height (PBF) (Requires .080 Wall Stud Upgrade and HD Rear Ramp) (Excludes Lites)	\$84	PBF
HEIGHTDED6	Subtract 6" From Box Height (All Models)	\$0	PBF
HEIGHTDED12	Subtract 12" From Box Height (All Models)	\$0	PBF
LENGTH26	Add 2' to Box Length (2' Increments, 6-Wide Enclosed)	\$515	Per 2'
LENGTH27	Add 2' to Box Length (2' Increments, 7-Wide Enclosed)	\$617	Per 2'
LENGTH285	Add 2' to Box Length (2' Increments, 8.5-Wide Cargo)	\$670	Per 2'
LENGTH285CH	Add 2' to Box Length (2' Increments, 8.5-Wide Car Hauler)	\$784	Per 2'
LENGTH2UCP	Add 2' to Box Length (2' Increments, Ultimate Contractor)	\$670	Per 2'
PARTITIONWALL	Partition Wall w/ 32" Door	\$754	PKG
PLATFORMROOF8	8' Platform Roof w/ Extruded Aluminum Decking, Exterior Ladder, & Deluxe Rail Kit	\$3,311	PKG
RAMPXWIDE95	Upgrade to X-Wide 95" Rear Opening Car Haulers (Rear Ramp Only)	\$301	PKG
ROOF160C	Upgrade Roof Studs to 16" O/C (From 24" O/C) (PBF)	\$15	PBF
TONGUE12EXT	12" Extended Tongue (For 3K Tandem Axle Enclosed with 2"x5" Frame) Includes Center Beam Upgrade	\$301	PKG
TONGUE16EXTCH	16" Extended Tongue (For 5K Tandem Axle Enclosed; Trailer Must have 2"x6" Frame or Larger)	\$525	PKG
TONGUETRIPLETUBE	Upgrade to Triple Tube Tongue (Enclosed Cargo)	\$166	PKG
VNOSE36UP	Upgrade to 36" Wedge Nose on 7" Wide	\$287	PKG
VNOSE36UPFF	Upgrade to 36" V-Nose (From Flat Front w/ Cast Corners) Car Haulers	\$0	PKG
VNOSESLOPE	Add Slope in V-Nose	\$82	PKG
WALKONROOF	Walk On Roof (Reinforced; PBF)	\$51	PBF
WALLINTSTUD	Upgrade to Integrated Wall Stud System – (2) Parallel Tracks Built into Studs, Installed 32" O/C, and Utilizes a ¼"	\$44	PBF
	Carriage Bolt to Mount Items (PBF)		
WIDTH6TO65EZ	Upgrade to 6.5 Wide from 6 Wide (PBF)	\$32	PBF
WIDTH7TO75	Upgrade to 7.5' Wide (From 7' Wide) (PBF)	\$25	PBF
WINCHMOUNTHD	Heavy Duty Winch Mount (Winch Not Included)	\$298	EA
ITEM NUMBER	AXLE OPTIONS	PRICE	UOM
AXLE0	Upgrade to Zero Degree Axle(s) (Torsion Only)	\$0	PKG
AXLE22.5DOWN	Upgrade to 22.5 Degree Down Axle(s) (Torsion Only)	\$0	PKG
AXLE45DOWN	Upgrade to 45 Degree Down Axle(s) (Torsion Only)	\$0	PKG
AXLEGALVLEAF	Upgrade to Galvanized Axle (Leaf Spring) (Minimum 4 Week Lead Time)	\$79	PKG
AXLEGALVTORSION	Upgrade to Galvanized Axle (Torsion) (Minimum 4 Week Lead Time)	\$117	PKG
AXLELS10BRTOTOR10BR	Upgrade to 2-5K Torsion Braked Axles (From 2-5K Leaf Spring Braked)	\$755	PKG
AXLELS2IDTOLS3IS	Upgrade to 1-3K Leaf Spring Idler Axle (From 1-2k Leaf Spring Idler Axle)	\$134	PKG
AXLELS3BRTOTOR3BR	Upgrade to 1-3K Torsion Braked Axles (From 1-3K Leaf Spring Braked)	\$379	PKG
AXLELS3IDTOLS3BR	Upgrade to 1-3K Leaf Spring Braked Axle (From 1-3K Leaf Spring Idler)	\$358	PKG
AXLELS3IDTOLS5BR	Upgrade to 1-5K Braked Leaf Spring Axle (From 1-3K Leaf Spring Idler; Includes FRAME UPGRADE)	\$915	PKG

POPULAR ENCLOSED OPTIONS

ITEM NUMBER	AXLE OPTIONS	PRICE	UOM
AXLELS3IDTOLS6BR	Upgrade to 2-3K Leaf Spring Braked Axles (From 1-3K Leaf Spring Idler Axle)	\$1,410	PKG
AXLELS3IDTOLS6ID	Upgrade to 2-3K Leaf Spring Idler Axles (From 1-3K Leaf Spring Idler, 2990# GVWR)	\$983	PKG
AXLELS3IDTOTOR3ID	Upgrade to 1-3K Torsion Idler Axle (From 1-3K Leaf Spring Axle)	\$379	PKG
AXLELS6BRTOLS10BRFR	Upgrade to 2-5K Leaf Spring Braked Axles & FRAME (From 2-3K Leaf Spring Braked Axles)	\$2,001	PKG
AXLELS6BRTOLS10BRFRCH	Upgrade to 2-5K Leaf Spring Braked Axles & Subframe (From 2-3K Leaf Spring Braked Axles) (CH&UCP)	\$1,327	PKG
AXLELS6BRTOLS5BR	Upgrade to 1-5K Braked Leaf Spring Axle (From 2-3K Leaf Spring Braked)	\$0	PKG
AXLELS6BRTOTOR6BR	Upgrade to 2-3K Torsion Braked Axles (From 2-3K Leaf Spring Braked)	\$755	PKG
AXLESLIPPERUP3K	Upgrade to Slipper Suspension (Only Available on Tandem Axle 3K Braked Leaf Spring)	\$207	PKG
AXLESLIPPERUP5K	Upgrade to Slipper Suspension (Only Available on Tandem Axle 5K Braked Leaf Spring)	\$360	PKG
AXLESPREADUIF	Spread Axle Upgrade (w/ Individual Fenders) (7 & 7.5 Wide Trailers)	\$547	PKG
AXLESPREADUPTFS	Spread Axle Upgrade (w/ Tapered Fender Skirting) (8 Wide Models)	\$547	PKG
AXLESTRAIGHT	Upgrade to Straight Axle(s) (Leaf Spring Only)	\$0	PKG
AXLESURGEBRUP	Upgrade to Surge Braking System (this option excludes Gooseneck Models) (No Center Jack)	\$1,564	PKG
AXLETOR10BRTOTOR12BR	Upgrade to 2-6K Torsion Braked Axles (From 2-5K Torsion Braked; Includes 16" Tire Upgrade) (2x8 Frame Upgrade Required)	\$579	PKG
AXLETOR10BRTOTOR14BR	Upgrade to 2-7K Torsion Braked Axles (From 2-5K Braked; Includes 16" Tire Upgrade) (2x8 Frame Upgrade Required)	\$1,340	PKG
AXLETOR10BRTOTOR15BR	Upgrade to 3-5K Torsion Braked Axles (From 2-5K Braked) (2x8 Frame Upgrade Required)	\$2,191	PKG
ITEM NUMBER	TIRE/WHEEL ASSEMBLIES & ACCESSORIES	PRICE	UOM
WHEELMOUNTELEV24	2024 Interior Elevated Spare Tire Mount (Universal Fitment)	\$119	EA
WHEELMOUNTFLOOR	Floor Level Spare Tire Mount (Interior)	\$69	EA
WHEELMOUNTREC	Deluxe Recessed Spare Tire Well (Diamond Plate w/ Hatch Cover)	\$433	EA
WHEELSP15A205	Spare 15" Aluminum Wheel w/ 205/75R15 Tire	\$325	EA
WHEELSP15A225	Spare 15" Aluminum Wheel w/ 225/75R15 Tire (6-Lug)	\$372	EA
WHEELSP15A2255	Spare 15" Aluminum Wheel w/ 225/75R15 Tire (5-Lug)	\$372	EA
WHEELSP15BA205	Spare 15" Black Aluminum Wheel w/ 205/75R15 Tire	\$325	EA
WHEELSP15BA225	Spare 15" Black Aluminum Wheel w/ 225/75R15 Tire (6-Lug)	\$372	EA
WHEELSP15GALVRAD	Spare 15" Galvanized Wheel w/ 205/75R15 Tire	\$221	EA
WHEELSP15GB205	Spare 15" Gloss Black Mod Wheel w/ 205/75R15 Tire	\$186	EA
WHEELSP15GB225	Spare 15" Gloss Black Mod Wheel w/ 225/75R15 Tire (6-Lug)	\$231	EA
WHEELSP15SILV2255	Spare 15" Silver Mod Wheel w/ 225/75R15 Tire (5-Lug)	\$231	EA
WHEELSP16A235	Spare 16" Aluminum Wheel w/ 235/80R16 Tire	\$493	EA
WHEELSP16BA235	Spare 16" Black Aluminum Wheel w/ 235/80R16 Tire	\$493	EA
WHEELSP16GSILV235	Spare 16" G-Rated Silver Mod Wheel w/ 235/80R16 Tire (14 Ply Rating)	\$453	EA
WHEELUP15A225TO16A	Upgrade to 16" Aluminum Wheels (Radial; From 15" 225 Aluminum)	\$80	EA
WHEELUP15A225TO16BA	Upgrade to 16" BLACK Aluminum Wheels (Radial; From 15" 225 Aluminum)	\$80	EA
WHEELUP15S205TO15S225	Upgrade to 15" 225 Silver Mod Wheels (Radial; From 15" 205 Silver Mod Radial)	\$57	EA
WHEELUP15S225TO15A225	Upgrade to 15" 225 Aluminum Wheels (Radial; From 15" 225 Silver Mod Radial)	\$143	EA
WHEELUP15S225TO15BA225	Upgrade to 15" 225 BLACK Aluminum Wheels (Radial; From 15" 225 Silver Mod Radial)	\$143	EA
WHEELUP15S225TO15FB225	Upgrade to 15" 225 Flat Black Mod (Radial; From 15" 225 Silver Mod Radial Wheels) **SPECIAL ORDER**	\$54	EA
WHEELUP15S225TO16SM	Upgrade to 16" Silver Mod Wheels (Radial; From 15" 225 Silver Mod Radial)	\$80	EA
WHEELUP15STO15A	Upgrade to 15" Aluminum (Radial; From 15" Silver Mod Radial Wheels)	\$143	EA
WHEELUP15STO15BA	Upgrade to 15" BLACK Aluminum (Radial; From 15" Silver Mod Radial Wheels)	\$143	EA
WHEELUP15STO15FB	Upgrade to 15" Flat Black Mod (Radial; From 15" Silver Mod Radial Wheels) **SPECIAL ORDER**	\$54	EA
WHEELUP15STO15G	Upgrade to 15" Galvanized (Radial; From 15" Silver Mod Radial Wheels)	\$42	EA
WHEELUP16SMTTO16GSM	Upgrade to 16" G-Rated Silver Mod Wheels (Radial; From 16" Silver Mod Radial)	\$130	EA
WHEELUP16STO16A	Upgrade to 16" Aluminum Wheels (Radial; From 16" Silver Mod Wheels)	\$186	EA
WHEELUP16STO16BA	Upgrade to 16" Black Aluminum Wheels (Radial; From 16" Silver Mod Wheels)	\$186	EA
ITEM NUMBER	TIE DOWN OPTIONS	PRICE	UOM
ATRACKSURFL	Airline Track (Surface Mounted on Floor; Aluminum, PLF)	\$12	PLF
ATRACKSURWALL	Airline Track (Surface Mounted on Wall; Aluminum, PLF)	\$12	PLF
CHOCKREC	Recessed Flip-Up Motorcycle Wheel Chock	\$136	EA
CHOCKSINLDPKG	Recessed Flip-Up Motorcycle Wheel Chock w/ (4) Surface-Mounted D-Rings	\$166	PKG
CHOCKSLIDETRACK	Single Stainless Steel Tube Style Wheel Chock for Single Piece of Slide Track (Installed)	\$146	EA

POPULAR ENCLOSED OPTIONS

ITEM NUMBER	TIE DOWN OPTIONS	PRICE	UOM
CHOCKSSTUBE	Stainless Steel Tube Style Wheel Chock	\$93	EA
CHOCKTANHDPKG	Tandem Flip-Up Motorcycle Wheel Chocks w/ (8) Heavy Duty D-Rings	\$542	PKG
CHOCKTANLDPKG	Tandem Flip-Up Motorcycle Wheel Chocks w/ (8) Surface-Mounted D-Rings	\$318	PKG
DRING5000DP	5000# Recessed Heavy Duty D-Ring w/ Backing Plate (Installed)	\$47	EA
DRING6000SS	Stainless Steel 6000# Recessed Swivel D-Ring w/ Backing Plate (Installed)	\$69	EA
DRING6000SSUP	Upgrade to Stainless Steel 6000# Recessed Swivel D-Rings (From 5000# Recessed Heavy Duty D-Ring)	\$24	EA
DRING6000UP	Upgrade to Zinc 6000# Recessed Swivel D-Rings (From 5000# Recessed Heavy Duty D-Ring)	\$7	EA
DRING6000Z	Zinc 6000# Recessed Swivel D-Ring w/ Backing Plate (Installed)	\$51	EA
DRINGSLIDING	Light Duty Sliding D-Ring (For Recessed Slide Track; Installed)	\$29	EA
DRINGSLIDINGPOW	Upgrade to Powder Coated Sliding D-Ring (From Existing Sliding D-Ring)	\$11	EA
DRINGSURFACE	Light Duty Surface-Mounted D-Ring (Installed)	\$29	EA
ETRACKFLOORRECA	Aluminum E-Track Recessed in Floor, PLF	\$33	PLF
ETRACKFLOORRECS	Steel E-Track Recessed in Floor, PLF	\$24	PLF
ETRACKWALLRECA	Aluminum E-Track Recessed in Walls (w/ Backing Plate; PLF)	\$36	PLF
ETRACKWALLRECS	Steel E-Track Recessed in Walls (w/ Backing Plate; PLF)	\$20	PLF
ETRACKWALLSURA	Aluminum E-Track Surface-Mounted on Walls (PLF)	\$27	PLF
ETRACKWALLSURS	Steel E-Track Surface-Mounted on Walls (PLF)	\$12	PLF
SKITIEBARASS	Add Ski Tie Down Bar Assembly (Includes: Crank w/ Cap, Bar, Sleeves & Slide Block)	\$50	EA
SKITTIEUP	Upgrade to Ski Tie Down Bar Assembly (From (2) Sliding D-Rings; EA)	\$32	EA
SLIDETRACKPKGCARGO	** CARGO PACKAGE ** Recessed Slide Track System: (PBF) (2) Full Length Tracks, (4) Sliding D-Rings	\$32	PBF
ITEM NUMBER	DOORS, RAMPS & COMPARTMENTS	PRICE	UOM
DOOR2658	26"x58" Side Access Door w/ Paddle Handle and Piano Hinge	\$239	EA
DOOR3272UP	Upgrade to 32"x72" Paddle Handle & Piano Hinge Side Access Door (From 66")	\$44	EA
DOOR36UP	Upgrade to 36"-Wide Side Access Door (From 32" SAD)	\$70	EA
DOOR48UP	Upgrade Side Access Door to 48" Width (From 32")	\$125	EA
DOOR78UP	Upgrade to 78"-Tall Side Access Door (From 72" (SAD) (Excludes Radius RV Door)	\$44	EA
DOORLOCKINGSAD	Locking Bar for Side Access Door (All Sizes)	\$152	EA
DOORKEYLOCKSAD	Upgrade to Keyed Locking Hasps for Side Access Door with Locking Bar	\$57	EA
STEPALUMPULL	Aluminum Pull Out Step	\$239	EA
STEPREAR	Rear Full Length Step Across Rear of Trailer (12" Deep with Expanded Aluminum on Top) (Barn Doors only)	\$359	EA
DOOR4860CON	4'x6' Concession Door	\$808	EA
DOOR4896CON	4'x8' Concession Door	\$835	EA
DOOR4848ESCAPE	4'x4' Escape Door- DRIVERSIDE OVER WHEEL WELL	\$540	EA
DOOR9672ELITE18	Elite Escape Door (72" W x 88-1/2" L Fold Up Door w/ Gas Prop Lift Assist, Removable Fender) **If Trailer is Upgraded to Spread Axle, Door will be 97-3/4" Wide & Includes Step Between Tires**	\$1,734	EA
DOOR1414FUEL	14"x14" Fuel Door w/ Paddle Handle	\$144	EA
DOOR2424FUEL	24"x24" Fuel Door w/ Paddle Handle	\$170	EA
DOORDOUBLEBARN	Double Barn Doors (Replaces Standard Rear Ramp) ** DELETE BEAVERTAIL **	\$0	SET
DOORSINGLEBARN	Single Barn Door for 5' Wides (Replaces Standard Rear Ramp)	\$0	SET
DOORKEYLOCKBD	Upgrade to Keyed Locking Hasps Barn Doors	\$57	PKG
DOORKEYEDLHRR	Upgrade to Keyed Locking Hasps for Ramp Door (Set)	\$90	SET
GEN3636DOOR	36"x36" Generator Door w/ Salem Vent & Paddle Handle	\$442	EA
GEN363624COM	36"x36"x24" Generator Compartment	\$478	EA
GENCOMINS	Upgrade to Insulated Generator Compartment (Requires Generator Compartment)	\$125	EA
GENSLIDETRAY	Slide Out Generator Tray	\$971	EA
STARTEREZ	Starter Flap for Rear Ramp	\$69	EA
STARTERALUM	Add Aluminum Starter Flap to Rear Ramp	\$297	EA
SKIDEFLRAMPRR	Ski Deflector for Rear Ramp	\$90	EA
FLAPDPTRANS	Diamond Plate Transition Flap (Ramp to Box)	\$183	PKG
RAMPCARHAULUP	Upgrade to Car Hauler Grade Rear Ramp Door w/ Spring Assist (From Standard Ramp)	\$447	PKG
RAMPSTOWABLEKIT	Rear Stowable Ramp Kit (2) 26"x6' Ramps (Extrusion to Hook Ramps, Ramps to Stow Interior of Barn Doors, (4) Extra Strap Hinges)	\$681	PKG
RAMPDELETEFR	Delete Front Ramp (Snow Trailer)	(\$111)	PKG

POPULAR ENCLOSED OPTIONS

ITEM NUMBER	DOORS, RAMPS & COMPARTMENTS	PRICE	UOM
RAMPUPUCPRR	Upgrade to Rear Ramp Door w/ Spring Assist from Ultimate Contractor Package Barn Door w/ Stow Ramps	\$0	SET
RAMPTAPEREDFRRUP	Upgrade to Tapered Rear & Front Ramp Doors (Inlines) ** INCLUDED BOTH RAMPS **	\$300	SET
ITEM NUMBER	VENTS & WINDOW OPTIONS	PRICE	UOM
VENT110V	110V Power Roof Vent (Installed) (Requires 30A Package)	\$224	EA
VENT12V	12V Power Roof Vent (Installed)	\$167	EA
VENTFF	Fantastic Fan/Vent (Dometic 22-0462) (Requires 30A Package)	\$588	EA
VENTMAXX	Maxx-Air Roof Vent Cover (Installed)	\$97	EA
VENTROOF	Add 14"x14" Manual Roof Vent (Installed)	\$76	EA
VENTROOFUP	Upgrade to 14"x14" Manual Roof Vent (From Plastic Salem Vents) DELETES PLASTIC SALEM VENTS	\$49	PKG
VENTSALEM2	Two-Way Directional Salem Vent Kit (Aluminum; Pair)	\$226	PAIR
WINDOW18X24HOR	18"x24" Horizontal Radius Sliding Window w/ Screen	\$242	EA
WINDOW18X24VER	18"x24" Vertical Radius Sliding Window w/ Screen	\$247	EA
WINDOW24X36	24"x36" Radius Sliding Window w/ Screen	\$380	EA
WINDOW24X36E	24"x36" Egress Sliding Window (Tinted w/ Screen)	\$392	EA
ITEM NUMBER	12V LIGHTING & ELECTRICAL OPTIONS	PRICE	UOM
12V7WAYILO4WAY	Upgrade to 7-Way Plug w/ Junction Box (From 4-Way Plug)	\$58	PKG
12VANODLOAD	Anodized Rear Loading Lights (Mounted Over Rear Ramp Spring; Installed)	\$247	PKG
12VBACKUPANG	Angled Back Up Lights (Pair; Installed)	\$389	PAIR
12VBATTERY	Deep Cycle Marine Battery & Box (Installed)	\$261	EA
12VUSB DUAL	12V USB-C and USB-A Dual Recessed Receptacle	\$44	EA
12VDOMEADD	Additional 12V Dome Light (Installed)	\$24	EA
12VDLOADINGLIGHTS	Diamond Plate Rear Loading Lights (Mounted Over Rear Ramp Spring; Installed)	\$239	PKG
12VLEDADDSTOP	Additional LED Stop/Turn/Tail Lights (Pair; Installed)	\$90	PAIR
12VLEDBACKUP	Add LED Backup Lights (Pair; Installed)	\$90	PAIR
12VLEDDOME18	18" 12V LED Light (Installed)	\$192	EA
12VLEDDOME18UP	Upgrade Interior Dome Light to 12V 18" LED Light	\$181	EA
12VLEDDOMEADD	Additional LED Economy Dome Light (460 Lumen)	\$24	EA
12VLEDK60PR	K60 LED Exterior Scene Light Package One 12V Wall Switch with (2) K60 Scene Lights	\$674	PAIR
12VLEDLIGHTPKG	Additional LED Strip Lights w/ Chrome Trim and Integrated Backup Lights	\$113	PAIR
12VLEDLIGHTPKGPREM	Upgrade to Premium Light Package (w/ Backup Lights; Braked Models Only) (Not Available on Contractor Models w/ Barn Doors) (Not Available on Contractor Models w/ Barn Doors)	\$155	PKG
12VLEDLIGHTPKGPREMNB	Upgrade to Premium Light Package (w/o Backup Lights) (Not Available on Contractor Models w/ Barn Doors)	\$70	PKG
12VLEDLIGHTPKGUP	Upgrade to LED Strip Lights w/ Chrome Trim and Integrated Backup Lights (From Standard Tail Lights)	\$143	PAIR
12VLEDLOAD950	LED Exterior Load Light Package: (1) 12V Wall Switch with (1) 950 Lumens LED Load Light	\$146	PKG
12VLEDLOAD9502	Double LED Exterior Load Light Package: (1) 12V Wall Switch with (2) 950 Lumens LED Load Light	\$178	PKG
12VLEDMARKER	Upgrade to Additional LED Marker Lights Bullets	\$15	EA
12VLEDMIDSHIP	Mid-Ship Turn Signals (For Tandem Fenders Only; Pair)	\$90	PAIR
12VLEDPUCK	Additional Recessed LED "Puck" Light	\$32	EA
12VLEDPUCKPKG2	LED "Puck" Light Cabinet PKG (Under OH Cabinet) (2) Round LED Flush Mount Dome Lights (1) 12V Wall Switch	\$81	PKG
12VLEDPUCKPKG8	Recessed LED "Puck" Light Package (8) Round LED Flush Mount Dome Lights (1) 12V Wall Switch	\$227	PKG
12VLEDSCARE	LED Scare Light (Porch Light) w/ 12V Wall Switch	\$99	EA
12VLEDSTOPSLIM	Upgrade to 12" LED Slimline Tail/Turn/Stop Lights (Pair)	\$54	PAIR
12VLEDSTRIP	LED Interior Strip Lighting w/ Housing (Per Foot, Per Section)	\$13	PLF
12VPEDJACK	Upgrade to 12V Electric Pedestal Jack w/ Battery & Box installed	\$716	PKG
12VPEDJACK-2	Upgrade to 12V Electric Pedestal Jack w/o Battery	\$289	PKG
12VPERMA	Upgrade to Permaseal Wire Connectors	\$192	PKG
12VPOWPOINT	Add Standard 12V Power Jack (Cigarette Lighter Plug) (Installed)	\$50	EA
12VTRICKLECHARGE	Trickle Charger for Battery (Installed)	\$137	EA
12VWALLSW	12 Volt Wall Switch (Installed)	\$30	EA
12VWALLSW3WAY	3-Way 12V Wall Switch (Installed)	\$50	EA
12VWALLSWILODOME	Substitute 12V Wall Switch instead of Wall Mounted Dome Light	\$11	EA

POPULAR ENCLOSED OPTIONS

ITEM NUMBER	110V LIGHTING & ELECTRICAL OPTIONS	PRICE	UOM
110VPACK1	110V Power Package #1: (1) 15 Amp Motorbase Plug, (1) Wall Switch, (1) Wall Receptacle, (1) 4' LED Wraparound Light (No Additions Available with this Package)	\$418	PKG
110VPACK2	110V Power Package #2: (1) 30 Amp Breaker Box w/ 25' Shore Line and Cord Hatch, (2) 3-Way Wall Switches, (1) Standard Wall Receptacle, (1) GFI Wall Receptacle, (2) 4' LED Wraparound Lights	\$723	PKG
110VPACK3	110V Power Package #3: (1) 30 Amp Breaker Box w/ 25' Shore Line and Cord Hatch, (1) Wall Switch, (4) Standard Wall Receptacles, (1) GFCI Receptacle, (4) 4' Flourescent Lights, (1) Brace and Wire Stub for A/C Unit	\$1,041	PKG
110VPACK4	110V Power Package #4: (1) 15 Amp Motorbase Plug, (2) Wall Receptacles	\$229	PKG
110VPACK5	110V Power Package #5: Includes (1) 60A Breaker Panel w/ 60A Converter and 50A Motorbase Plug, (2) 3-Way Wall Switches, (1) Standard Wall Receptacle, (1) USB Wall Receptacle, (1) GFI Wall Receptacle, (2) 4' LED Wraparound Lights, 12V Deep Cycle Battery & Box	\$1,507	PKG
110VPACK6	110V Power Package #6: (1) 15A Exterior Motorbase Plug, (1) GFI Wall Receptacle	\$149	PKG
110V30ACORD	30A Power Cord 25' Long (For Motorbase Plug)	\$198	EA
110V50ACORD	50A Power Cord 25' Long (For Motorbase Plug)	\$387	EA
110V50AUP	Upgrade to 50 Amp Breaker Box (Requires 110V Pkg #2)	\$210	PKG
110V60ACONV	60A Power Converter (110 Package Required)	\$319	PKG
110VACBRACESTUB	Brace and Stub Wire for Future AC Installation (Requires 110V Pkg #2) (12 Gauge Wire and 20A Breaker)	\$90	EA
110VADD4LEDWRAP	Additional 4' LED Wraparound Light (Requires 110V Pkg #5)	\$181	EA
110VGFIEXT	Exterior GFI Receptacle (Requires 30A Package)	\$106	EA
110VGFIINT	GFI Wall Receptacle (Requires 30A Package)	\$66	EA
110VMBP	Motor Base Plug (Replaces Shoreline; 110V Package Required)	\$58	EA
110VMBP15A	15A Motor Base Plug	\$58	EA
110VWALLRECEPT	Add Wall Receptacle (Requires 30A Package)	\$66	EA
110VWALLRECEPTUSB	110 Volt Combo USB/Wall Outlet Receptacle (Installed; Requires 110V Pkg)	\$80	EA
110VWALLSWITCH	Add 110V Wall Switch (Requires 30A Package)	\$51	EA
110VWALLSWITCH	110 Volt Wall Switch (3-Way; Requires 110V Pkg #2)	\$51	EA
12VLEDUP48LED	Upgrade to (3) 18" 12V LED Light (From (2) 4' LED Wrap Around)	\$205	PKG
ITEM NUMBER	INTERIOR OPTIONS	PRICE	UOM
CEIL030BONDED	.030" Bonded Aluminum Ceiling, Interior (PBF)	\$38	PBF
CEIL34INS	3/4" Foam Insulation (Ceiling Only; PBF)	\$20	PBF
CEILWHITEVINYL	White Vinyl Backed Luan (Ceiling Only; PBF)	\$22	PBF
WALL030BONDED	Upgrade to .030" Bonded Aluminum Side Walls, Interior (PBF)	\$33	PBF
WALL34INS	3/4" Foam Insulation (Side Walls; PBF)	\$25	PBF
WALL38WHITEVINPLY	Upgrade to White Vinyl Backed 3/8" Plywood (From 3/8" Water Resistant; PBF)	\$69	PBF
WALL38WRSNOW	Upgrade to 3/8" Water Resistant Walls (Snow Trailers; PBF)	\$27	PBF
WALL38WRT038PLY	Upgrade to 3/8" Plywood Walls (From 3/8" Water Resistant; PBF) **May Extend Lead Time**	\$22	PBF
WALL38WRTOWL	Upgrade to White Vinyl Backed Luan Walls w/ Divider (From 3/8" WR; PBF)	\$11	PBF
WALL6EXTKP	6" Extruded Aluminum Kickplate (PBF)	\$17	PBF
WALLCARPET3	Upgrade to Carpeted Walls (3' Up Wall, Count 4' V-Nose; PLF)	\$24	PLF
WALLSWLT038PLY	Upgrade to 3/8" Plywood Walls (5-wide, From Luan Walls; PBF)	\$23	PBF
WALLTPO3	Upgrade to Black TPO Coin Walls (3' Up Wall, Count 4' V-Nose; PLF)	\$60	PLF
WALLWHITEVINYL SNOW	Upgrade to White Vinyl Backed Luan Walls w/ Divider (Snow Trailers; PBF)	\$42	PBF
WALLWLT038WR	Upgrade to 3/8" Water Resistant Walls (Cargo Trailers; From White Luan Walls; PBF)	\$0	PBF
ITEM NUMBER	FLOORING OPTIONS	PRICE	UOM
FLOOR045DP	.045" Aluminum Diamond Plate Floor Overlay (PLF)	\$58	PLF
FLOOR34QUADPLY	Upgrade to 3/4" Quad Ply Decking (Non-Skid Surface, FRP Backer; PBF)	\$58	PBF
FLOOR34QUADPLYES	Upgrade to 3/4" Quad Ply Decking w/12" QuadPly KP (Non-Skid Surface, FRP Backer; PBF) (SNOW ONLY)	\$63	PBF
FLOOR34WRT034PT	Upgrade to 3/4" Pressure Treated Plywood (From 3/4" Water Resistant Decking) (PBF)	\$20	PBF
FLOOR58WRT034WR	Upgrade to 3/4" Water Resistant Decking (From 5/8" Water Resistant Decking) (PBF)	\$12	PBF
FLOORADD34WR	Additional Layer of 3/4" Water Resistant Flooring (PBF)	\$36	PBF
FLOORBLACKMARBLE	Upgrade to Black Marble Vinyl Flooring (PLF)	\$51	PLF
FLOORCARPET	Upgrade to Charcoal Carpet Flooring (PLF)	\$32	PLF
FLOORCHECKER	Upgrade to Checkerboard Vinyl Flooring (Black & White; PLF)	\$64	PLF
FLOOREPOXY	Painted Epoxy Floor Covering (PBF)	\$24	PLF
FLOOREXTRUDED	Upgrade to Extruded Aluminum Floor (Charge for Ramp and V-Nose; PLF)	\$86	PLF

POPULAR ENCLOSED OPTIONS

ITEM NUMBER	FLOORING OPTIONS	PRICE	UOM
FLOORRUBBERCOIN	Upgrade to Rubber Coin Flooring (Black; PLF)	\$83	PLF
FLOORTPOCOIN	Upgrade to TPO Coin Flooring (Black, PLF)	\$38	PLF
ITEM NUMBER	CABINET OPTIONS	PRICE	UOM
CABBSV722D	V-Nose Base Cabinet 2 Door for a 72" Wide Trailer COLOR: BLACK (69"W x 23"D x 37"H)	\$689	EA
CABBSV842D	V-Nose Base Cabinet 2-Door for 84" Wide Trailer COLOR: BLACK (78"W x 22"D x 37"H)	\$800	EA
CABBSV902D	V-Nose Base Cabinet, 2 Door- 90" COLOR: BLACK	\$838	EA
CABBSV992D	V-Nose Base Cabinet, 2 Door 99" Models COLOR: BLACK (83"W x 30"D x 37"H)	\$861	EA
CABBSV994D	V-Nose Base Cabinet, 4 Door 99" Models COLOR: BLACK (83"W x 30"D x 37"H)	\$919	EA
CABOHV67WUP	Upgrade V-Nose Overhead Cabinet to Full Width/Depth of V-Nose (72", 80", & 84" Wide Models)	\$168	EA
CABOHV722D	V-Nose Overhead Cabinet, 2 Door 72" Models COLOR: BLACK (40"W x 13"D x 19"H)	\$300	EA
CABOHV802D	V-Nose Overhead Cabinet, 2 Door 80" Models COLOR: BLACK	\$308	EA
CABOHV842D	V-Nose Overhead 2 Door for 84" Wide Trailer COLOR: BLACK	\$382	EA
CABOHV902D	V-Nose Overhead Cabinet, 2 Door-90" COLOR: BLACK	\$335	EA
CABOHV992D	V-Nose Overhead Cabinet, 2 Door 99" Models COLOR: BLACK (56"W x 19"D x 19"H)	\$359	EA
CABOHV992D72	V-Nose Overhead Cabinet, 2 Door for 99" Wide Models COLOR: BLACK	\$447	EA
CABBS48	4' Straight Wall Base Cabinet, 2 Door COLOR: BLACK (48"W x 24"D x 37"H)	\$868	EA
CABBS60	5' Straight Wall Base Cabinet, 2 Door COLOR: BLACK	\$915	EA
CABBS72	6' Straight Wall Base Cabinet, 2 Door COLOR: BLACK (72"W x 24"D x 37"H)	\$962	EA
CABBS96	8' Straight Wall Base Cabinet, 2 Door COLOR: BLACK (96"W x 24"D x 37"H)	\$1,052	EA
CABBS96FF	8' Straight Wall Base Cabinet, 4-Door COLOR: BLACK	\$962	EA
CABBS28L	Upgrade Base Cabinet to 28" L-Shape Extension	\$299	EA
CABOH964D	Deluxe Overhead Cabinet w/ Four Doors 96"L x 18"H x 13"D COLOR: BLACK	\$649	EA
CABOH96	Overhead Cabinet w/ Two Flip Up Doors 96"Lx18"Hx12"D COLOR: BLACK	\$874	EA
CABOH48	Overhead Cabinet w/ One Flip Up Door 48"Lx18"Hx13"D	\$272	EA
CABOH482D	Overhead Cabinet w/ Two Doors 48"Lx18"Hx13"D COLOR: BLACK	\$332	EA
CABOH62	Overhead Cabinet w/ Single Door 62"Lx18"Hx12"D COLOR: BLACK	\$330	EA
CABOH724D	Deluxe Overhead Cabinet w/ Four Doors 72"L x 18"H x 13"D COLOR: BLACK	\$561	EA
CABCLOTHROD	Clothes Rod for Overhead Cabinets (48" Cabinets only)	\$29	EA
CABWR24	24" Wardrobe Cabinet w/ Shelf and Clothes Rod 2'x2'x72" COLOR: BLACK	\$814	EA
CABWR36	36" Wide Wardrobe (Single Full Length Door, 1 Shelf, Clothes Rod) COLOR: BLACK (36"W x 24"D x 76"H)	\$919	EA
CABWW72	6' Wheel Well Cabinet, 2 Doors 3 Shelves COLOR: BLACK	\$1,259	EA
COUNTERTOPFOR	Upgrade to Formica Countertop (Base Cabinet Sold Separately)	\$186	PKG
ITEM NUMBER	INTERIOR ACCESSORIES	PRICE	UOM
BENCH48PADV	Fold-Down Padded Bench (48"L) Vertical Design	\$244	EA
BENCH50FUP	Premium 50" Fold-Up Padded Bench	\$788	EA
BENCH36FUSTOR	Premium 36" Fold-Up Work Bench w/ Integrated Tool Storage	\$562	EA
BENCHFOLD	Fold Down Bench (12" x 48") Type: Work or Sitting	\$297	EA
CAB38COATHANGER	Premium Ceiling-Mounted Coat Hanger (38", 22 Hooks)	\$80	EA
CAB47COATHANGER	Premium Wall-Mounted Coat Hanger (47.5", 10 Hooks)	\$143	EA
CAB4COATHOOK	4' Coat Hook Package: (1) 4' Piece Slide Track (6) Sliding Hooks	\$70	EA
DRIVEOVERFENDERSLOPE	Sloped Fender Kit w/ Ski Guides (.090 Mill Finish) (Car Hauler Models)	\$282	SET
HOLDERPREMCUP	Premium Cup Holder	\$50	EA
HOLDERPREMFUEL2	Premium (2) Race Fuel Holder	\$239	EA
HOLDERPREMFUEL3	Premium (3) Race Fuel Holder	\$319	EA
TIRERACK8	Deluxe 8' Tire Rack (Foldable; for Enclosed)	\$617	EA
ITEM NUMBER	EXTERIOR OPTIONS	PRICE	UOM
ROOFTTRANS	Upgrade to Composite Translucent Roof (From Mill-Finish Aluminum; PBF)	\$16	PBF
DOTTAPE	Add Red & White DOT Tape to Trailer (PLF) ** Must Have On Any Trailer Over 10,000lb GVWR **	\$7	PLF
PKGPOWDERCCH	Exterior Powder Coat Package (Cargo/Car Haulers / No Front Ramp Models) (PBF)	\$64	PBF
PKGPOWDERIL	Exterior Powder Coat Package (Inlines) (PBF)	\$78	PBF
SKINPOLYUP	Upgrade to PolyCOR Exterior .078 Sheeting (PBF, 7'6" Box Height Max, (Available in BLACK, WHITE and CHARCOAL)	\$34	PBF
TRIM12ANOD	Anodized Aluminum Side & Rear Trim Panel (12"; PBF)	\$22	PBF

POPULAR ENCLOSED OPTIONS

ITEM NUMBER	EXTERIOR OPTIONS	PRICE	UOM
TRIM12DP	Aluminum Diamond Plate Side & Rear Trim Panel (12"; PBF)	\$26	PBF
TRIM24ANOD	Anodized Aluminum Side & Rear Trim Panel (24"; PBF)	\$49	PBF
TRIM24DP	Aluminum Diamond Plate Side & Rear Trim Panel (24"; PBF)	\$50	PBF
TRIM36SGUP	Upgrade to 36" Stoneguard (From 24"; V-Nose)	\$279	PKG
TRIM48SGUP	Upgrade to 48" Stoneguard (From 24"; V-Nose)	\$360	PKG
TRIMTT6	Two-Tone Color Package w/ 6" Anodized Divider	\$315	PKG
TRIMTTSP	Two-Tone Color Package - No Anodized Divider	\$150	PKG
VNOSEANODIZEDNOSE	Upgrade to Anodized Nose Cone	\$161	PKG
ITEM NUMBER	LADDER RACKS & CATWALK OPTIONS	PRICE	UOM
LADDEREXTERIOR	Exterior Ladder to Roof (Mounted on V-Nose w/ 6" Gap Between Ladder and Side Wall)	\$264	EA
LADDERDPOVER	Diamond Plate Overlay Behind Exterior Ladder	\$136	EA
LADDERRACKDEL	Deluxe Ladder Rack (Enclosed Cargo; Installed) ** CANNOT DO WITH RADIUS ROOF **	\$192	EA
CATWALK10	10' Catwalk w/ 3 Roof Racks & Ladder ** CANNOT DO WITH RADIUS ROOF **	\$1,342	PKG
CATWALK12	12' Catwalk w/ 3 Ladder Racks and Ladder ** CANNOT DO WITH RADIUS ROOF **	\$1,436	PKG
CATWALK14	14' Catwalk w/ 4 Ladder Racks and Ladder ** CANNOT DO WITH RADIUS ROOF **	\$1,729	PKG
CATWALK16	16' Catwalk w/ 4 Ladder Racks and Ladder ** CANNOT DO WITH RADIUS ROOF **	\$1,822	PKG
CATWALK18	18' Catwalk w/ 5 Ladder Racks and Ladder ** CANNOT DO WITH RADIUS ROOF **	\$2,116	PKG
CATWALK20	20' Catwalk w/ 6 Ladder Racks and Ladder ** CANNOT DO WITH RADIUS ROOF **	\$2,407	PKG
CATWALK22	22' Catwalk w/ 6 Ladder Racks and Ladder ** CANNOT DO WITH RADIUS ROOF **	\$2,503	PKG
CATWALK24	24' Catwalk w/ 7 Ladder Racks and Ladder ** CANNOT DO WITH RADIUS ROOF **	\$2,795	PKG
LADDERROLLER	Upgrade to Roller on Rear Ladder Rack **REAR LADDER RACK AS FAR BACK AS POSSIBLE**	\$287	PKG
ITEM NUMBER	JACKS & JACK ACCESSORIES	PRICE	UOM
BOGEYWHEELS	Bogey/Caster Wheels (Installed; Pair)	\$246	PAIR
DRAGWHEELS	HD Drag Wheels (AH Version)	\$119	PAIR
JACK8000PED	Upgrade to 8000# Pedestal Jack (From 1500# Wheel Jack)	\$64	PKG
JACKWHEEL	Upgrade to Wheel on 2000# Center Jack	\$24	EA
SCISSORJACK	Scissor Jacks (Camper Style; Installed; Pair)	\$257	PAIR
STABJACK	Stabilizer Jacks (Installed; Pair)	\$116	PAIR

RAMP CAPACITY BY MODEL

RAMP TYPE	APPLICABLE MODELS	CAPACITY
Enclosed Cargo (4, 5, 6-Wide)	(All Sizes)	1500#
Enclosed Cargo (7, 7.5-Wide)	(All Sizes)	1500#
Enclosed Cargo (8.5-Wide, Economy)	(All Sizes)	4000#
Enclosed Car Hauler (8.5-Wide)	(All Sizes)	4000#
Enclosed Snowmobile (7, 7.5, 101-Wide, REAR)	(All Sizes)	1500#
Enclosed Snowmobile (7, 7.5, 101-Wide, FRONT)	(All Sizes)	1200#

TONGUE EXTENSION BY MODEL

TRAILER TYPE	ALLOWABLE EXTENSION	ADDITIONAL REQUIREMENTS	ITEM NUMBER	DESCRIPTION
Enclosed Cargo (4, 5-Wide)	N/A	FRAME UPGRADE REQUIRED, CONSULT ENGINEERING	N/A	N/A
Enclosed Cargo (6, 7, 7.5-Wide)	12"	ECONOMY MODELS REQUIRE CENTER BEAM UPGRADE	TONGUE12EXT	12" Extended Tongue (For 3k Tandem Axle Enclosed with 2"x5" Frame) Includes Center Beam Upgrade ** CANNOT DO WITH ALL SPORTS OR SNOW TRAILERS **
Enclosed Cargo (8.5-Wide, Economy)	12" (16" w/ UPGRADE)	MIN 6" FRAME FOR 16" TONGUE EXTENSION, UPGRADE MAY BE REQUIRED	TONGUE12EXT	12" Extended Tongue (For 3k Tandem Axle Enclosed with 2"x5" Frame) Includes Center Beam Upgrade ** CANNOT DO WITH ALL SPORTS OR SNOW TRAILERS **
Enclosed Car Hauler (8.5-Wide, Economy)	12" / 16"	MIN 6" FRAME FOR 16" TONGUE EXTENSION, UPGRADE MAY BE REQUIRED	TONGUE16EXTCH	16" Extended Tongue (For 5k Tandem Axle Enclosed; Trailer Must have 2"x6" Frame or Larger) ** CANNOT DO WITH ALL SPORTS OR SNOW TRAILERS **
Enclosed Snowmobile (7, 7.5-Wide)	N/A	EXTENDED TONGUE INCOMPATIBLE WITH FRONT RAMP	N/A	N/A

****PLEASE NOTE THAT ALL 5K TANDEM TRAILERS w/ EXTENDED TONGUES REQUIRE A MINIMUM OF 6" BASE FRAME, REGARDLESS OF BRAND/MODEL**

STEALTH