



2025 Dealer Pricing Guide



ALCOM LLC - MAINE

6 Millennium Drive | Winslow, ME 04901
P: (207) 861-9800 | F: (207) 861-9500

SOUTH DAKOTA

501 East 52nd Street North | Sioux Falls, SD 57104
P: (605) 338-2090 | F: (877) 670-6471

FLORIDA

2526 W. New York Ave | Deland, FL 32720
P: (386) 272-5999

MONTANA

9063 Bonner Mill Road | Bonner, MT 59823
P: (406) 258-9739 | F: (406) 552-1986

dealers.alcomusa.com

SALES TEAM

DAN MILLS, Chief Sales and Marketing Officer	(207) 272-3683	dmills@alcomusa.com
MICHELLE MILLER, Sales Executive Assistant	(207) 861-9800	mmiller@alcomusa.com
JOHN STEWART, Director of Sales	(207) 861-9800	jstewart@alcomusa.com
COREY BISSON, Dealer Development	(207) 689-4842	cbisson@alcomusa.com
TIM MITCHELL, Dealer Development	(207) 649-0027	tmitchell@alcomusa.com
TOMMY WALL, Dealer Development	(260) 227-1459	twall@alcomusa.com
MIKE QUIMBY, Dealer Development	(207) 242-4151	mquimby@alcomusa.com
DYLAN BROOKS, Dealer Development	(207) 616-3470	dbrooks@alcomusa.com
HUNTER NOVAK, Customer Service Manager	(207) 861-9800	hnovak@alcomusa.com
JEFF LIBBY, Account Support	(207) 861-9800	jlibby@alcomusa.com
DIANE PEPIN, Account Support	(207) 861-9800	dpepin@alcomusa.com
ANGIE WING, Account Support	(207) 861-9800	awing@alcomusa.com

CUSTOMER SERVICE

WARRANTY DEPARTMENT	(207) 861-9800	warranty@alcomusa.com
CJ GILES, Parts Manager	(207) 861-9800	parts@alcomusa.com
NATALIE KAVANAGH, Regional Parts Specialist	(207) 861-9800	parts@alcomusa.com
JAMIE PHAIR, Director of Logistics	(207) 861-9800	jphair@alcomusa.com
CRYSTAL DRAKE, ME Plant Logistics	(207) 861-9800	cdrake@alcomusa.com

TABLE OF CONTENTS

CARGO TYPE/MODEL	PAGE
"Models At-A-Glance"	4
UTILITY	
RA 2.0 (54"-66")	9
RA 2.0 (72"-80")	10
FA 2.0	11
FA Tilt 2.0	12
FA Tandem Axle 2.0	13
U-SR	14
U-SHD	15
R-W 2.0 (60"-66")	16
R-W 2.0 (72" -80")	17
Landscape 2.0 Wood Deck	18
Light Duty Deckover	19
Commercial Grade Deckover	20
Low Profile Flat Deck Deckover Wood Deck	21
Low Profile Beavertail Deckover Wood Deck	22
Golf Cart Hauler	23
Commercial Grade HD	24
Low Profile LD Wood Deck	25
Dump HO (4.5x8)	26
Dump HO (5x8)	27
Dump	28
ATV / UTV	
83 - Wide ATV	29
84 & 98 - Wide ATV	30
OPEN CARGO	
Open Motorcycle 2.0	31
Slingshot Trailer	32
Raft	33
Open Car Hauler 2.0 Wood Deck	34
Open Car Hauler 2.0 Wood Deck (10K)	35
Open Car Hauler	36
Tilting Open Car Hauler	37
Open Car Hauler 2.0 Wood Deck - 2 Car Series	38
ENCLOSED CARGO	
Cargo 4/5 - Wide	39
Cargo 6- Wide	40
Cargo 7-Wide	41
Cargo 7.5-Wide	42
Cargo 8.5-Wide	43
Enclosed Motorcycle	44
Enclosed Motorcycle/UTV Pinnacle Series	45

CARGO TYPE/MODEL	PAGE
ENCLOSED CARGO	
Enclosed Cargo Options	46
Car Hauler (14'-22')	53
Car Hauler (24'-32')	54
Car Hauler Pinnacle Series	55
Car Hauler Pinnacle Stacker Series	56
Tandem Gooseneck (24'-30')	57
Tandem Gooseneck (32'-38')	58
Tri-Axle Gooseneck (40'-46')	59
Tri-Axle Gooseneck (48'-53')	60
Enclosed Car Hauler & Gooseneck Options	61
ENCLOSED SNOW	
Inline 7-Wide	69
Inline 7.5-Wide	70
Lite - Deckover	71
Deckover (101" / 6.5-Height)	72
Deckover (101") Elevation Series	73
Enclosed Snow Options	74
All-Sport Peak Value	81
All-Sport (16'-22')	82
All-Sport (24'-32')	83
All-Sport Elevation Series	84
Gooseneck Elevation Series	85
All-Sport Options	86
Hybrid (60" & 101")	93
Hybrid 2.0	94
Hybrid 3.0	95
Hybrid 7.4-Wide	96
OPEN SNOW	
Tilt Bed Single Place	97
Tilt Bed Two Place	98
Tilt Bed Drive On/Off	99
Drive On/Off L (12'-16')	100
Drive On/Off L (18'-24')	101
Sport Decks	102
OTHER	
UTV Rack	103
Ice Shacks	104
Truck Beds	105
TECHNICAL SHEETS	
Ramp Capacity	106
Tongue Extension by Model	107



See Our Reference Tool!

See page 4 for our **"Models-At-A-Glance"** section, where you can easily see base pricing for all models.

EXTERIOR COLORS

Colors displayed in this pricebook are intended for reference purposes only. In situations where color-matching is critical, please contact us for a physical skin sample. In addition, the colors listed below are available in .030" skin only.



*Note - Pictures in this Guide may show optional features

MODELS "AT-A-GLANCE"

UTILITIES

UTILITY [RA-2.0] 54/60/66-WIDE

Trailer Model	Item Number	Base Price
54 x 8 2.0 RA	U54x8RA-2.0	\$2,289
54 x 10 2.0 RA	U54x10RA-2.0	\$2,453
60 x 8 2.0 RA	U60x8RA-2.0	\$2,307
60 x 10 2.0 RA	U60x10RA-2.0	\$2,552
66 x 10 2.0 RA	U66X10RA-2.0	\$2,749

UTILITY [FA-2.0]

Trailer Model	Item Number	Base Price
Fixed Rail 6.5 x 10	U6.5X10FA-2.0	\$3,363
Fixed Rail 6.5 x 12	U6.5X12FA-2.0	\$3,556
Fixed Rail 6.5 x 14	U6.5X14FA-2.0	\$3,929

UTILITY [TANDEM AXLE FA-2.0]

Trailer Model	Item Number	Base Price
Tandem FA 6.5x14	U6.5x14FA-TA-2.0	\$6,430
Tandem FA 6.5x16	U6.5x16FA-TA-2.0	\$6,673
Tandem FA 6.5x18	U6.5x18FA-TA-2.0	\$6,920
Tandem FA 6.5x20	U6.5x20FA-TA-2.0	\$7,452

UTILITY [SSHD] HEAVY DUTY SOLIDED UTILITY TRAILERS

Trailer Model	Item Number	Base Price
5 x 8 SSHD Utility	U5X8SSHD	\$3,107
5 x 10 SSHD Utility	U5X10SSHD	\$3,359
6 x 12 SSHD Utility	U6x12SSHD	\$3,779

UTILITY [RW-2.0] 72/80-WIDE

Trailer Model	Item Number	Base Price
72 x 10 Wood Deck	U72x10RW-2.0	\$2,506
72 x 12 Wood Deck	U72x12RW-2.0	\$2,703
72 x 14 Wood Deck	U72x14RW-2.0	\$2,931
80 x 10 Wood Deck	U80x10RW-2.0	\$2,750
80 x 12 Wood Deck	U80x12RW-2.0	\$2,787
80 x 14 Wood Deck	U80X14RW-2.0	\$3,063

DECKOVER EQUIPMENT (Light Duty) LOBSTER TRAP TRAILER

Trailer Model	Item Number	Base Price
Deckover Lite 101x16	UDO101X16LD	\$5,344
Deckover Lite 101 x 20	UDO101X20LD	\$5,854
Deckover Lite 101 x 20 5.2K	UDO101X20LD-5K	\$9,067

UTILITY [LOW PROFILE FLAT DECK DECKOVER-WOOD] 10K

Trailer Model	Item Number	Base Price
Deckover 101x16-W Straight Deck 10K	UDO101x16-S10W	\$7,364
Deckover 101x20-W Straight Deck 10K	UDO101X20-S10W	\$7,797
Deckover 101x22-W Straight Deck 10K	UDO101x22-S10W	\$8,085

UTILITY [DECKOVER] GOLF CART HAULER

Trailer Model	Item Number	Base Price
Deckover 101 x 26 10K GCH	UDO101X26-10KGCH	\$13,964
Deckover 101 x 30 10K GCH	UDO101X30-10KGCH	\$15,854

UTILITY [RA-2.0] 72/80-WIDE

Trailer Model	Item Number	Base Price
72 x 10 2.0 RA	U72x10RA-2.0	\$3,094
72 x 12 2.0 RA	U72x12RA-2.0	\$3,255
80 x 12 2.0 RA	U80x12RA-2.0	\$3,425
80 x 14 2.0 RA	U80X14RA-2.0	\$3,645

UTILITY [FA TILT-2.0]

Trailer Model	Item Number	Base Price
Fixed Rail Tilt 6.5 x 12	U6.5x12FA-TILT-2.0	\$3,912
Fixed Rail Tilt 6.5 x 14	U6.5x14FA-TILT-2.0	\$4,409
Fixed Rail Tilt 6.5 x 14 5K	U6.5X14FA-TILT-2.0-5K	\$5,675

UTILITY [SSR]

Trailer Model	Item Number	Base Price
5 x 8 SSR Utility	U5X8SR	\$2,535
5 x 10 SSR Utility	U5X10SR	\$2,734
6 x 12 SSR Utility	U6X12SR	\$3,049

UTILITY [RW-2.0] 60/66-WIDE

Trailer Model	Item Number	Base Price
60 x 8 Wood Deck	U60x8RW-2.0	\$2,156
60 x 10 Wood Deck	U60x10RW-2.0	\$2,307
66 x 10 Wood Deck	U66X10RW-2.0	\$2,435

UTILITY LANDSCAPE [WOOD DECK 2.0]

Trailer Model	Item Number	Base Price
Landscape 6.5x12	ULS6.5X12-2.0	\$4,404
Landscape 6.5x14	ULS6.5X14-2.0	\$4,601
Landscape 6.5x16	ULS6.5X16-2.0	\$4,778
Landscape 6.5x18	ULS6.5X18-2.0	\$5,120
Landscape 6.5x20	ULS6.5X20-2.0	\$5,798

UTILITY [DECKOVER] 14K CG

Trailer Model	Item Number	Base Price
Deckover 101x18 14K	UDO101x18-14K	\$12,539
Deckover 101x20 14K	UDO101x20-14K	\$12,806
Deckover 101x22 14K	UDO101x22-14K	\$13,477
Deckover 101x24 14K	UDO101x24-14K	\$14,335

UTILITY [LOW PROFILE BEAVERTAIL DECKOVER - WOOD] 14K CG

Trailer Model	Item Number	Base Price
Deckover 101x25-W 14K	UDO101x25-14KW	\$12,129

UTILITY [HD] 14K CG

Trailer Model	Item Number	Base Price
Utility HD 6.5 x 14 14K	U6.5x14HD-14K	\$11,904
Utility HD 6.5 x 16 14K	U6.5x16HD-14K	\$12,148
Utility HD 6.5 x 18 14K	U6.5x18HD-14K	\$12,553
Utility HD 6.5 x 20 14K	U6.5x20HD-14K	\$12,920
Utility HD 6.5 x 22 14K	U6.5x22HD-14K	\$13,604

MODELS "AT-A-GLANCE"

UTILITIES

UTILITY [LOW PROFILE] LD 14K WOOD DECK

Trailer Model	Item Number	Base Price
Utility LD 83 x 20 14K	U83x20LD-W14	\$9,500
Utility LD 83 x 22 14K	U83x22LD-W14	\$10,397

UTILITY [DUMP 5 x 8 - HO]

Trailer Model	Item Number	Base Price
5 x 8 Dump	CODP5x8HO	\$7,364

UTILITY [DUMP 4.5 x 8 - HO]

Trailer Model	Item Number	Base Price
4.5 x 8 Dump	CODP4.5x8HO	\$5,198

UTILITY [DUMP]

Trailer Model	Item Number	Base Price
6 x 10 Dump	CODP6x10	\$10,461
6 x 12 Dump	CODP6x12	\$11,994
7 x 14 Dump	CODP7x14	\$13,478
7 x 16 Dump	CODP7x16	\$14,014

ATV / UTV

OPEN ATV [83-Wide]

Trailer Model	Item Number	Base Price
ATV Side/Rear Load 83" x 10'	A83x10	\$2,949
ATV Side/Rear Load 83" x 14'	A83x14	\$3,222
ATV Side/Rear Load 83" x 16'	A83x16	\$4,883

ATV [STOWABLE RAMP SERIES]

Trailer Model	Item Number	Base Price
ATV Deckover 2-Place 84x98	A84X98R	\$1,963
ATV Deckover 2-Place 98x09	A98x09R	\$2,095
ATV Deckover 3-Place 98x14	A98x14R	\$3,014
ATV Deckover 4-Place 98x18	A98x18R	\$4,775

OPEN CARGO

OPEN [MOTORCYCLE 2.0]

Trailer Model	Item Number	Base Price
Open Motorcycle 5x8	COMC5X8-2.0	\$2,837
Open Motorcycle 6.5x10	COMC6.5X10-2.0	\$4,090

RAFT SERIES

Trailer Model	Item Number	Base Price
10' Raft	URFT84x10	\$2,516
12' Raft	URFT84x12	\$2,750

OPEN CAR HAULER [WOOD DECK 2.0]

Trailer Model	Item Number	Base Price
Open Car Wood Deck 18'-10K	COCH8x18-W-10K-2.0	\$6,821
Open Car Wood Deck 20'-10K	COCH8x20-W-10K-2.0	\$6,997
Open Car Wood Deck 24'-10K	COCH8x24-W-10K-2.0	\$9,591

OPEN CAR HAULER [TILTING]

Trailer Model	Item Number	Base Price
Open Car Aluminum Deck 18' Tilt	COCH8X18-TILT	\$9,049
Open Car Aluminum Deck 20' Tilt	COCH8X20-TILT	\$9,637
Open Car Aluminum Deck 22' Tilt	COCH8X22-TILT	\$10,244

SLINGSHOT [ALUMINUM DECK]

Trailer Model	Item Number	Base Price
Slingshot 6.5x14	U6.5x14SLINGSHOT	\$5,552

OPEN CAR HAULER [WOOD DECK 2.0]

Trailer Model	Item Number	Base Price
Open Car Wood Deck 16'	COCH8x16-W-2.0	\$6,122
Open Car Wood Deck 18'	COCH8x18-W-2.0	\$6,296
Open Car Wood Deck 20'	COCH8x20-W-2.0	\$6,472
Open Car Wood Deck 22'	COCH8x22-W-2.0	\$6,725

OPEN CAR HAULER

Trailer Model	Item Number	Base Price
Open Car Aluminum Deck 14'	COCH8X14	\$6,772
Open Car Aluminum Deck 16'	COCH8X16	\$7,110
Open Car Aluminum Deck 18'	COCH8X18	\$7,541
Open Car Aluminum Deck 20'	COCH8X20	\$8,228

OPEN CAR HAULER [TWO CAR SERIES - WOOD DECK 2.0]

Trailer Model	Item Number	Base Price
Open Car Wood Deck 82x24 10k	COCH82X24-2.0W10-2P	\$10,397
Open Car Wood Deck 82x26 10k	COCH82X26-2.0W10-2P	\$10,829
Open Car Wood Deck 82x28 10k	COCH82X28-2.0W10-2P	\$11,407
Open Car Wood Deck 82x28 14k	COCH82X28-2.0W14-2P	\$13,589
Open Car Wood Deck 82x36 14k	COCH82X36-2.0W14-2P	\$15,884

ENCLOSED CARGO

ENCLOSED 4/5 -WIDE

Trailer Model	Item Number	Base Price
Cargo 4x6	C4x6-IF	\$3,632
Cargo 5x8	C5x8-IF	\$4,743
Cargo 5x10	C5x10-IF	\$5,175

ENCLOSED 6 -WIDE

Trailer Model	Item Number	Base Price
Cargo 6x10	C6x10-IF	\$6,395
Cargo 6X12 SA	C6x12SA-IF	\$6,862
Cargo 6X12 TA	C6x12TA-IF	\$8,395

MODELS "AT-A-GLANCE"

ENCLOSED CARGO

ENCLOSED 7 -WIDE

Trailer Model	Item Number	Base Price
Cargo 7x12 TA	C7X12TA-IF	\$9,146
Cargo 7x14	C7x14-IF	\$9,377
Cargo 7x16	C7x16-IF	\$9,946
Cargo 7x18	C7x18-IF	\$10,565
Cargo 7x20	C7x20-IF	\$11,292

ENCLOSED 8.5 -WIDE

Trailer Model	Item Number	Base Price
Cargo 8.5x12	C8.5X12CARGO-IF	\$9,848
Cargo 8.5x14	C8.5X14CARGO-IF	\$10,546
Cargo 8.5x16	C8.5X16CARGO-IF	\$11,078
Cargo 8.5x18	C8.5X18CARGO-IF	\$11,609
Cargo 8.5x20	C8.5X20CARGO-IF	\$12,302

ENCLOSED MOTORCYCLE/UTV PINNACLE SERIES

Trailer Model	Item Number	Base Price
7.5 x 14 Pinnacle Motorcyle/UTV	CEM7.5X14-PPSUTV	\$18,304
7.5 x 16 Pinnacle Motorcyle/UTV	CEM7.5X16-PPSUTV	\$19,225

ENCLOSED CAR HAULER 24'-32'

Trailer Model	Item Number	Base Price
8.5X24 Car Hauler	C8.5x24CH-IF	\$18,275
8.5X26 Car Hauler	C8.5x26CH-IF	\$19,481
8.5X28 Car Hauler	C8.5x28CH-IF	\$20,342
8.5X30 Car Hauler	C8.5x30CH-IF	\$21,804
8.5X32 Car Hauler	C8.5x32CH-IF	\$22,684

ENCLOSED CAR HAULER PINNACLE STACKER SERIES

Trailer Model	Item Number	Base Price
8.5x20 Pinnacle Stacker	C8.5X20CH-PPSST	\$46,686
8.5x24 Pinnacle Stacker	C8.5X24CH-PPSST	\$51,866

ENCLOSED GOOSENECKS [TANDEM AXLE] 32' - 38'

Trailer Model	Item Number	Base Price
8.5x32 Gooseneck	G8.5X32	\$24,979
8.5x34 Gooseneck	G8.5X34	\$25,630
8.5x36 Gooseneck	G8.5X36	\$27,098
8.5x38 Gooseneck	G8.5X38	\$27,673

ENCLOSED GOOSENECKS [TRIPLE AXLE] 48' - 53'

Trailer Model	Item Number	Base Price
8.5x48 Gooseneck	G8.5X48	\$36,079
8.5x50 Gooseneck	G8.5X50	\$36,895
8.5x53 Gooseneck	G8.5X53	\$37,711

ENCLOSED SNOW

ENCLOSED SNOW [INLINE] 7-Wide

Trailer Model	Item Number	Base Price
E7x12 Enclosed Snow	SNOPROE7X12ES	\$9,269
E7x14 Enclosed Snow	SNOPROE7X14ES	\$11,822
E7x16 Enclosed Snow	SNOPROE7X16ES	\$12,570
E7x18 Enclosed Snow	SNOPROE7X18ES	\$12,928
E7x22 Enclosed Snow	SNOPROE7X22ES	\$14,176

ENCLOSED 7.5 -WIDE

Trailer Model	Item Number	Base Price
Cargo 7.5x12 TA	C7.5X12TA-IF	\$9,799
Cargo 7.5x14	C7.5x14-IF	\$10,344
Cargo 7.5x16	C7.5x16-IF	\$10,711
Cargo 7.5x18	C7.5x18-IF	\$11,239
Cargo 7.5x20	C7.5x20-IF	\$11,784

ENCLOSED MOTORCYCLE

Trailer Model	Item Number	Base Price
7X12 Enclosed Motorcycle Trailer	CEM7X12TA-IF	\$9,594
7X14 Enclosed Motorcycle Trailer	CEM7X14-IF	\$10,236

ENCLOSED CAR HAULER 14'-22'

Trailer Model	Item Number	Base Price
8.5X14 Car Hauler	C8.5x14CH-IF	\$13,106
8.5X16 Car Hauler	C8.5x16CH-IF	\$13,793
8.5X18 Car Hauler	C8.5x18CH-IF	\$14,483
8.5X20 Car Hauler	C8.5x20CH-IF	\$15,045
8.5X22 Car Hauler	C8.5x22CH-IF	\$15,667

ENCLOSED CAR HAULER PINNACLE SERIES

Trailer Model	Item Number	Base Price
8.5x20 Pinnacle	C8.5X20CH-PPS	\$25,169
8.5x24 Pinnacle	C8.5X24CH-PPS	\$29,842
8.5x28 Pinnacle	C8.5X28CH-PPS	\$32,416
8.5x32 Pinnacle	C8.5X32CH-PPS	\$35,138

ENCLOSED GOOSENECKS [TANDEM AXLE] 24' - 30'

Trailer Model	Item Number	Base Price
8.5x24 Gooseneck	G8.5x24	\$21,527
8.5x26 Gooseneck	G8.5x26	\$22,382
8.5x28 Gooseneck	G8.5x28	\$23,214
8.5x30 Gooseneck	G8.5x30	\$24,161

ENCLOSED GOOSENECKS [TRIPLE AXLE] 40' - 46'

Trailer Model	Item Number	Base Price
8.5x40 Gooseneck	G8.5X40	\$32,161
8.5x42 Gooseneck	G8.5X42	\$33,302
8.5x44 Gooseneck	G8.5X44	\$33,876
8.5x46 Gooseneck	G8.5X46	\$34,203

MODELS "AT-A-GLANCE"

ENCLOSED SNOW

ENCLOSED SNOW [DECKOVER] LITE

Trailer Model	Item Number	Base Price
E101x12L (6) Enclosed Snow	SNOPROE6X12L	\$8,158
E101x14L (6) Enclosed Snow	SNOPROE6X14L	\$9,959
E101x18L (6) Enclosed Snow	SNOPROE6X18L	\$11,675
E101x22L (6) Enclosed Snow	SNOPROE6X22L	\$12,570

ENCLOSED SNOW DECKOVER ELEVATION SERIES

Trailer Model	Item Number	Base Price
101x16 (6.5) Deckover Elevation	SNOPRO101X16ES-ELE	\$24,069
101x22 (6.5) Deckover Elevation	SNOPRO101X22ES-ELE	\$27,120
101x24 (6.5) Deckover Elevation	SNOPRO101X24ES-ELE	\$27,403

ALL-SPORT CAR HAULERS 16'-22'

Trailer Model	Item Number	Base Price
8.5x16 All Sport	C8.5X16CH-AS	\$15,682
8.5x18 All Sport	C8.5X18CH-AS	\$16,126
8.5x20 All Sport	C8.5X20CH-AS	\$16,865
8.5x22 All Sport	C8.5X22CH-AS	\$17,487

ENCLOSED CAR HAULER ALL SPORT ELEVATION SERIES

Trailer Model	Item Number	Base Price
8.5x18 CH All Sport Elevation	C8.5X18CH-AS-ELE	\$28,531
8.5x22 CH All Sport Elevation	C8.5X22CH-AS-ELE	\$30,820
8.5x24 CH All Sport Elevation	C8.5X24CH-AS-ELE	\$33,566

HYBRID SNOW 60" WIDE & 101" WIDES

Trailer Model	Item Number	Base Price
HYBRID 60X12	HYB60X12	\$4,901
HYBRID 101X12	HYB101X12	\$5,752
HYBRID 101X14	HYB101X14	\$7,413
HYBRID 101X16	HYB101X16	\$7,628
HYBRID 101X20	HYB101X20	\$8,703

ENCLOSED SNOW [HYBRID 3.0]

Trailer Model	Item Number	Base Price
101"x 12' HYBRID 3.0	HYB101X12-3.0	\$6,595
101"x 14' HYBRID 3.0	HYB101X14-3.0	\$6,895

ENCLOSED SNOW [DECKOVER] 6.5-Wide

Trailer Model	Item Number	Base Price
E101x12 (6.5) Enclosed Snow	SNOPROE6.5X12ES	\$9,343
E101x14 (6.5) Enclosed Snow	SNOPROE6.5X14ES	\$11,663
E101x16 (6.5) Enclosed Snow	SNOPROE6.5X16ES	\$12,256
E101x20 (6.5) Enclosed Snow	SNOPROE6.5X20ES	\$13,209
E101x22 (6.5) Enclosed Snow	SNOPROE6.5X22ES	\$14,145

ENCLOSED SNOW [ALL-SPORT PEAK VALUE]

Trailer Model	Item Number	Base Price
8.5X16 All-Sport Peak Value	C8.5X16CH-AS-PV	\$13,848
8.5X18 All-Sport Peak Value	C8.5X18CH-AS-PV	\$14,321
8.5X22 All-Sport Peak Value	C8.5X22CH-AS-PV	\$15,330
8.5X24 All-Sport Peak Value	C8.5X24CH-AS-PV	\$16,076

ALL-SPORT CAR HAULERS 24'-32'

Trailer Model	Item Number	Base Price
8.5x24 All Sport	C8.5X24CH-AS	\$19,283
8.5x28 All Sport	C8.5X28CH-AS	\$22,529
8.5x32 All Sport	C8.5X32CH-AS	\$25,176

ENCLOSED GOOSENECK ALL SPORT ELEVATION SERIES

Trailer Model	Item Number	Base Price
8.5x36 GN All Sport Elevation	G8.5X36AS-ELE	\$54,619
8.5x38 GN All Sport Elevation	G8.5X38AS-ELE	\$55,839
8.5x42 GN All Sport Elevation	G8.5X42AS-ELE	\$57,824

ENCLOSED SNOW [HYBRID 2.0]

Trailer Model	Item Number	Base Price
101"x 12' HYBRID 2.0	HYB101X12-2.0	\$6,182
101"x 14' HYBRID 2.0	HYB101X14-2.0	\$6,589

HYBRID SNOW 7.4 WIDES

Trailer Model	Item Number	Base Price
7.4 x 16 SA HYBRID	HYB7.4X16-SA	\$6,553
7.4 x 16 TA HYBRID	HYB7.4X16-TA	\$7,413
7.4 x 22 HYBRID	HYB7.4X22	\$8,703

OPEN SNOW

OPEN SNOW [TILT] Single Place

Trailer Model	Item Number	Base Price
52x10' LITE	SNOPRO52X10LITE	\$1,602
52x11' LITE	SNOPRO52X11LITE	\$1,712
52x12' LITE	SNOPRO52X12LITE	\$1,770

OPEN SNOW [DRIVE ON / OFF TILT]

Trailer Model	Item Number	Base Price
12' SnoPro Drive On/Off *LV-Tilt	SNOPRO12DRVONOFFLV-TILT	\$3,244

OPEN SNOW [TILT] Two Place

Trailer Model	Item Number	Base Price
10' XTREME	SNOPRO10XTREME	\$1,847
12' XTREME	SNOPRO12XTREME	\$2,348

OPEN SNOW [DRIVE ON/OFF] 12' - 16' LENGTH

Trailer Model	Item Number	Base Price
12' Drive On/Off LV	SNOPRO12DRVONOFFLV	\$2,693
14' Drive On/Off LV	SNOPRO14DRVONOFFLV	\$3,673
14' Drive On/Off LV BR	SNOPRO14DRVONOFFLV-BR	\$3,944
16' Drive On/Off LV	SNOPRO16DRVONOFFLV	\$4,267

MODELS "AT-A-GLANCE"

OPEN SNOW

OPEN SNOW [DRIVE ON/OFF] 18' - 24' LENGTH

Trailer Model	Item Number	Base Price
18' Drive On/Off LV	SNOPRO18DRVONOFFLV	\$4,582
20' Drive On/Off LV	SNOPRO20DRVONOFFLV	\$5,071
22' Drive On/Off LV	SNOPRO22DRVONOFFLV	\$5,325
24' Drive On/Off LV	SNOPRO24DRVONOFFLV	\$5,917

UTV RACK

Trailer Model	Item Number	Base Price
Stand Alone UTV Rack	CUTVRACKSA	\$2,707

TRUCK BEDS

Trailer Model	Item Number	Base Price
81"x81	AL08407	\$2,097
81"x99	AL08485	\$2,319
92-1/2"x99"	AL09785	\$2,384
96-1/2"x99"	AL10185	\$2,544
92-1/2"x111"	AL09795	\$2,538
96-1/2"x111"	AL10195	\$2,701
92-1/2"x143"	AL09712	\$2,925
96-1/2"x143"	AL10112	\$3,114

SPORT DECK

Trailer Model	Item Number	Base Price
Sport Deck	SSD	\$3,464

ICE SHACKS

Trailer Model	Item Number	Base Price
4 x 6 Ice Shack	ICESHACK4X6	\$2,367
5 x 8 Ice Shack	ICESHACK5X8	\$3,021
6 x 10 Ice Shack	ICESHACK6X10	\$3,691
8x12 Ice Shack	ICESHACK8X12	\$4,239

UTILITY [RA-2.0] 54/60/66-WIDE

STANDARD FEATURES

- All-Aluminum Construction
- Triple Tube Box Tube Tongue
- Dexter Torsion Idler Axle
- Adjustable Track for Perimeter EASY INSTALL Options
- Adjustable Interior Track for EASY INSTALL Tie Downs
- Adjustable Perimeter Track for EASY INSTALL Options
- Integrated Rear Ramp with Beveled Edge
- 3-Piece Extruded Hinge System
- Exterior LED Lighting
- Extruded Aluminum Decking
- EASY Removable Aluminum Fenders
- Straight Pull Coupler
- Limited 5 Year Warranty



TRAILER MODEL	54 x 8 2.0 RA	54 x 10 2.0 RA	60 x 8 2.0 RA	60 x 10 2.0 RA	66 x 10 2.0 RA
Item Number	U54x8RA-2.0	U54x10RA-2.0	U60x8RA-2.0	U60x10RA-2.0	U66x10RA-2.0
Subframe	2" x 3"	2" x 3"	2" x 3"	2" x 3"	2" x 3"
Floor Crossmembers	24" O/C	24" O/C	24" O/C	24" O/C	24" O/C
Deck WxL	50" x 96"	50" x 119"	56" x 96"	56" x 119"	62" x 119"
Overall WxL	76" x 150"	76" x 173"	82" x 150"	82" x 173"	88" x 173"
Deck Height	16"	16"	16"	16"	16"
Hitch Height	13"	13"	13"	13"	13"
Axle(s) - Qty/Rating	1-2200# Idler	1-2200# Idler	1-2200# Idler	1-2200# Idler	1-2200# Idler
GVWR	2200#	2200#	2200#	2200#	2200#
Wheels	13" Aluminum	13" Aluminum	13" Aluminum	13" Aluminum	13" Aluminum
Tires	175/80R13	175/80R13	175/80R13	175/80R13	175/80R13
Power Connection	4-Way Flat	4-Way Flat	4-Way Flat	4-Way Flat	4-Way Flat
Coupler Rating/Ball Size	6000# / 2"	6000# / 2"	6000# / 2"	6000# / 2"	6000# / 2"
Curb Weight	408#	458#	498#	542#	582#
Payload	1792#	1742#	1702#	1658#	1618#
BASE PRICE	\$2,289	\$2,453	\$2,307	\$2,552	\$2,749

POPULAR OPTIONS

RAMP OPTIONS

Bi-Fold Ramp Upgrade

JACKS & JACK ACCESSORIES

1200# Wheel Jack

1500# Wheel Jack

FLOORING OPTIONS

Upgrade to 5/4" Pressure Treated Decking Boards (From Extruded Aluminum; PBF)

TIRE/WHEEL ASSEMBLIES & ACCESSORIES

Spare 13" Aluminum Wheel w/ 175/80R13 Tire

Spare 14" Aluminum Wheel w/ 205/75R14 Tire

Downgrade to Silver Mods From Aluminum Rims

Upgrade to 14" Aluminum (Radial Ply; From 13" Aluminum; Open Trailers)

Upgrade to 15" Aluminum (Radial Ply; From 13" Aluminum; Open Trailers)

RAIL KIT OPTIONS (2.0) MODELS

EASY INSTALL 10" Solid Rail Kit for 54x8 (AR 2.0)

EASY INSTALL 10" Solid Rail Kit for 54x10 (AR 2.0)

EASY INSTALL 10" Solid Rail Kit for 60x8 (AR 2.0)

ITEM NUMBER

RAMPBIFOLDUP

JACK1200

JACK1500

FLOOR54PTDOWN

WHEELSP13A

WHEELSP14A205

WHEELUPALTOSM

WHEELUP13ATO14A

WHEELUP13ATO15A

RKEASY1054X8

RKEASY1054X10

RKEASY1060X8

PRICE

\$161

\$102

\$114

\$7

\$261

\$301

(\$58)

\$42

\$93

\$343

\$410

\$357

UOM

EA

EA

EA

PBF

EA

EA

EA

EA

EA

SET

SET

SET

RAIL KIT OPTIONS (2.0) MODELS

EASY INSTALL 10" Solid Rail Kit for 60x10 (AR 2.0)

EASY INSTALL 10" Solid Rail Kit for 66x10 (AR 2.0)

EASY INSTALL 14" Slatted Rail Kit for 54x8 (AR 2.0)

EASY INSTALL 14" Slatted Rail Kit for 54x10 (AR 2.0)

EASY INSTALL 14" Slatted Rail Kit for 60x8 (AR 2.0)

EASY INSTALL 14" Slatted Rail Kit for 60x10 (AR 2.0)

EASY INSTALL 14" Slatted Rail Kit for 66x10 (AR 2.0)

EASY INSTALL 2"x2" Removable Rail Kit (AR 2.0) (PBF)

RAIL KIT OPTIONS (2.0) MODELS

EASY INSTALL/ADJUST Spare Tire Mount (For AR or FA 2.0)

EASY INSTALL/ADJUST Stake Pocket Kit (AR or FA 2.0) Includes (4) Stake Pockets w/ Hardware

EASY INSTALL/ADJUST D-Ring Kit (For AR or FA 2.0) - Includes (4) 2,000lb D-Rings and Hardware

EASY INSTALL/ADJUST D-Ring (For AR or FA 2.0)

EASY INSTALL/ADJUST Drop Down Stabilizer Jacks (Pair) (For AR or FA 2.0)

EASY INSTALL/ADJUST Cooler Tray (For AR 2.0)

EASY INSTALL/ADJUST Tool Rack (For AR 2.0)

ITEM NUMBER

RKEASY1060X10

RKEASY1066X10

RKEASY1454X8

RKEASY1454X10

RKEASY1460X8

RKEASY1460X10

RKEASY1466X10

RKEASY2X2

EASYINSPAREMOUNT

EASYINSTAKEKIT

EASYINDRINGKIT

EASYINDRING

EASYINJACKS

EASYINCOOLERTRAY

EASYINTOOLRACK

PRICE

\$419

\$424

\$318

\$342

\$323

\$351

\$368

\$30

\$50

\$27

\$50

\$11

\$96

\$166

\$152

UOM

SET

SET

SET

SET

SET

SET

SET

PBF

EA

KIT

KIT

EA

PAIR

EA

EA

UTILITY [FA-2.0]

STANDARD FEATURES

- All-Aluminum Construction
- 2"x3" Box Tube Tongue
- Torsion Ride Idler Axle
- Adjustable Perimeter Track for EASY INSTALL Options
- Integrated Rear Ramp with Beveled Edge
- 4-Piece Extruded Hinge System
- Exterior LED Lighting
- Extruded Aluminum Decking
- Fixed 2"x2" Aluminum Side Rail Kit
- EASY Removable Aluminum Fenders
- Straight Pull Coupler
- Limited 5 Year Warranty



TRAILER MODEL	Fixed Rail 6.5 x 10	Fixed Rail 6.5 x 12	Fixed Rail 6.5 x 14
Item Number	U6.5X10FA-2.0	U6.5X12FA-2.0	U6.5X14FA-2.0
Subframe	2" x 3"	2" x 3"	2" x 3"
Floor Crossmembers	24" O/C	24" O/C	24" O/C
Deck WxL	76" x 119"	76" x 146"	76" x 223"
Overall WxL	102" x 173"	102" x 200"	102" x 223"
Deck Height	17"	17"	17"
Hitch Height	14"	14"	14"
Axle(s) - Qty/Rating	1-3500# Idler	1-3500# Idler	1-3500# Idler
GVWR	2990#	2990#	2990#
Wheels	14" Aluminum	14" Aluminum	14" Aluminum
Tires	205/75R14	205/75R14	205/75R14
Power Connection	4-Way Flat	4-Way Flat	4-Way Flat
Coupler Rating/Ball Size	6000# / 2"	6000# / 2"	6000# / 2"
Safety Chains	(2) 5000#	(2) 5000#	(2) 5000#
Curb Weight	693#	773#	853#
Payload	2297#	2217#	2137#
BASE PRICE	\$3,363	\$3,556	\$3,929
POPULAR OPTIONS			

RAMP OPTIONS	ITEM NUMBER	PRICE	UOM	RAIL KIT OPTIONS (2.0) MODELS	ITEM NUMBER	PRICE	UOM
Bi-Fold Ramp Upgrade	RAMPBIFOLDUP	\$161	EA	FR Series EASY INSTALL 10" Solid Aluminum Rail Kit (6.5x14) (FA 2.0)	RKEASYFR106.5X14	\$505	SET
JACKS & JACK ACCESSORIES				FR Series EASY INSTALL 17" Slatted Aluminum Rail Kit w/ Solid Front (6.5x10) (FA 2.0)	RKEASYFR176.5X10	\$572	SET
	1200# Wheel Jack	\$102	EA	FR Series EASY INSTALL 17" Slatted Aluminum Rail Kit w/ Solid Front (6.5x12) (FA 2.0)	RKEASYFR176.5X12	\$629	SET
	1500# Wheel Jack	\$114	EA	FR Series EASY INSTALL 17" Slatted Aluminum Rail Kit w/ Solid Front (6.5x14) (FA 2.0)	RKEASYFR176.5X14	\$663	SET
FLOORING OPTIONS				EASY INSTALL / ADJUST OPTIONS			
Upgrade to 5/4" Pressure Treated Decking Boards (From Extruded Aluminum; PBF)	FLOOR54PTDOWN	\$7	PBF	EASY INSTALL/ADJUST Spare Tire Mount (For AR or FA 2.0)	EASYINSPAREMOUNT	\$50	EA
TIRE/WHEEL ASSEMBLIES & ACCESSORIES				EASY INSTALL/ADJUST Stake Pocket Kit (AR or FA 2.0) Includes (4) Stake Pockets w/ Hardware	EASYINSTAKEKIT	\$27	KIT
	WHEELSP14A205	\$301	EA	EASY INSTALL/ADJUST D-Ring Kit (For AR or FA 2.0) - Includes (4) 2,000lb D-Rings and Hardware	EASYINDRINGKIT	\$50	KIT
	WHEELUPALTOSM	(\$58)	EA	EASY INSTALL/ADJUST D-Ring (For AR or FA 2.0)	EASYINDRING	\$11	EA
RAIL KIT OPTIONS (2.0) MODELS	WHEELUP14ATO15A	\$83	EA	EASY INSTALL/ADJUST Drop Down Stabilizer Jacks (Pair) (For AR or FA 2.0)	EASYINJACKS	\$96	PAIR
FR Series EASY INSTALL 10" Solid Aluminum Rail Kit (6.5x10) (FA 2.0)	RKEASYFR106.5X10	\$424	SET				
FR Series EASY INSTALL 10" Solid Aluminum Rail Kit (6.5x12) (FA 2.0)	RKEASYFR106.5X12	\$461	SET				

UTILITY [FA TILT-2.0]

STANDARD FEATURES

- All-Aluminum Construction
- 2"x3" Box Tube Tongue
- Torsion Ride Idler Axle
- Adjustable Perimeter Track for EASY INSTALL Options
- Tilt System with Hydraulic Dampener System
- Exterior LED Lighting
- Extruded Aluminum Decking
- Fixed 2"x2" Aluminum Side Rail Kit
- EASY Removable Aluminum Fenders
- Straight Pull Coupler
- Limited 5 Year Warranty



TRAILER MODEL	Fixed Rail Tilt 6.5 x 12	Fixed Rail Tilt 6.5 x 14	Fixed Rail Tilt 6.5 x 14 5K
Item Number	U6.5x12FA-TILT-2.0	U6.5x14FA-TILT-2.0	U6.5X14FA-TILT-2.0-5K
Subframe	2" x 3"	2" x 3"	2" x 3"
Floor Crossmembers	24" O/C	24" O/C	24" O/C
Deck WxL	76" x 146"	76" x 169"	76" x 169"
Overall WxL	102" x 200"	102" x 223"	102" x 223"
Deck Height	17"	17"	17"
Hitch Height	14"	14"	14"
Axle(s) - Qty/Rating	1-3500# Idler	1-3500# Idler	1-5200# Braked
GVWR	2990#	2990#	4400#
Wheels	14" Aluminum	14" Aluminum	15" Aluminum
Tires	205/75R14	205/75R14	225/75R15
Power Connection	4-Way Flat	4-Way Flat	4-Way Flat
Coupler Rating/Ball Size	6000# / 2"	6000# / 2"	6000# / 2"
Safety Chains	(2) 5000#	(2) 5000#	(2) 5000#
Curb Weight	480#	560#	754#
Payload	2510#	2430#	3646#
BASE PRICE	\$3,912	\$4,409	\$5,675

POPULAR OPTIONS

TIRE/WHEEL ASSEMBLIES & ACCESSORIES	ITEM NUMBER	PRICE	UOM	RAIL KIT OPTIONS (2.0) MODELS	ITEM NUMBER	PRICE	UOM
Spare 14" Aluminum Wheel w/ 205/75R14 Tire	WHEELSP14A205	\$301	EA	FR Series EASY INSTALL 17" Slatted Aluminum Rail Kit w/ Solid Front (6.5x14) (FA 2.0)	RKEASYFR176.5X14	\$663	SET
Spare 15" Aluminum Wheel w/ 205/75R15 Tire	WHEELSP15A205	\$325	EA				
Spare 15" Aluminum Wheel w/ 225/75R15 Tire (6-Lug)	WHEELSP15A225	\$372	EA				
Downgrade to Silver Mods From Aluminum Rims	WHEELUPALTOSM	(\$58)	EA	EASY INSTALL / ADJUST OPTIONS			
Upgrade to 15" Aluminum (Radial Ply; From 14" Aluminum Wheels; Open Trailers)	WHEELUP14ATO15A	\$83	EA	EASY INSTALL/ADJUST Spare Tire Mount (For AR or FA 2.0)	EASYINSPAREMOUNT	\$50	EA
				EASY INSTALL/ADJUST Stake Pocket Kit (AR or FA 2.0) Includes (4) Stake Pockets w/ Hardware	EASYINSTAKEKIT	\$27	KIT
RAIL KIT OPTIONS (2.0) MODELS				EASY INSTALL/ADJUST D-Ring Kit (For AR or FA 2.0) - Includes (4) 2,000lb D-Rings and Hardware	EASYINDRINGKIT	\$50	KIT
FR Series EASY INSTALL 10" Solid Aluminum Rail Kit (6.5x12) (FA 2.0)	RKEASYFR106.5X12	\$461	SET	EASY INSTALL/ADJUST D-Ring (For AR or FA 2.0)	EASYINDRING	\$11	EA
FR Series EASY INSTALL 10" Solid Aluminum Rail Kit (6.5x14) (FA 2.0)	RKEASYFR106.5X14	\$505	SET	EASY INSTALL/ADJUST Drop Down Stabilizer Jacks (Pair) (For AR or FA 2.0)	EASYINJACKS	\$96	PAIR
FR Series EASY INSTALL 17" Slatted Aluminum Rail Kit w/ Solid Front (6.5x12) (FA 2.0)	RKEASYFR176.5X12	\$629	SET				

UTILITY [TANDEM AXLE FA-2.0]

STANDARD FEATURES

- All-Aluminum Construction
- Torsion Ride Braked Axles
- Adjustable Perimeter Track for EASY INSTALL Options
- Integrated Rear Ramp with Beveled Edge
- 4-Piece Extruded Hinge System
- Exterior LED Lighting
- Extruded Aluminum Decking
- Fixed 2"x2" Aluminum Side Rail Kit
- EASY Removable Aluminum Fenders
- Straight Pull Coupler
- Limited 5 Year Warranty



TRAILER MODEL	Tandem FA 6.5x14	Tandem FA 6.5x16	Tandem FA 6.5x18	Tandem FA 6.5x20
Item Number	U6.5x14FA-TA-2.0	U6.5x16FA-TA-2.0	U6.5x18FA-TA-2.0	U6.5x20FA-TA-2.0
Subframe	2" x 5"	2" x 5"	2" x 5"	2" x 5"
Floor Crossmembers	24" O/C	24" O/C	24" O/C	24" O/C
Deck WxL	76" x 169"	76" x 192"	76" x 215"	76" x 239"
Overall WxL	102" x 223"	102" x 246"	102" x 269"	102" x 292"
Deck Height	17"	17"	17"	17"
Hitch Height	14"	14"	14"	14"
Axle(s) - Qty/Rating	2-3500# Braked	2-3500# Braked	2-3500# Braked	2-3500# Braked
GVWR	7000#	7000#	7000#	7000#
Wheels	14" Aluminum	14" Aluminum	14" Aluminum	14" Aluminum
Tires	205/75R14	205/75R14	205/75R14	205/75R14
Power Connection	7-Way Round	7-Way Round	7-Way Round	7-Way Round
Coupler Rating/Ball Size	/ 2"	/ 2"	/ 2"	/ 2"
Jack	1500# Wheel Jack	1500# Wheel Jack	1500# Wheel Jack	1500# Wheel Jack
Safety Chains	(2) 7800#	(2) 7800#	(2) 7800#	(2) 7800#
Curb Weight	1134#	1168#	1202#	1236#
Payload	5866#	5832#	5798#	5764#
BASE PRICE	\$6,430	\$6,673	\$6,920	\$7,452

POPULAR OPTIONS

RAMP OPTIONS

Bi-Fold Ramp Upgrade
Upgrade to Slide Out 4000# Ramp Kit (F/A Models Only) (Replaces Fold Down Ramp; Includes U-Channel)

ITEM NUMBER

RAMPBIFOLDUP
RAMPUP4000POKT

PRICE

\$161
\$333

UOM

EA
KIT

TIE DOWN OPTIONS

Stainless Steel 6000# Recessed Swivel D-Ring w/ Backing Plate (Installed)

ITEM NUMBER

DRING6000SS

PRICE

\$69

UOM

EA

TIRE/WHEEL ASSEMBLIES & ACCESSORIES

Spare 14" Aluminum Wheel w/ 205/75R14 Tire
Spare 15" Aluminum Wheel w/ 205/75R15 Tire
Downgrade to Silver Mods From Aluminum Rims
Upgrade to 15" Aluminum (Radial Ply; From 14" Aluminum Wheels; Open Trailers)

WHEELSP14A205
WHEELSP15A205
WHEELUPALTOSM
WHEELUP14ATO15A

\$301
\$325
(\$58)
\$83

EA
EA
EA
EA

EASY INSTALL / ADJUST OPTIONS

EASY INSTALL/ADJUST Spare Tire Mount (For AR or FA 2.0)
EASY INSTALL/ADJUST Stake Pocket Kit (AR or FA 2.0) Includes (4) Stake Pockets w/ Hardware
EASY INSTALL/ADJUST D-Ring Kit (For AR or FA 2.0) - Includes (4) 2,000lb D-Rings and Hardware
EASY INSTALL/ADJUST D-Ring (For AR or FA 2.0)
EASY INSTALL/ADJUST Drop Down Stabilizer Jacks (Pair) (For AR or FA 2.0)

EASYINSPAREMOUNT

EASYINSTAKEKIT

EASYINDRINGKIT

EASYINDRING
EASYINJACKS

\$50

\$27

\$50

\$11
\$96

EA

KIT

KIT

EA
PAIR

TIE DOWN OPTIONS

5000# Recessed Heavy Duty D-Ring w/ Backing Plate (Installed)

DRING5000DP

\$47

EA

UTILITY [SSR]

STANDARD FEATURES

- All-Aluminum Construction
- Straight Pull Tongue
- Leaf Spring Straight Idler Axle
- Integrated Aluminum Rear Ramp
- Exterior LED Lighting
- 1/2" Marine Tech Plywood Decking
- Fixed 20" Sides w/ .086" Skin
- Welded Aluminum Fenders
- 2" Coupler w/ 5000# Safety Chains
- Limited 1 Year Warranty



TRAILER MODEL	5 x 8 SSR Utility	5 x 10 SSR Utility	6 x 12 SSR Utility
Item Number	U5X8SR	U5X10SR	U6x12SR
Subframe	2" x 3"	2" x 3"	2" x 3"
Floor Crossmembers	24" O/C	24" O/C	24" O/C
Deck WxL	57" x 94-1/2"	57" x 118-1/2"	69" x 142-1/2"
Overall WxL	82" x 12'	82" x 14'	94" x 16'
Deck Height	20"	20"	20"
Hitch Height	16"	16"	16"
Axle(s) - Qty/Rating	1-2200# Idler	1-2200# Idler	1-2200# Idler
GVWR	2200#	2200#	2200#
Wheels	13" Silver Mod	13" Silver Mod	13" Silver Mod
Tires	175/80R13	175/80R13	175/80R13
Power Connection	4-Way Flat	4-Way Flat	4-Way Flat
Coupler Rating/Ball Size	/ 2"	/ 2"	/ 2"
Safety Chains	(2) 5000#	(2) 5000#	(2) 5000#
Curb Weight	400#	415#	435#
Payload	1800#	1785#	1765#
BASE PRICE	\$2,535	\$2,734	\$3,049

POPULAR OPTIONS							
RAMP OPTIONS Upgrade to Bi-Fold Ramp	ITEM NUMBER	PRICE	UOM	TIE DOWN OPTIONS	ITEM NUMBER	PRICE	UOM
	RAMPBIFOLDUP	\$161	EA	Surface Mount D-Rings Heavy Duty Recessed D-Rings	DRINGSURFACE DRING5000DP	\$29 \$47	EA EA
FLOORING OPTIONS Upgrade to Extruded Aluminum Decking Upgrade to 5/4" Pressure Treated Decking	FLOOREXTRUDED	\$86	PLF	SPECIAL PACKAGES Northern Package SA - Bi-Fold Ramp (w/ Solid Bottom 20"), Reinforced Sides Northern Package TA - Bi-Fold Ramp (w/ Solid Bottom 20"), Reinforced Sides & Tandem Idler Upgrade #2990 GVWR, w/15" Silver Mods	SSRSAPKG	\$309	PKG
	FLOOR54PT	\$18	PBF		SSRTAPKG	\$1,129	PKG
TIRE/WHEEL ASSEMBLIES & ACCESSORIES Spare 13" Silver Mod (175/R8013") Spare 15" Gloss Black Mod w/ 205/75R15 Tire Spare 13" Aluminum (175/R13") Spare 15" Aluminum Wheel w/ 205/75R15 Tire Upgrade to 13" Aluminum Rims Upgrade to 15" Silver Mod (Radial; From 13" Silver Mod Wheels) Upgrade to 15" Aluminum from 15" Silver Mod Tongue Mounted Spare Tire Holder (Bolt-On)	WHEELSP13SILV	\$183	EA	JACKS & JACK ACCESSORIES 1200# Wheel Jack Stabilizer Jacks	JACK1200	\$102	EA
	WHEELSP15GB205	\$186	EA		STABJACK	\$116	PAIR
	WHEELSP13A	\$261	EA				
	WHEELSP15A205	\$325	EA				
	WHEELUP13STO13A	\$131	EA				
	WHEELUP13STO15S	\$50	EA				
	WHEELUP15STO15A	\$143	EA				
	WHEELMOUNTBOLT	\$45	EA				



UTILITY [SSHD]

HEAVY DUTY SOLID UTILITY TRAILERS

STANDARD FEATURES

- All-Aluminum Construction
 - Wishbone Tongue
 - Torsion Idler Axle
 - 2.0 Version Fold Down Ramp w/Welded Hinge Points & Tapered End Design
 - Exterior LED Lighting
- 5/4 Pressure Treated Decking
 - Fixed 24" Sides w/ .090" Aluminum Skin and Tube Tie Rail
 - Welded Aluminum Fenders w/ Steps
 - 2" Coupler w/ 5000# Safety Chains
 - Limited 4 Year Warranty

TRAILER MODEL	5 x 8 SSHD Utility	5 x 10 SSHD Utility	6 x 12 SSHD Utility
Item Number	U5X8SSHD	U5X10SSHD	U6x12SSHD
Subframe	2" x 3"	2" x 3"	2" x 3"
Floor Crossmembers	18" O/C	18" O/C	18" O/C
Deck WxL	57" x 98"	57" x 118-1/2"	69" x 142-1/2"
Overall WxL	81-3/4" x 12'	81-3/4" x 14'	94" x 16'
Deck Height	18-7/16"	18-7/16"	18-7/16"
Hitch Height	12"	12"	12"
Axle(s) - Qty/Rating	1-3500# Idler	1-3500# Idler	1-3500# Idler
GVWR	2990#	2990#	2990#
Wheels	15" Gloss Black Mod	15" Gloss Black Mod	15" Gloss Black Mod
Tires	205/75R15	205/75R15	205/75R15
Power Connection	4-Way Flat	4-Way Flat	4-Way Flat
Coupler Rating/Ball Size	/ 2"	/ 2"	/ 2"
Jack	1200# Wheel Jack	1200# Wheel Jack	1200# Wheel Jack
Safety Chains	(2) 5000#	(2) 5000#	(2) 5000#
Curb Weight	TBD	TBD	TBD
Payload	TBD	TBD	TBD
BASE PRICE	\$3,107	\$3,359	\$3,779


POPULAR OPTIONS

RAMP OPTIONS Upgrade to Bi-Fold Ramp	ITEM NUMBER RAMPBIFOLDUP	PRICE \$161	UOM EA	TIE DOWN OPTIONS Surface Mount D-Rings Heavy Duty Recessed D-Rings	ITEM NUMBER DRINGSURFACE DRING5000DP	PRICE \$29 \$47	UOM EA EA
FLOORING OPTIONS Upgrade to Extruded Aluminum Decking	FLOOREXTRUDED	\$86	PLF	SPECIAL PACKAGES Exterior Powder Coat Package (SSHD Utility Only) (PBF)	PKGPOWDERSSHD	\$38	PBF
TIRE/WHEEL ASSEMBLIES & ACCESSORIES Spare 15" Gloss Black Mods (205/75R15) Spare 15" Aluminum Wheel w/ 205/75R15 Tire Upgrade to 15" Aluminum from 15" Silver Mod Tongue Mounted Spare Tire Holder (Bolt-On)	WHEELSP15GB205 WHEELSP15A205 WHEELUP15ST015A WHEELMOUNTBOLT	\$186 \$325 \$143 \$45	EA EA EA EA	JACKS & JACK ACCESSORIES Stabilizer Jacks	STABJACK	\$116	PAIR

UTILITY [RW-2.0] 60/66-WIDE

STANDARD FEATURES

- All-Aluminum Construction
- 2"x4" Box Tube Tongue
- Leaf Spring Idler Straight Axle
- Integrated Aluminum Fold Down Ramp
- 3-Piece Extruded Hinge System
- Exterior LED Lighting
- Decking: 2"x8" Heat Treated Planking
- 2"x2" Rail Kit
- Aluminum Fenders
- 6000# Coupler w/ 2" Ball
- Limited 4 Year Warranty



TRAILER MODEL	60 x 8 Wood Deck	60 x 10 Wood Deck	66 x 10 Wood Deck
Item Number	U60x8RW-2.0	U60x10RW-2.0	U66X10RW-2.0
Subframe	2" x 4"	2" x 4"	2" x 4"
Floor Crossmembers	24" O/C	24" O/C	24" O/C
Deck WxL	60" x 96"	60" x 120"	66" x 120"
Overall WxL	80" x 174"	80" x 198"	86" x 198"
Deck Height	18"	18"	18"
Hitch Height	15"	15"	15"
Axle(s) - Qty/Rating	1-3500# Idler	1-3500# Idler	1-3500# Idler
GVWR	2990#	2990#	2990#
Wheels	15" Gloss Black Mod	15" Gloss Black Mod	15" Gloss Black Mod
Tires	205/75R15	205/75R15	205/75R15
Power Connection	4-Way Flat	4-Way Flat	4-Way Flat
Coupler Rating/Ball Size	6000# / 2"	6000# / 2"	6000# / 2"
Jack	2000# Center Jack	2000# Center Jack	2000# Center Jack
Safety Chains			
Curb Weight	663#	696#	756#
Payload	2327#	2294#	2234#
BASE PRICE	\$2,156	\$2,307	\$2,435


POPULAR OPTIONS

RAMP OPTIONS	ITEM NUMBER	PRICE	UOM	TIE DOWN OPTIONS	ITEM NUMBER	PRICE	UOM
Upgrade to Bi-Fold Ramp	RAMPBIFOLDUP	\$161	EA	Surface Mount D-Rings	DRINGSURFACE	\$29	EA
				Heavy Duty Recessed D-Rings	DRING5000DP	\$47	EA
				Zinc 6000# Recessed Swivel D-Ring w/ Backing Plate (Installed)	DRING6000Z	\$51	EA
FLOORING OPTIONS	FLOOREXTRUDED2.0	\$58	PBF	RAIL KIT OPTIONS (R-W)			
Upgrade to Extruded Aluminum Floor (Open Utility, 2.0 Model, PBF)				Upgrade to PT Solid Rail Kit (PBF)	RKPTSOL	\$25	PBF
				Upgrade 2"x2" Fixed Rail Kit to Solid Diamond Plate (PBF)	RKUPDP	\$27	PBF
TIRE/WHEEL ASSEMBLIES & ACCESSORIES							
Spare 15" Gloss Black Mods (205/75R15")	WHEELSP15GB205	\$186	EA				
Spare 15" Aluminum Wheel w/ 205/75R15 Tire	WHEELSP15A205	\$325	EA				
Upgrade to 15" Aluminum from 15" Silver Mod	WHEELUP15STO15A	\$143	EA				
Tongue Mounted Spare Tire Holder (Bolt-On)	WHEELMOUNTBOLT	\$45	EA				

UTILITY [RW-2.0] 72/80-WIDE

STANDARD FEATURES

- All-Aluminum Construction
- 2"x4" Box Tube Tongue
- Leaf Spring Idler Straight Axle
- Integrated Aluminum Fold Down Ramp
- 4-Piece Extruded Hinge System
- Exterior LED Lighting
- Decking: 2"x8" Heat Treated Planking
- 2"x2" Rail Kit
- Aluminum Fenders
- 6000# Coupler w/ 2" Ball
- Limited 4 Year Warranty



TRAILER MODEL	72 x 10 Wood Deck	72 x 12 Wood Deck	72 x 14 Wood Deck	80 x 10 Wood Deck	80 x 12 Wood Deck	80 x 14 Wood Deck
Item Number	U72x10RW-2.0	U72x12RW-2.0	U72x14RW-2.0	U80x10RW-2.0	U80x12RW-2.0	U80x14RW-2.0
Subframe	2" x 4"	2" x 4"	2" x 4"	2" x 4"	2" x 4"	2" x 4"
Floor Crossmembers	24" O/C	24" O/C	24" O/C	24" O/C	24" O/C	24" O/C
Deck WxL	72" x 120"	72" x 144"	72" x 168"	80" x 120"	80" x 144"	80" x 168"
Overall WxL	94" x 198"	94" x 222"	94" x 246"	100" x 198"	100" x 222"	100" x 246"
Deck Height	18"	18"	18"	18"	18"	18"
Hitch Height	15"	15"	15"	15"	15"	15"
Axle(s) - Qty/Rating	1-3500# Idler	1-3500# Idler	1-3500# Idler	1-3500# Idler	1-3500# Idler	1-3500# Idler
GVWR	2990#	2990#	2990#	2990#	2990#	2990#
Wheels	15" Gloss Black Mod	15" Gloss Black Mod	15" Gloss Black Mod	15" Gloss Black Mod	15" Gloss Black Mod	15" Gloss Black Mod
Tires	205/75R15	205/75R15	205/75R15	205/75R15	205/75R15	205/75R15
Power Connection	4-Way Flat	4-Way Flat	4-Way Flat	4-Way Flat	4-Way Flat	4-Way Flat
Coupler Rating/Ball Size	6000# / 2"	6000# / 2"	6000# / 2"	6000# / 2"	6000# / 2"	6000# / 2"
Jack	2000# Center Jack	2000# Center Jack	2000# Center Jack	2000# Center Jack	2000# Center Jack	2000# Center Jack
Safety Chains						
Curb Weight	756#	796#	836#	906#	944#	982#
Payload	2234#	2194#	2154#	2084#	2046#	2008#
BASE PRICE	\$2,506	\$2,703	\$2,931	\$2,750	\$2,787	\$3,063

POPULAR OPTIONS

RAMP OPTIONS

Upgrade to Bi-Fold Ramp

FLOORING OPTIONS

Upgrade to Extruded Aluminum Floor (Open Utility, 2.0 Model, PBF)

TIRE/WHEEL ASSEMBLIES & ACCESSORIES

Spare 15" Gloss Black Mods (205/75R15)
Spare 15" Aluminum Wheel w/ 205/75R15 Tire
Upgrade to 15" Aluminum from 15" Silver Mod
Tongue Mounted Spare Tire Holder (Bolt-On)

ITEM NUMBER
RAMPBIFOLDUP

PRICE
\$161

UOM
EA

FLOOREXTRUDED2.0

\$58

PBF

WHEELSP15GB205
WHEELSP15A205
WHEELUP15STO15A
WHEELMOUNTBOLT

\$186
\$325
\$143
\$45

EA
EA
EA
EA

TIE DOWN OPTIONS

Surface Mount D-Rings
Heavy Duty Recessed D-Rings
Zinc 6000# Recessed Swivel D-Ring w/ Backing Plate (Installed)

RAIL KIT OPTIONS (R-W)

Add ATV Side Ramp Kit (On WR 2.0 Models, 12'+)
Upgrade to PT Solid Rail Kit (PBF)
Upgrade 2"x2" Fixed Rail Kit to Solid Diamond Plate (PBF)

ITEM NUMBER
DRINGSURFACE
DRING5000DP
DRING6000Z

PRICE
\$29
\$47
\$51

UOM
EA
EA
EA

RAMPATVWR2.0
RKPTSOL
RKUPDP

\$240
\$25
\$27

PKG
PBF
PBF

UTILITY LANDSCAPE [WOOD DECK 2.0]

STANDARD FEATURES

- All-Aluminum Construction
- 4" Drop Leaf Spring Axles
- Integrated Aluminum Rear Ramp
- 4-Piece Extruded Hinge System
- Recessed LED Marker Lights
- Decking: 2"x8" Heat Treated Planking
- 2"x2" Rail Kit
- Welded Aluminum Fenders
- 2" Straight Pull Coupler
- (2) 7800# Safety Chains
- Limited 4 Year Warranty



TRAILER MODEL	Landscape 6.5x12	Landscape 6.5x14	Landscape 6.5x16	Landscape 6.5x18	Landscape 6.5x20
Item Number	ULS6.5X12-2.0	ULS6.5X14-2.0	ULS6.5X16-2.0	ULS6.5X18-2.0	ULS6.5X20-2.0
Subframe	2" x 5"	2" x 5"	2" x 5"	2" x 5"	2" x 5"
Floor Crossmembers	24" O/C	24" O/C	24" O/C	24" O/C	24" O/C
Deck WxL	80" x 144"	80" x 168"	80" x 192"	80" x 216"	80" x 240"
Overall WxL	102" x 192"	102" x 216"	102" x 240"	102" x 264"	102" x 288"
Deck Height	19"	19"	19"	19"	19"
Hitch Height	16"	16"	16"	16"	16"
Axle(s) - Qty/Rating	2-3500# Braked	2-3500# Braked	2-3500# Braked	2-3500# Braked	2-3500# Braked
GVWR	6000#	6000#	6000#	6000#	6000#
Wheels	15" Gloss Black Mod	15" Gloss Black Mod	15" Gloss Black Mod	15" Gloss Black Mod	15" Gloss Black Mod
Tires	205/75R15	205/75R15	205/75R15	205/75R15	205/75R15
Power Connection	7-Way Round	7-Way Round	7-Way Round	7-Way Round	7-Way Round
Coupler Rating/Ball Size	/ 2"	/ 2"	/ 2"	/ 2"	/ 2"
Jack	1500# Wheel Jack	1500# Wheel Jack	1500# Wheel Jack	1500# Wheel Jack	1500# Wheel Jack
Safety Chains	(2) 7800#	(2) 7800#	(2) 7800#	(2) 7800#	(2) 7800#
Curb Weight	1297#	1392#	1487#	1582#	1682#
Payload	4133#	4228#	4323#	4418#	TBD
BASE PRICE	\$4,404	\$4,601	\$4,778	\$5,120	\$5,798

POPULAR OPTIONS

RAMP OPTIONS	ITEM NUMBER	PRICE	UOM	TIE DOWN OPTIONS	ITEM NUMBER	PRICE	UOM
Bi-Fold Ramp Upgrade	RAMPBIFOLDUP	\$161	EA	Light Duty Surface-Mounted D-Ring (Installed)	DRINGSURFACE	\$29	EA
				5000# Recessed Heavy Duty D-Ring w/ Backing Plate (Installed)	DRING5000DP	\$47	EA
				Zinc 6000# Recessed Swivel D-Ring w/ Backing Plate (Installed)	DRING6000Z	\$51	EA
FLOORING OPTIONS							
Upgrade to Extruded Aluminum Floor (Open Utility, 2.0 Model, PBF)	FLOOREXTRUDED2.0	\$58	PBF				
TIRE/WHEEL ASSEMBLIES & ACCESSORIES				RAIL KIT OPTIONS (R-W)			
Spare 15" Gloss Black Mods w/ 205/75R15 Tire	WHEELSP15GB205	\$186	EA	Upgrade to PT Solid Rail Kit (PBF)	RKPTSOL	\$25	PBF
Spare 15" Aluminum Wheel w/ 205/75R15 Tire	WHEELSP15A205	\$325	EA	Upgrade 2"x2" Fixed Rail Kit to Solid Diamond Plate (PBF)	RKUPDP	\$27	PBF
Upgrade to 15" Aluminum (Radial; From 15" Silver Mod Radial Wheels)	WHEELUP15STO15A	\$143	EA	Add ATV Side Ramp Kit (On ULS 2.0 Models, 14'+)	RAMPATVWR2.0	\$240	PKG
Bolt-On Spare Tire Carrier (Tongue-Mounted)	WHEELMOUNTBOLT	\$45	EA	Add Side Load Ramp to Landscape 2.0 (14'+)	RAMPSIDEUP	\$266	PKG
ACCESSORIES							
Tongue-Mounted Diamond Plate Toolbox (Lockable; Large) ** Requires Wishbone Tongue **	DPTOOLBOXLG	\$453	EA				
Stabilizer Jacks (Installed; Pair)	STABJACK	\$116	PAIR				

DECKOVER EQUIPMENT (Light Duty) LOBSTER TRAP TRAILER

STANDARD FEATURES

- All-Aluminum Construction
- Dexter Torsion Ride Axles
- (6) Surface Mounted D-Rings (16')
- (8) Surface Mounted D-Rings (20')
- Recessed LED Marker Lights
- 5/4" Pressure Treated Planking
- HD Stake Pockets (Full Perimeter)
- 6000# Coupler w/ 2" Ball (16' & 20')
- 12500# Coupler w/ 2-5/16" Ball (20' - 5.2K)
- (2) 5000# Safety Chains (16' & 20')
- (2) 7800# Safety Chains (20' - 5K)
- Limited 4 Year Warranty



TRAILER MODEL	Deckover Lite 101x16	Deckover Lite 101x20	Deckover Lite 101x20 5.2K
Item Number	UDO101X16LD	UDO101X20LD	UDO101X20LD-5K
Subframe	2" x 5"	2" x 5"	2" x 6"
Floor Crossmembers	24" O/C	24" O/C	24" O/C
Deck WxL	101" x 16'	101" x 20'	101" x 20'
Overall WxL	102" x 20'	102" x 24'	102" x 24'
Deck Height	TBD	TBD	TBD
Hitch Height	TBD	TBD	TBD
Axle(s) - Qty/Rating	2-3500# Braked	2-3500# Braked	2-5200# Braked
GVWR	6000#	6000#	9900#
Wheels	15" Gloss Black Mod	15" Gloss Black Mod	15" Gloss Black Mod
Tires	205/75R15	205/75R15	225/75R15
Power Connection	7-Way Round	7-Way Round	7-Way Round
Coupler Rating/Ball Size	6000# / 2"	6000# / 2"	12500# / 2-5/16"
Jack	1200# Wheel Jack	1200# Wheel Jack	1200# Wheel Jack
Safety Chains	(2) 5000#	(2) 5000#	(2) 7800#
Curb Weight	1397#	1575#	1575#
Payload	4603#	4425#	4425#
BASE PRICE	\$5,344	\$5,854	\$9,067

POPULAR OPTIONS

RAMP OPTIONS

Add (2) 6' Car hauler Grade Pull Out Ramps ** For Light Deckover Models **

FLOORING OPTIONS

Upgrade to Extruded Aluminum Decking

TIRE/WHEEL ASSEMBLIES & ACCESSORIES

Spare 15" Gloss Black Mod w/ 205/75R15 Tire
Spare 15" Aluminum Wheel w/ 205/75R15 Tire
Spare 15" Gloss Black Mod 225/75R15 Tire (6-Lug)
Upgrade to 15" Aluminum from 15" Silver Mod
Upgrade to 15" 225 Aluminum Wheels (Radial; From 15" 225 Silver Mod Radial)

ITEM NUMBER

RAMP6CHDO

FLOOREXTRUDED

WHEELSP15GB205

WHEELSP15A205

WHEELSP15GB225

WHEELUP15STO15A

WHEELUP15S225TO15A225

PRICE

\$904

\$86

\$186

\$325

\$231

\$143

\$143

UOM

EA

PLF

EA

EA

EA

EA

EA

TIRE/WHEEL ASSEMBLIES & ACCESSORIES

Tongue Mounted Spare Tire Holder (Bolt-On)

TIE DOWN OPTIONS

Surface Mount D-Rings
Heavy Duty Recessed D-Rings
Zinc 6000# Recessed Swivel D-Ring w/ Backing Plate (Installed)

ACCESSORIES

Tongue-Mounted Diamond Plate Toolbox (Lockable; Large) ** Requires Wishbone Tongue **
Stabilizer Jacks (Installed; Pair)

ITEM NUMBER

WHEELMOUNTBOLT

DRINGSURFACE

DRING5000DP

DRING6000Z

DPTOOLBOXLG

STABJACK

PRICE

\$45

\$29

\$47

\$51

\$453

\$116

UOM

EA

EA

EA

EA

EA

PAIR

UTILITY [DECKOVER] 14K CG

STANDARD FEATURES

- All-Aluminum Construction
- Beavertail Construction
- Dexter Torsion Ride Axles
- (4) 6000# Recessed Swivel D-Rings
- Adjustable HD Flip Up Ramps (16"x5')
- Recessed LED Marker Lights
- Extruded Aluminum Decking
- HD Stake Pockets (Full Perimeter)
- Fixed 2"x2" Front Bumper Rail
- 15000# 2-5/16" Adjustable Coupler
- (2) 15000# Safety Chains
- Limited Lifetime Warranty



TRAILER MODEL	Deckover 101x18 14K	Deckover 101x20 14K	Deckover 101x22 14K	Deckover 101x24 14K
Item Number	UDO101x18-14K	UDO101x20-14K	UDO101x22-14K	UDO101x24-14K
Subframe	2" x 8"	2" x 8"	2" x 8"	2" x 8"
Floor Crossmembers	16" O/C	16" O/C	16" O/C	16" O/C
Deck WxL	101" x 18'	101" x 20'	101" x 22'	101" x 24'
Overall WxL	102" x 22'	102" x 24'	102" x 26'	102" x 28'
Deck Height	36"	36"	36"	36"
Hitch Height	24" - 32" Adjustable	24" - 32" Adjustable	24" - 32" Adjustable	24" - 32" Adjustable
Axle(s) - Qty/Rating	2-7000# Braked	2-7000# Braked	2-7000# Braked	2-7000# Braked
GVWR	14000#	14000#	14000#	14000#
Wheels	16" Aluminum	16" Aluminum	16" Aluminum	16" Aluminum
Tires	235/80R16	235/80R16	235/80R16	235/80R16
Power Connection	7-Way Round	7-Way Round	7-Way Round	7-Way Round
Coupler Rating/Ball Size	15000# / 2-5/16"	15000# / 2-5/16"	15000# / 2-5/16"	15000# / 2-5/16"
Jack	8K Drop Jack	8K Drop Jack	8K Drop Jack	8K Drop Jack
Safety Chains	(2) 15000#	(2) 15000#	(2) 15000#	(2) 15000#
Curb Weight	TBD	TBD	2940#	TBD
Payload	TBD	TBD	11060#	TBD
BASE PRICE	\$12,539	\$12,806	\$13,477	\$14,335

POPULAR OPTIONS

RAMP OPTIONS	ITEM NUMBER	PRICE	UOM	TIE DOWN OPTIONS	ITEM NUMBER	PRICE	UOM
Upgrade to HD Flip-Up Ramps (From Pull Out Ramps)	RAMPHDFLIPUPUP	\$229	SET	5000# Recessed Heavy Duty D-Ring w/ Backing Plate (Installed)	DRING5000DP	\$47	EA
Upgrade to 6' Car Hauler Grade Stowaway Ramps (Replaces HD Flip-Up Ramps)	RAMPPATRIOTUP	\$239	SET	Zinc 6000# Recessed Swivel D-Ring w/ Backing Plate (Installed)	DRING6000Z	\$51	EA
CONSTRUCTION OPTIONS				FLOORING OPTIONS			
Gooseneck Upgrade for Open Trailers	GNOPENUP	\$2,080	PKG	Upgrade to 5/4" Pressure Treated Decking Boards (From Extruded Aluminum; PBF)	FLOOR54PTDOWN	\$7	PBF
Upgrade to 3" Adjustable Pintle Hitch (From 2-5/16" Coupler)	COUPLER2516ATOPINTLE	\$207	EA				
TIRE/WHEEL ASSEMBLIES & ACCESSORIES				ACCESSORIES			
Spare 16" Silver Mod Wheel w/ 235/80R16 Tire	WHEELSP16SILV235	\$307	EA	Tongue-Mounted Diamond Plate Toolbox (Lockable; Large) ** Requires Wishbone Tongue **	DPTOOLBOXLG	\$453	PBF
Spare 16" Aluminum Wheel w/ 235/80R16 Tire	WHEELSP16A235	\$493	EA	Stabilizer Jacks (Installed; Pair)	STABJACK	\$116	PAIR
Bolt-On Spare Tire Carrier (Tongue-Mounted)	WHEELMOUNTBOLT	\$45	EA				



UTILITY [LOW PROFILE FLAT DECK DECKOVER-WOOD] 10K

STANDARD FEATURES

- All-Aluminum Construction
 - Dexter Torsion Ride Axles
 - Recessed LED Marker Lights
 - 2" Pressure Treated Decking Boards
- Rub Rail w/ Stake Pockets
 - Fixed 2"x2" Front Bumper Rail
 - 15000# 2-5/16" Adjustable Coupler
 - DOT Tape
- Limited Lifetime Warranty

TRAILER MODEL	Deckover 101x16-W Straight Deck 10K	Deckover 101x20-W Straight Deck 10K	Deckover 101x22-W Straight Deck 10K
Item Number	UDO101x16-S10W	UDO101x20-S10W	UDO101x22-S10W
Subframe	2" x 6"	2" x 6"	2" x 6"
Floor Crossmembers	16" O/C	16" O/C	16" O/C
Deck WxL	96" x 16'	96" x 20'	96" x 22'
Overall WxL	101" x 20'	101" x 24'	101" x 26'
Deck Height	33-9/16"	33-9/16"	33-9/16"
Hitch Height	23" - 31"Adjustable	23" - 31"Adjustable	23" - 31"Adjustable
Axle(s) - Qty/Rating	2-5200# Braked	2-5200# Braked	2-5200# Braked
GVWR	9995#	9995#	9995#
Wheels	15" Gloss Black Mod	15" Gloss Black Mod	15" Gloss Black Mod
Tires	225/75R15	225/75R15	225/75R15
Power Connection	7-Way Round	7-Way Round	7-Way Round
Coupler Rating/Ball Size	15000# / 2-5/16"	15000# / 2-5/16"	15000# / 2-5/16"
Jack	8K Drop Leg Pedestal Jack	8K Drop Leg Pedestal Jack	8K Drop Leg Pedestal Jack
Safety Chains	(2) 16000#	(2) 16000#	(2) 16000#
Curb Weight	TBD	2330#	TBD
Payload	TBD	7660#	TBD
BASE PRICE	\$7,364	\$7,797	\$8,085

POPULAR OPTIONS

TIRE/WHEEL ASSEMBLIES & ACCESSORIES	ITEM NUMBER	PRICE	UOM	TIE DOWN OPTIONS	ITEM NUMBER	PRICE	UOM
Upgrade to 15" Aluminum from 15" Silver Mod	WHEELUP15ST015A	\$143	EA	Heavy Duty Recessed D-Rings	DRING5000DP	\$47	EA
Spare 15" Gloss Black Mod 225/75R15 Tire (6-Lug)	WHEELSP15GB225	\$231	EA	Zinc 6000# Recessed Swivel D-Ring w/ Backing	DRING6000Z	\$51	EA
Tongue Mounted Spare Tire Holder (Bolt-On)	WHEELMOUNTBOLT	\$45	EA	Plate (Installed)			
ACCESSORIES							
Tongue-Mounted Diamond Plate Toolbox (Lockable; Large) ** Requires Wishbone Tongue **	DPTOOLBOXLG	\$453	EA				



UTILITY [LOW PROFILE BEAVERTAIL DECKOVER - WOOD DECK] 14K CG

STANDARD FEATURES

- All-Aluminum Construction
 - 60" Self-Cleaning Beavertail
 - Dexter Leaf Spring Axles
 - (4) 6000# Recessed Swivel D-Rings
 - (2) Adjustable HD Fold Down Ramps (16" x 5')
 - Recessed LED Marker Lights
 - 2" Pressure Treated Decking Boards
 - 2"x4" Rub Rail w/ Stake Pockets
- (2) Welded on Side Steps
 - Fixed 2"x2" Front Bumper Rail
 - 15000# 2-5/16" Adjustable Coupler
 - (2) 16000# Safety Chains
 - DOT Tape
 - Limited 4-Year Warranty

TRAILER MODEL	Deckover 101x25-W 14K	
Item Number	UDO101x25-14KW	
Subframe	2" x 8"	
Floor Crossmembers	16" O/C	
Deck WxL	96" x 25'	
Overall WxL	101" x 29'	
Deck Height	33-9/16"	
Hitch Height	23" - 31" Adjustable	
Axle(s) - Qty/Rating	2-7000# Braked	
GVWR	14000#	
Wheels	16" Silver Mod	
Tires	235/80R16	
Power Connection	7-Way Round	
Coupler Rating/Ball Size	15000# / 2-5/16"	
Jack	10K Drop Leg Pedestal Jack	
Safety Chains	(2) 16000#	
Curb Weight	TBD	
Payload	TBD	
BASE PRICE	\$12,129	

POPULAR OPTIONS

TIRE/WHEEL ASSEMBLIES & ACCESSORIES	ITEM NUMBER	PRICE	UOM	TIE DOWN OPTIONS	ITEM NUMBER	PRICE	UOM
Spare 16" Silver Mod Wheel w/ 235/80R16 Tire	WHEELSP16SILV235	\$307	EA	Heavy Duty Recessed D-Rings	DRING5000DP	\$47	EA
Spare 16" Aluminum Wheel w/ 235/80R16 Tire	WHEELSP16A235	\$493	EA	Zinc 6000# Recessed Swivel D-Ring w/ Backing	DRING6000Z	\$51	EA
Tongue Mounted Spare Tire Holder (Bolt-On)	WHEELMOUNTBOLT	\$45	EA	Plate (Installed)			
ACCESSORIES							
Tongue-Mounted Diamond Plate Toolbox (Lockable; Large) ** Requires Wishbone Tongue **	DPTOOLBOXLG	\$453	EA				



UTILITY [DECKOVER] GOLF CART HAULER

STANDARD FEATURES

- All-Aluminum Construction
 - Beavertail Construction (7" Drop)
 - Dexter Torsion Ride Axles
 - (6) Recessed Swivel HD D-Rings
 - 6' Bi-Fold Split Ramps
 - Exterior LED Lighting
 - Extruded Aluminum Decking
- Rub Rail w/ Stake Pockets
 - Fixed 2"x2" Front Bumper Rail
 - Rear Drop Scissor Jacks
 - 2-5/16" Adjustable Coupler
 - (2) 15000# Safety Chains
 - Limited Lifetime Warranty

TRAILER MODEL	Deckover 101 x 26 10K GCH	Deckover 101 x 30 10K GCH	
Item Number	UDO101X26-10KGCH	UDO101X30-10KGCH	
Subframe	2" x 8"	2" x 8"	
Floor Crossmembers	18" O/C	18" O/C	
Deck WxL	96-3/8" x 312"	96-3/8" x 360"	
Overall WxL	101" x 30'6"	101" x 34'6"	
Deck Height	33-13/16"	33-13/16"	
Hitch Height	23" - 31"	23" - 31"	
Axle(s) - Qty/Rating	2-5200# Braked	2-3500# Braked	
GVWR	9990#	9990#	
Wheels	15" Aluminum	15" Aluminum	
Tires	225/75R15	225/75R15	
Power Connection	7-Way Round	7-Way Round	
Coupler Rating/Ball Size	/ 2-5/16"	/ 2-5/16"	
Jack	8000# Pedestal Jack	8000# Pedestal Jack	
Safety Chains	(2) 15000#	(2) 15000#	
Curb Weight	TBD	TBD	
Payload	TBD	TBD	
BASE PRICE	\$13,964	\$15,854	

POPULAR OPTIONS

TIRE/WHEEL ASSEMBLIES & ACCESSORIES	ITEM NUMBER	PRICE	UOM	TIE DOWN OPTIONS	ITEM NUMBER	PRICE	UOM
Spare 15" Gloss Black Mod 225/75R15 Tire (6-Lug)	WHEELSP15GB225	\$231	EA	Zinc 6000# Recessed Swivel D-Ring w/ Backing Plate (Installed)	DRING6000Z	\$51	EA
Spare 15" Aluminum Wheel w/ 225/75R15 Tire (6-Lug)	WHEELSP15A225	\$372	EA				
Tongue Mounted Spare Tire Holder (Bolt-On)	WHEELMOUNTBOLT	\$45	EA				
ACCESSORIES							
Tongue-Mounted Diamond Plate Toolbox (Lockable; Large) ** Requires Wishbone Tongue **	DPTOOLBOXLG	\$453	EA				

UTILITY [HD] 14K CG

STANDARD FEATURES

- All-Aluminum Construction
- Beavertail Construction (3" Drop)
- Dexter Torsion Ride Axles
- Adjustable HD Flip Up Ramps (16"x5')
- Recessed LED Marker Lights
- Extruded Aluminum Decking
- HD 2"x2" Perimeter Rub Rail
- Heavy Duty Diamond Plate Fenders w/ Corner Steps
- HD 2"x2" Front Bumper
- 15000# 2-5/16" Adjustable Coupler
- (2) 15000# Safety Chains
- Limited Lifetime Warranty



TRAILER MODEL	Utility HD 6.5 x 14 14K	Utility HD 6.5 x 16 14K	Utility HD 6.5 x 18 14K	Utility HD 6.5 x 20 14K	Utility HD 6.5 x 22 14K
Item Number	U6.5x14HD-14K	U6.5x16HD-14K	U6.5x18HD-14K	U6.5x20HD-14K	U6.5x22HD-14K
Subframe	2" x 6"	2" x 6"	2" x 6"	2" x 6"	2" x 6"
Floor Crossmembers	16" O/C	16" O/C	16" O/C	16" O/C	16" O/C
Deck WxL	80" x 14'	80" x 16'	80" x 18'	80" x 20'	80" x 22'
Overall WxL	102" x 18'	102" x 20'	102" x 22'	102" x 24'	102" x 26'
Deck Height	25"	25"	25"	25"	25"
Hitch Height	18"	18"	18"	18"	18"
Axle(s) - Qty/Rating	2-7000# Braked	2-7000# Braked	2-7000# Braked	2-7000# Braked	2-7000# Braked
GVWR	14000#	14000#	14000#	14000#	14000#
Wheels	16" Aluminum Rims	16" Aluminum Rims	16" Aluminum Rims	16" Aluminum Rims	16" Aluminum Rims
Tires	235/80R16	235/80R16	235/80R16	235/80R16	235/80R16
Power Connection	7-Way Round	7-Way Round	7-Way Round	7-Way Round	7-Way Round
Coupler Rating/Ball Size	15000 / 2-5/16"	15000 / 2-5/16"	15000 / 2-5/16"	15000 / 2-5/16"	15000 / 2-5/16"
Jack	8K Drop Jack	8K Drop Jack	8K Drop Jack	8K Drop Jack	8K Drop Jack
Safety Chains	(2) 15000#	(2) 15000#	(2) 15000#	(2) 15000#	(2) 15000#
Curb Weight	TBD	1675#	1909#	2091#	TBD
Payload	TBD	12325#	12091#	11909#	TBD
BASE PRICE	\$11,904	\$12,148	\$12,553	\$12,920	\$13,604

POPULAR OPTIONS

CONSTRUCTION OPTIONS	ITEM NUMBER	PRICE	UOM	TIE DOWN OPTIONS	ITEM NUMBER	PRICE	UOM
Gooseneck Upgrade for Open Trailers	GNOPENUP	\$2,080	PKG	5000# Recessed Heavy Duty D-Ring w/ Backing Plate (Installed)	DRING5000DP	\$47	EA
Upgrade to 3" Adjustable Pintle Hitch (From 2-5/16" Coupler)	COUPLER2516ATOPINTLE	\$207	EA	Zinc 6000# Recessed Swivel D-Ring w/ Backing Plate (Installed)	DRING6000Z	\$51	EA
RAMP OPTIONS				ACCESSORIES			
Upgrade to 6' Car Hauler Grade Stowaway Ramps (Replaces HD Flip-Up Ramps)	RAMPPATRIOTUP	\$239	SET	Tongue-Mounted Diamond Plate Toolbox (Lockable; Large) ** Requires Wishbone Tongue **	DPTOOLBOXLG	\$453	EA
TIRE/WHEEL ASSEMBLIES & ACCESSORIES				Stabilizer Jacks (Installed; Pair)	STABJACK	\$116	PAIR
Spare 16" Silver Mod Wheel w/ 235/80R16 Tire	WHEELSP16SILV235	\$307	EA				
Spare 16" Aluminum Wheel w/ 235/80R16 Tire	WHEELSP16A235	\$493	EA				
Bolt-On Spare Tire Carrier (Tongue-Mounted)	WHEELMOUNTBOLT	\$45	EA				
FLOORING OPTIONS							
Upgrade to 5/4" Pressure Treated Decking Boards (From Extruded Aluminum; PBF)	FLOOR54PTDOWN	\$7	PBF				

UTILITY [LOW PROFILE] LD 14K WOOD DECK

STANDARD FEATURES

- All-Aluminum Construction
- 32" Beavertail Construction
- Dexter Leaf Spring Axles
- (4) 6000# Recessed Swivel D-Rings
- Adjustable HD Flip Up Ramps (16"x5')
- Recessed LED Marker Lights
- 2" Pressure Treated Decking Boards
- HD 2"x4" Rub Rail & Stake Pockets
- HD 2"x2" Front Bumper
- HD Fenders w/ Corner Steps
- 15000# 2-5/16" A-Frame Coupler
- (2) 16000# Safety Chains
- Limited Lifetime Warranty



TRAILER MODEL	Utility LD 83 x 20 14K	Utility LD 83 x 22 14K	
Item Number	U83x20LD-W14	U83x22LD-W14	
Subframe	2" x 7"	2" x 7"	
Floor Crossmembers	16" O/C	16" O/C	
Deck WxL	83" x 20'	83" x 22'	
Overall WxL	101" x 24'	101" x 26'	
Deck Height	27-11/16"	27-11/16"	
Hitch Height	21"	21"	
Axle(s) - Qty/Rating	2-7000# Braked	2-7000# Braked	
GVWR	14000#	14000#	
Wheels	16" Silver Mod	16" Silver Mod	
Tires	235/80R16	235/80R16	
Power Connection	7-Way Round	7-Way Round	
Coupler Rating/Ball Size	15000# / 2-5/16"	15000# / 2-5/16"	
Jack	8K Drop Leg Pedestal Jack	8K Drop Leg Pedestal Jack	
Safety Chains	(2) 16000#	(2) 16000#	
Curb Weight	TBD	TBD	
Payload	TBD	TBD	
BASE PRICE	\$9,500	\$10,397	

POPULAR OPTIONS

CONSTRUCTION OPTIONS	ITEM NUMBER	PRICE	UOM	TIE DOWN OPTIONS	ITEM NUMBER	PRICE	UOM
Upgrade to 3" Adjustable 2-5/16" A-Frame Coupler	COUPLER2516STO2516ADJ	\$165	EA	5000# Recessed Heavy Duty D-Ring w/ Backing Plate (Installed)	DRING5000DP	\$47	EA
				Zinc 6000# Recessed Swivel D-Ring w/ Backing Plate (Installed)	DRING6000Z	\$51	EA
TIRE/WHEEL ASSEMBLIES & ACCESSORIES				ACCESSORIES			
Upgrade to 16" Aluminum Wheels (Radial; From 16" Silver Mod Radial)	WHEELUP16STO16A	\$186	EA	Tongue-Mounted Diamond Plate Toolbox (Lockable; Large) ** Requires Wishbone Tongue **	DPTOOLBOXLG	\$453	EA
Spare 16" Silver Mod Wheel w/ 235/80R16 Tire	WHEELSP16SILV235	\$307	EA				
Spare 16" Aluminum Wheel w/ 235/80R16 Tire	WHEELSP16A235	\$493	EA				
Tongue Mounted Spare Tire Holder (Bolt-On)	WHEELMOUNTBOLT	\$45	EA				



UTILITY [DUMP 4.5 x 8 - HO]

STANDARD FEATURES

- All-Aluminum Construction
 - Dexter Leaf Spring Axle w/Brakes
 - Removable Front & Rear Panels (Ramps)
 - 12V Hydraulic Pump
 - Power Up/Down Tilt System w/ 2500PSI Hydraulic Ram
 - Recessed LED Marker Lights
- Extruded Aluminum Decking
 - 12" Tall Dump Body
 - Undermount Storage for Pump/Battery
 - Small Tongue Mounted Box for Controller
 - 2" Coupler w/ Safety Chain
 - Limited 4-Year Warranty

TRAILER MODEL	4.5 x 8 Dump	
Item Number	CODP4.5X8HO	
Subframe	2" x 4"	
Floor Crossmembers	24" O/C	
Deck WxL	54" x 8'	
Overall WxL	58'5" x 143"	
Deck Height	30"	
Hitch Height	24-1/4"	
Axle(s) - Qty/Rating	1-3500# Braked	
GVWR	3500#	
Wheels	12" E-Rated Silver Mod	
Tires	ST145/R12E	
Power Connection	7-Way Round	
Coupler Rating/Ball Size	/ 2"	
Jack	1500# Swivel Jack	
Safety Chains		
Curb Weight	778#	
Payload	2722#	
BASE PRICE	\$5,198	

POPULAR OPTIONS

TIRE/WHEEL ASSEMBLIES & ACCESSORIES	ITEM NUMBER	PRICE	UOM	TIE DOWN OPTIONS	ITEM NUMBER	PRICE	UOM
Spare 12" E-Rated Silver Mod Wheel w/ 145/R12 Tire	WHEELSP12E	\$151	EA	5000# Recessed Heavy Duty D-Ring w/ Backing	DRING5000DP	\$47	EA
Upgrade to 12" Aluminum Wheels (145/R12 Tire; From 12" Silver Mod)	WHEELUP12SILVT012ALUM	\$113	EA	Plate (Installed)			
Bolt-On Spare Tire Carrier (Welded to Salt Shield)	WHEELMOUNTWELD	\$141	EA	Stainless Steel 6000# Recessed Swivel D-Ring w/ Backing Plate (Installed)	DRING6000SS	\$69	EA



UTILITY [DUMP 5 x 8 - HO]

STANDARD FEATURES

- All-Aluminum Construction
 - Dexter Leaf Spring Axle w/Brakes
 - Rear Swing Open Doors w/ Aluminum Hardware
 - 12V Hydraulic Pump
 - Power Up/Down Tilt System w/ 2500PSI Hydraulic Ram
 - Recessed LED Marker Lights
- Extruded Aluminum Decking
 - 17" Tall Dump Body
 - 6" Filler Board Slot
 - Canvas Tarp System
 - Undermount Storage for Pump/Battery
 - Small Tongue Mounted Box for Controller
 - 2" Coupler w/ Safety Chain
 - Limited Lifetime Warranty

TRAILER MODEL	5 x 8 Dump	
Item Number	CODP5x8HO	
Subframe	2" x 5"	
Floor Crossmembers	16" O/C	
Deck WxL	60" x 8'	
Overall WxL	85-3/4" x 145"	
Deck Height	24"	
Hitch Height	16-1/3"	
Axle(s) - Qty/Rating	1-3500# Braked	
GVWR	3500#	
Wheels	15" Gloss Black Mod	
Tires	205/75R15	
Power Connection	7-Way Round	
Coupler Rating/Ball Size	/ 2"	
Jack	5000# Center Jack	
Safety Chains		
Curb Weight	830#	
Payload	2670#	
BASE PRICE	\$7,364	

POPULAR OPTIONS

DUMP OPTIONS	ITEM NUMBER	PRICE	UOM	TIRE/WHEEL ASSEMBLIES & ACCESSORIES	ITEM NUMBER	PRICE	UOM
Upgrade to 3-Way Dump System ** CANNOT DO THIS WITH RAMP KIT **	DUMP3WAY	\$476	PKG	Spare 15" Gloss Black Mod w/ 205/75R15 Tire	WHEELSP15GB205	\$186	EA
Ramp Kit for Dump Trailer ** CANNOT DO THIS WITH 3-WAY DUMP SYSTEM **	DUMPRAMPKIT	\$529	SET	Upgrade to 15" Aluminum (Radial; From 15" Silver Mod Radial Wheels)	WHEELUP15STO15A	\$143	EA
				Bolt-On Spare Tire Carrier (Welded to Salt Shield)	WHEELMOUNTWELD	\$141	EA
CONSTRUCTION OPTIONS				TIE DOWN OPTIONS			
Upgrade to 3" Adjustable 2-5/16" A-Frame Coupler	COUPLER2516STO2516ADJ	\$165	PKG	5000# Recessed Heavy Duty D-Ring w/ Backing Plate (Installed)	DRING5000DP	\$47	EA
AXLE OPTIONS							
Upgrade to 1-5200 Braked Leaf Spring Axle (From; 1-3500 Braked Leaf Spring Axle)	AXLELS3BRTOLS5BR	\$262	PKG	Stainless Steel 6000# Recessed Swivel D-Ring w/ Backing Plate (Installed)	DRING6000SS	\$69	EA

UTILITY [DUMP]

STANDARD FEATURES

- All-Aluminum Construction
- Dexter Leaf Spring Axles
- Rear Swing Open Bar Doors
- 12V Hydraulic Pump
- Recessed LED Marker Lights
- Front Hoist System
- Extruded Aluminum Decking
- 17" Tall Dump Body
- 6" Filler Board Slot
- Canvas Tarp System
- Heavy Duty Diamond Plate Fenders w/ Corner Steps
- DP Tongue Mount Storage Box (Hydraulic Storage)
- 12500# Coupler w/ 2-5/16" Ball
- (2) 15000# Safety Chains
- Limited Lifetime Warranty



TRAILER MODEL	6 x 10 Dump	6 x 12 Dump	7 x 14 Dump	7 x 16 Dump
Item Number	CODP6x10	CODP6x12	CODP7x14	CODP7x16
Subframe	2" x 6"	2" x 6"	2" x 8"	2" x 8"
Floor Crossmembers	16" O/C	16" O/C	16" O/C	16" O/C
Deck WxL	72" x 10'	72" x 12'	84" x 14'	84" x 16'
Overall WxL	98" x 14'	98" x 16'	102" x 18.5'	102" x 20.5'
Deck Height	28"	28"	28"	28"
Hitch Height	16"	16"	16"	16"
Axle(s) - Qty/Rating	2-3500# Braked	2-5200# Braked	2-6000# Braked	2-6000# Braked
GVWR	7000#	9990#	12000#	12000#
Wheels	15" Gloss Black Mod	15" Gloss Black Mod	16" Silver Mod	16" Silver Mod
Tires	205/75R15	225/75R15	235/80R16	235/80R16
Power Connection	7-Way Round	7-Way Round	7-Way Round	7-Way Round
Coupler Rating/Ball Size	12500# / 2-5/16"	12500# / 2-5/16"	12500# / 2-5/16"	12500# / 2-5/16"
Jack	8000# Pedestal Jack	8000# Pedestal Jack	8000# Pedestal Jack	8000# Pedestal Jack
Safety Chains	(2) 15000#	(2) 15000#	(2) 15000#	(2) 15000#
Curb Weight	1800#	2000#	2165#	TBD
Payload	5200#	7990#	9835#	TBD
BASE PRICE	\$10,461	\$11,994	\$13,478	\$14,014

POPULAR OPTIONS

DUMP OPTIONS	ITEM NUMBER	PRICE	UOM	TIRE/WHEEL ASSEMBLIES & ACCESSORIES	ITEM NUMBER	PRICE	UOM
Upgrade Dump Trailer to 24" Tall Sides (PBF)	DUMP24SIDES	\$52	PBF	Spare 15" Gloss Black Mod w/ 205/75R15 Tire	WHEELSP15GB205	\$186	EA
Upgrade Dump Trailer to 36" Tall Sides (PBF)	DUMP36SIDES	\$125	PBF	Spare 15" Gloss Black Mod 225/75R15 Tire (6-Lug)	WHEELSP15GB225	\$231	EA
Upgrade Dump Trailer to 48" Tall Sides (PBF)	DUMP48SIDES	\$198	PBF	Spare 16" Silver Mod Wheel w/ 235/80R16 Tire	WHEELSP16SILV235	\$307	EA
Upgrade to Dump Trailer to 48" Tall Sides w/ 24" Expanded Aluminum Mesh (Top, Full Perimeter)			PBF	Upgrade to 15" Aluminum (Radial; From 15" Silver Mod Radial Wheels)	WHEELUP15STO15A	\$143	EA
Upgrade to 3-Way Dump System ** Cannot Do This With Ramp Kit **	DUMP3WAY	\$476	PKG	Upgrade to 15" 225 Aluminum Wheels (Radial; From 15" 225 Silver Mod Radial)	WHEELUP15S225TO15A225	\$143	EA
NEW 72" 8K Ramp Kit for Dump Trailer ** Cannot Do This With 3-Way Dump System **	DUMPRAMPKIT728K	\$899	SET	Upgrade to 16" Aluminum Wheels (Radial; From 16" Silver Mod Wheels)	WHEELUP16STO16A	\$186	EA
NEW 96" 8K Ramp Kit for Dump Trailer ** Cannot Do This With 3-Way Dump System **	DUMPRAMPKIT968K	\$995	SET	Bolt-On Spare Tire Carrier (Welded to Salt Shield)	WHEELMOUNTWELD	\$141	EA
CONSTRUCTION OPTIONS				TIE DOWN OPTIONS			
Upgrade to 3" Adjustable 2-5/16" A-Frame Coupler	COUPLER2516STO2516ADJ	\$165	PKG	5000# Recessed Heavy Duty D-Ring w/ Backing Plate (Installed)	DRING5000DP	\$47	EA
Upgrade to 3" Adjustable Pintle Hitch (From 2-5/16" Coupler)	COUPLER2516ATOPINTLE	\$207	PKG	Stainless Steel 6000# Recessed Swivel D-Ring w/ Backing Plate (Installed)	DRING6000SS	\$69	EA
Gooseneck Upgrade for Open Trailers	GNOPENUP	\$2,080	PKG				
AXLE OPTIONS							
Upgrade to 2-7K Leaf Spring Braked Axles (From 2-6K Leaf Spring Braked Axles) ** 7x14/16 Dump Trailer Only **	AXLELS12BRTOLS14BR	\$513	PKG				

OPEN ATV [83-Wide]

STANDARD FEATURES

- All-Aluminum Construction
- Dexter Leaf Spring Axles
- Rear & Front Stowing Removable 8' Ramps
- Recessed LED Marker Lights
- 5/4" Pressure Treated Decking
- Custom Angle Side Rails for Low Profile Side Loading
- 3500# Wishbone Style Coupler w/ 2" Ball
- (2) 5000# Safety Chains
- Limited 1-Year Warranty



TRAILER MODEL	ATV Side/Rear Load 83" x 10'	ATV Side/Rear Load 83" x 14'	ATV Side/Rear Load 83" x 16'
Item Number	A83x10	A83x14	A83x16
Subframe	2" x 3"	2" x 3"	2" x 3"
Floor Crossmembers	24" O/C	24" O/C	24" O/C
Deck WxL	83" x 10'	83" x 14'	83" x 16'
Overall WxL	102" x 14'	102" x 18'	102" x 20'
Deck Height	23"	23"	23"
Hitch Height	19"	19"	19"
Axle(s) - Qty/Rating	1-3500# Idler	1-3500# Idler	2-3500# Braked
GVWR	2990#	2990#	6000#
Wheels	13" Silver Mod	15" Gloss Black Mod	15" Gloss Black Mod
Tires	175/80R13	205/75R15	205/75R15
Power Connection	7-Way Round	7-Way Round	7-Way Round
Coupler Rating/Ball Size	3500# / 2"	3500# / 2"	3500# / 2"
Jack	1200# Wheel Jack	1200# Wheel Jack	1200# Wheel Jack
Safety Chains	(2) 5000#	(2) 5000#	(2) 5000#
Curb Weight	698#	904#	1235#
Payload	2292#	2086#	4765#
BASE PRICE	\$2,949	\$3,222	\$4,883

POPULAR OPTIONS

TIRE/WHEEL ASSEMBLIES & ACCESSORIES	ITEM NUMBER	PRICE	UOM	ACCESSORIES	ITEM NUMBER	PRICE	UOM
Spare 13" Silver Mod Wheel w/ 175/80R13 Tire	WHEELSP13SILV	\$183	EA	Tongue-Mounted Diamond Plate Toolbox (Lockable; Large) ** Requires Wishbone Tongue **	DPTOOLBOXLG	\$453	EA
Spare 15" Gloss Black Mod w/ 205/75R15 Tire	WHEELSP15GB205	\$186	EA				
Upgrade to 15" Aluminum from 15" Silver Mod	WHEELUP15STO15A	\$143	EA				
Upgrade to 13" Aluminum (Radial; From 13" Silver Mod Wheels)	WHEELUP13STO13A	\$131	EA	TIE DOWN OPTIONS			
Bolt-On Spare Tire Carrier (Tongue-Mounted)	WHEELMOUNTBOLT	\$45	EA	Light Duty Surface-Mounted D-Ring (Installed)	DRINGSURFACE	\$29	EA
				Heavy Duty Recessed D-Rings	DRING5000DP	\$47	EA
				Stainless Steel 6000# Recessed Swivel D-Ring w/ Backing Plate (Installed)	DRING6000SS	\$69	EA
ACCESSORIES							
Stabilizer Jacks (Installed; Pair)	STABJACK	\$116	PAIR				

ATV [STOWABLE RAMP SERIES]

STANDARD FEATURES

- All-Aluminum Construction
- Dexter Torsion Ride Axles
- (4) Surface Mount D-Rings (2-Place)
- (6) Surface Mount D-Rings (3-Place)
- (8) Surface Mount D-Rings (4-Place)
- Recessed LED Marker Lights
- 5/8" Aqua Ply Plywood Decking
- Removable Ramps/Side Panels (2) (98" to 14')
- Removable Ramps/Side Panels (4) (18')
- Rear Edge Protector
- 3500# Wishbone Style Coupler w/ 2" Ball
- (2) 5000# Safety Chains
- Limited 4-Year Warranty



TRAILER MODEL	ATV Deckover 2-Place 84x98	ATV Deckover 2-Place 98x09	ATV Deckover 3-Place 98x14	ATV Deckover 4-Place 98x18
Item Number	A84X98R	A98X09R	A98X14R	A98X18R
Subframe	2" x 3"	2" x 3"	2" x 3"	2" x 3"
Floor Crossmembers	24" O/C	24" O/C	24" O/C	24" O/C
Deck WxL	84" x 98"	96" x 108"	96" x 168"	98" x 216"
Overall WxL	84" x 12"	102" x 12'4"	102" x 15'10"	102" x 21'10"
Deck Height	24"	24"	25"	25"
Hitch Height	21"	21"	22"	22"
Axle(s) - Qty/Rating	1-2200# Idler	1-2200# Idler	1-3500# Idler	2-2200# Braked
GVWR	2200#	2200#	2990#	4400#
Wheels	12" E-Rated Silver Mod	12" E-Rated Silver Mod	12" E-Rated Silver Mod	12" E-Rated Silver Mod
Tires	ST145/R12E	ST145/R12E	ST145/R12E	ST145/R12E
Power Connection	4-Way Flat	4-Way Flat	4-Way Flat	7-Way Round
Coupler Rating/Ball Size	3500# / 2"	3500# / 2"	3500# / 2"	3500# / 2"
Jack	Optional	Optional	1200# Wheel Jack	1200# Wheel Jack
Safety Chains	(2) 5000#	(2) 5000#	(2) 5000#	(2) 5000#
Curb Weight	340#	380#	560#	910#
Payload	1860#	1820#	2430#	3490#
BASE PRICE	\$1,963	\$2,095	\$3,014	\$4,775

POPULAR OPTIONS

TIRE/WHEEL ASSEMBLIES & ACCESSORIES	ITEM NUMBER	PRICE	UOM	AXLE OPTIONS	ITEM NUMBER	PRICE	UOM
Upgrade to 13" Silver Mod Wheels (From 12" E-Rated Silver Mod)	WHEELUP12ETO13S	\$54	EA	Upgrade to 2-2K Torsion Braked Axles (From 1-3K Torsion Idler)	AXLETOR3IDTOTOR4BR	\$1,098	PKG
Upgrade to 15" Silver Mod (From 12" E-Rated Wheels, Includes Drop Tongue)	WHEELUP12TO15S	\$125	EA				
Spare 12" Silver Mod Wheel w/ 145/R12 Tire	WHEELSP12SILV	\$161	EA	RAMP OPTIONS	RAMPATV8896X102	\$527	PKG
Spare 13" Silver Mod Wheel w/ 175/80R13 Tire	WHEELSP13SILV	\$183	EA	Side Load Ramps for ATV 98/09	RAMPATV889614	\$867	PKG
Spare 15" Gloss Black Mod w/ 205/75R15 Tire	WHEELSP15GB205	\$186	EA	Side Load Ramps for ATV 14	RAMPATV8896X18	\$1,131	PKG
Upgrade to 12" Aluminum Spoke Wheels (145/R12 Tire; From 12" Silver Mod)	WHEELUP12SILVTO12ALUM	\$113	EA	Side Load Ramps for ATV 18	RAMPATVBIFOLD	\$303	PKG
Upgrade to 13" Aluminum (Radial; From 13" Silver Mod Wheels)	WHEELUP13STO13A	\$131	EA	Bi-Fold Side Loading ATV Ramp **Not Available on 96"/98" Wide ATV Trailers**			
Upgrade to 15" Aluminum (Radial; From 15" Silver Mod Radial Wheels)	WHEELUP15STO15A		EA	TIE DOWN OPTIONS	DRINGSURFACE	\$29	EA
Bolt-On Spare Tire Carrier (Tongue-Mounted)	WHEELMOUNTBOLT	\$45	EA	ACCESSORIES			
				Add 1200# Tongue-Mounted Wheel Jack	JACK1200	\$102	EA
				Stabilizer Jacks (Installed; Pair)	STABJACK	\$116	PAIR
AXLE OPTIONS							
Upgrade to 2-2K Torsion Idler Axles (From 1-3K Idler; Open Deckovers Only)	AXLETOR3IDTOTOR4IDOP	\$461	PKG				

OPEN [MOTORCYCLE 2.0]

STANDARD FEATURES

- All-Aluminum Construction
- Removable 18" Aluminum Stoneguard
- Dexter Torsion Ride Axles
- (4) EASY INSTALL Adjustable D-Rings (8')
- (8) Surface Mount D-Rings (10')
- Surface-Mounted Aluminum Wheel Chock (Gusseted, Fits Up to 7" Wide Tire)
- Adjustable Perimeter Track for EASY INSTALL Options
- HD Aluminum Pull Out Ramp (36"x60") (5x8)
- HD Aluminum Pull Out Ramp (46"x60") (6.5x10)
- Recessed LED Marker Lights
- Extruded Aluminum Decking
- EASY Removable Aluminum Fenders
- 3500# Straight-Pull Style Coupler w/ 2" Ball
- (2) 5000# Safety Chains
- Limited 5-Year Warranty



TRAILER MODEL	Open Motorcycle 5x8	Open Motorcycle 6.5x10	
Item Number	COMC5X8-2.0	COMC6.5X10-2.0	
Subframe	2" x 3"	2" x 3"	
Floor Crossmembers	24" O/C	24" O/C	
Deck WxL	56" x 96"	76" x 120"	
Overall WxL	82" x 170"	102" x 204"	
Deck Height	16"	18"	
Hitch Height	13"	14"	
Axle(s) - Qty/Rating	1-2200# Idler	1-3500# Idler	
GVWR	2200#	2990#	
Wheels	13" Aluminum	14" Aluminum	
Tires	175/80R13	205/75R14	
Power Connection	4-Way Flat	4-Way Flat	
Coupler Rating/Ball Size	3500# / 2"	3500# / 2"	
Jack	1200# Wheel Jack	1500# Wheel Jack	
Safety Chains	(2) 5000#	(2) 5000#	
Curb Weight	400#	550#	
Payload	1800#	2440#	
BASE PRICE	\$2,837	\$4,090	

POPULAR OPTIONS

TIRE/WHEEL ASSEMBLIES & ACCESSORIES	ITEM NUMBER	PRICE	UOM	ACCESSORIES	ITEM NUMBER	PRICE	UOM
Spare 13" Aluminum Wheel w/ 175/80R13 Tire	WHEELSP13A	\$261	EA	Stabilizer Jacks (Installed; Pair)	STABJACK	\$116	PAIR
Spare 14" Aluminum Wheel w/ 205/75R14 Tire	WHEELSP14A205	\$301	EA				
Upgrade to 14" Aluminum (Radial Ply; From 13" Aluminum; Open Trailers)	WHEELUP13ATO14A	\$42	EA	EASY INSTALL / ADJUST OPTIONS			
Upgrade to 15" Aluminum (Radial Ply; From 14" Aluminum Wheels; Open Trailers)	WHEELUP14ATO15A	\$83	EA	EASY INSTALL/ADJUST Spare Tire Mount (For AR or FA 2.0)	EASYINSPAREMOUNT	\$50	EA
				EASY INSTALL/ADJUST Stake Pocket Kit (AR or FA 2.0) Includes (4) Stake Pockets w/ Hardware	EASYINSTAKEKIT	\$27	KIT
				EASY INSTALL/ADJUST D-Ring Kit (For AR or FA 2.0) - Includes (4) 2,000lb D-Rings and Hardware	EASYINDRINGKIT	\$50	KIT
				EASY INSTALL/ADJUST D-Ring (For AR or FA 2.0)	EASYINDRING	\$11	EA
				EASY INSTALL/ADJUST Drop Down Stabilizer Jacks (Pair) (For AR or FA 2.0)	EASYINJACKS	\$96	PAIR
RAMP OPTIONS							
Upgrade to Full Width Ramp (Open Motorcycle Trailer)	RAMPFULLWIDTHOMC	\$120	EA				
Upgrade to Rear Ramp (Open MC Models; Replaces Stowaway Ramp)	RAMPOMCUP	\$399	PKG				
TIE DOWN OPTIONS							
Light Duty Surface-Mounted D-Ring (Installed)	DRINGSURFACE	\$29	EA				

SLINGSHOT [ALUMINUM DECK]

STANDARD FEATURES

- All-Aluminum Construction
- Beavertail
- Torsion Axles
- (4) HD D-Rings
- 7' Fold Down Bi-Fold Rear Ramp
- Recessed LED Marker Lights
- Extruded Aluminum Decking
- Removable Aluminum Fenders
- Front Bumper
- Straight Style Coupler w/ 2" Ball
- (2) 5000# Safety Chains
- Limited 5-Year Warranty



TRAILER MODEL	Slingshot 6.5x14	
Item Number	U6.5x14SLINGSHOT	
Subframe	2" x 3"	
Floor Crossmembers	24" O/C	
Deck WxL	80" x 166"	
Overall WxL	102" x 218"	
Deck Height	19"	
Hitch Height	16"	
Axle(s) - Qty/Rating	1-3500# Idler	
GVWR	2990#	
Wheels	15" Aluminum	
Tires	205/75R15	
Power Connection	4-Way Flat	
Coupler Rating/Ball Size	/ 2"	
Jack	1500# Wheel Jack	
Safety Chains	(2) 5000#	
Curb Weight	810#	
Payload	2180#	
BASE PRICE	\$5,552	
POPULAR OPTIONS		

TIRE/WHEEL ASSEMBLIES & ACCESSORIES	ITEM NUMBER	PRICE	UOM	ACCESSORIES	ITEM NUMBER	PRICE	UOM
Spare 15" Gloss Black Mod w/ 205/75R15 Tire	WHEELSP15GB205	\$186	EA	Tongue-Mounted Diamond Plate Toolbox (Lockable; Large) ** Requires Wishbone Tongue ** Stabilizer Jacks (Installed; Pair)	DPTOOLBOXLG	\$453	EA
Spare 15" Aluminum Wheel w/ 205/75R15 Tire	WHEELSP15A205	\$325	EA				
Bolt-On Spare Tire Carrier (Tongue-Mounted)	WHEELMOUNTBOLT	\$45	EA		STABJACK	\$116	PAIR
TIE DOWN OPTIONS							
Upgrade to Stainless Steel 6000# Recessed Swivel D-Rings (From 5000# Heavy Duty D-Ring w/ Backing Plate)	DRING6000SSUP	\$24	EA				

RAFT SERIES

STANDARD FEATURES

- All-Aluminum Construction
- Dexter Torsion Ride Axles
- (5) Tie-Down Points, Per Side
- (2) Front Tie-Down Points
- Recessed LED Marker Lights
- 5/4" Pressure Treated Decking
- Rear Roller w/ Bearings
- Manual Winch w/ 24" Post
- 6000# Straight Coupler w/ 2" Ball
- (2) 5000# Safety Chains
- Limited 4-Year Warranty



TRAILER MODEL	10' Raft	12' Raft	
Item Number	URFT84x10	URFT84x12	
Subframe	2" x 3"	2" x 3"	
Floor Crossmembers	24" O/C	24" O/C	
Deck WxL	84" x 10'	84" x 12'	
Overall WxL	84" x 14'	84" x 16'	
Deck Height	26"	26"	
Hitch Height	21"	21"	
Axle(s) - Qty/Rating	1-2200# Idler	1-2200# Idler	
GVWR	2200#	2200#	
Wheels	13" Silver Mod	13" Silver Mod	
Tires	175/80R13	175/80R13	
Power Connection	4-Way Flat	4-Way Flat	
Coupler Rating/Ball Size	6000# / 2"	6000# / 2"	
Jack			
Safety Chains	(2) 5000#	(2) 5000#	
Curb Weight	540#	590#	
Payload	1660#	1610#	
BASE PRICE	\$2,516	\$2,750	


POPULAR OPTIONS

CONSTRUCTION OPTIONS	ITEM NUMBER	PRICE	UOM	FLOORING OPTIONS	ITEM NUMBER	PRICE	UOM
Tilt Bed Option (For Raft Trailer) (Pin System)	TILTRFT	\$50	PKG	Upgrade to 3/4" Quad Ply Decking (Non-Skid Surface, FRP Backer; PBF)	FLOOR34QUADPLY	\$58	PBF
Anti-Rattle Tilt Bed Option (For Raft Trailer)		CALL	PKG				
Upgrade to 36" Winch Post (Replaces 24" Winch Post) (Raft Trailer)		CALL	PKG				
				TIE DOWN OPTIONS			
				D-Rings for Raft Trailer (Bolt-On)	DRINGRAFT	\$12	EA
				Welded Side Tie Down Ring	DRINGWELDSIDE	\$11	EA
				Light Duty Surface-Mounted D-Ring (Installed)	DRINGSURFACE	\$29	EA
				ACCESSORIES			
				Add 1200# Tongue-Mounted Wheel Jack	JACK1200	\$102	EA
TIRE/WHEEL ASSEMBLIES & ACCESSORIES							
Spare 13" Silver Mod Wheel w/ 175/80R13 Tire	WHEELSP13SILV	\$183	EA				
Upgrade to 13" Aluminum (Radial; From 13" Silver Mod Wheels)	WHEELUP13ST013A	\$131	EA				
Bolt-On Spare Tire Carrier (Tongue-Mounted)	WHEELMOUNTBOLT	\$45	EA				

OPEN CAR HAULER [WOOD DECK 2.0]

STANDARD FEATURES

- All-Aluminum Construction
- 2' Beavertail (3" Drop)
- Dexter Leaf Spring Axles
- (4) 5000# Recessed D-Rings
- Recessed LED Marker Lights
- 2"x8" Heat-Treated Planking
- Stowaway 6' Aluminum Ramps
- Rub Rail w/ Stake Pockets
- Front Bumper
- Removable Aluminum Fender (D/S)
- 10000# Coupler w/ 2-5/16" Ball
- (2) 5000# Safety Chains
- Limited 4 Year Warranty



TRAILER MODEL	Open Car Wood Deck 16'	Open Car Wood Deck 18'	Open Car Wood Deck 20'	Open Car Wood Deck 22'
Item Number	COCH8x16-W-2.0	COCH8x18-W-2.0	COCH8x20-W-2.0	COCH8x22-W-2.0
Subframe	2" x 5"	2" x 5"	2" x 5"	2" x 5"
Heavy Wall Crossmembers	2" x 3"	2" x 3"	2" x 3"	2" x 3"
Deck WxL	80" x 192"	80" x 216"	80" x 240"	80" x 264"
Overall WxL	101" x 220"	101" x 244"	101" x 268"	101" x 292"
Deck Height	20"	20"	20"	20"
Hitch Height	24"	24"	24"	24"
Axle(s) - Qty/Rating	2-3500# Braked	2-3500# Braked	2-3500# Braked	2-3500# Braked
GVWR	7000#	7000#	7000#	7000#
Wheels	15" Gloss Black Mod	15" Gloss Black Mod	15" Gloss Black Mod	15" Gloss Black Mod
Tires	205/75R15	205/75R15	205/75R15	205/75R15
Power Connection	7-Way Round	7-Way Round	7-Way Round	7-Way Round
Coupler Rating/Ball Size	10000# / 2-5/16"	10000# / 2-5/16"	10000# / 2-5/16"	10000# / 2-5/16"
Jack	5000# Center Jack	5000# Center Jack	5000# Center Jack	5000# Center Jack
Safety Chains	(2) 5000#	(2) 5000#	(2) 5000#	(2) 5000#
Curb Weight	1363#	1543#	1723#	TBD
Payload	5637#	5457#	5277#	TBD
BASE PRICE	\$6,122	\$6,296	\$6,472	\$6,725

POPULAR OPTIONS

CONSTRUCTION OPTIONS

Upgrade to 3" Adjustable 2-5/16" A-Frame Coupler
Upgrade to Removable Curbside Fender (Open Car Haulers)

TIRE/WHEEL ASSEMBLIES & ACCESSORIES

Upgrade to 15" Aluminum (Radial; From 15" Silver Mod Radial Wheels)
Spare 15" Gloss Black Mod w/ 205/75R15 Tire
Spare 15" Aluminum Wheel w/ 205/75R15 Tire
Bolt-On Spare Tire Carrier (Tongue-Mounted)

RAMP OPTIONS

Full-Width Utility Rear Ramp (ILO Pull-Out Car Hauler Ramps)
Add 3rd Ramp to Open Car Hauler for Slingshot

ITEM NUMBER

COUPLER2516STO2516ADJ
FENDERREMCURB

WHEELUP15STO15A

WHEELSP15GB205
WHEELSP15A205
WHEELMOUNTBOLT

RAMPPLING3

PRICE

\$165
\$114

\$143

\$186
\$325
\$45

CALL

\$453

UOM

PKG
EA

EA

EA
EA
EA

EA

EA

TIE DOWN OPTIONS

5000# Recessed Heavy Duty D-Ring w/ Backing Plate (Installed)
Zinc 6000# Recessed Swivel D-Ring w/ Backing Plate (Installed)
Upgrade to Zinc 6000# Recessed Swivel D-Rings (From 5000# Recessed HD D-Ring w/ Backing Plate; Installed)

ACCESSORIES

Air Dam for Open Car Hauler
Tongue-Mounted Diamond Plate Toolbox (Lockable; Large) ** Requires Wishbone Tongue **
Additional Welded Stake Pocket(s)

ITEM NUMBER

DRING5000DP
DRING6000Z
DRING6000UP

AIRDAMOCH
DPTOOLBOXLG

STAKEPOCKET

PRICE

\$47
\$51
\$7

\$732
\$453

\$12

UOM

EA
EA
EA

PKG
EA

EA

OPEN CAR HAULER [WOOD DECK 2.0]

STANDARD FEATURES

- All-Aluminum Construction
- 2' Beavertail (3" Drop)
- Dexter Leaf Spring Axles
- (4) 5000# Recessed D-Rings
- Stowaway 6' Aluminum Ramps
- Recessed LED Marker Lights
- 2"x8" Heat-Treated Planking
- Rub Rail w/ Stake Pockets
- Front Bumper
- Removable Aluminum Fender (D/S)
- 10000# Coupler w/ 2-5/16" Ball
- (2) 5000# Safety Chains
- Limited 4 Year Warranty



TRAILER MODEL	Open Car Wood Deck 18'-10K	Open Car Wood Deck 20'-10K	Open Car Wood Deck 24'-10K
Item Number	COCH8x18-W-10K-2.0	COCH8x20-W-10K-2.0	COCH8x24-W-10K-2.0
Subframe	2" x 6"	2" x 6"	2" x 6"
Heavy Wall Crossmembers	2" x 3"	2" x 3"	2" x 3"
Deck WxL	80" x 216"	80" x 240"	80" x 288"
Overall WxL	101" x 244"	101" x 268"	101" x 316"
Deck Height	20"	20"	20"
Hitch Height	24"	24"	24"
Axle(s) - Qty/Rating	2-5200# Braked	2-5200# Braked	2-5200# Braked
GVWR	9900#	9900#	9900#
Wheels	15" Gloss Black Mod	15" Gloss Black Mod	15" Gloss Black Mod
Tires	225/75R15	225/75R15	225/75R15
Power Connection	7-Way Round	7-Way Round	7-Way Round
Coupler Rating/Ball Size	10000# / 2-5/16"	10000# / 2-5/16"	10000# / 2-5/16"
Jack	5000# Center Jack	5000# Center Jack	5000# Center Jack
Safety Chains	(2) 5000#	(2) 5000#	(2) 5000#
Curb Weight	1745#	1925#	TBD
Payload	8155#	7975#	TBD
BASE PRICE	\$6,821	\$6,997	\$9,591

POPULAR OPTIONS

CONSTRUCTION OPTIONS	ITEM NUMBER	PRICE	UOM	TIE DOWN OPTIONS	ITEM NUMBER	PRICE	UOM
Upgrade to 3" Adjustable 2-5/16" A-Frame Coupler	COUPLER2516STO2516ADJ	\$165	PKG	5000# Recessed Heavy Duty D-Ring w/ Backing Plate (Installed)	DRING5000DP	\$47	EA
Upgrade to Removable Curbside Fender (Open Car Haulers)	FENDERREMCURB	\$114	EA	Zinc 6000# Recessed Swivel D-Ring w/ Backing Plate (Installed)	DRING6000Z	\$51	EA
TIRE/WHEEL ASSEMBLIES & ACCESSORIES				Upgrade to Zinc 6000# Recessed Swivel D-Rings (From 5000# Recessed HD D-Ring w/ Backing Plate; Installed)	DRING6000UP	\$7	EA
Upgrade to 15" 225 Aluminum Wheels (Radial; From 15" 225 Silver Mod Radial)	WHEELUP15S225TO15A225	\$143	EA	ACCESSORIES			
Spare 15" Gloss Black Mod 225/75R15 Tire (6-Lug)	WHEELSP15GB225	\$231	EA	Air Dam for Open Car Hauler	AIRDAMOCH	\$732	PKG
Spare 15" Aluminum Wheel w/ 225/75R15 Tire (6-Lug)	WHEELSP15A225	\$372	EA	Tongue-Mounted Diamond Plate Toolbox (Lockable; Large) ** Requires Wishbone Tongue **	DPTOOLBOXLG	\$453	EA
Bolt-On Spare Tire Carrier (Tongue-Mounted)	WHEELMOUNTBOLT	\$45	EA	Additional Welded Stake Pocket(s)	STAKEPOCKET	\$12	EA
RAMP OPTIONS							
Full-Width Utility Rear Ramp (ILO Pull-Out Car Hauler Ramps)		CALL	EA				
Add 3rd Ramp to Open Car Hauler for Slingshot	RAMPSLING3	\$453	EA				

OPEN CAR HAULER

STANDARD FEATURES

- All-Aluminum Construction
- 4' Beavertail (3" Drop)
- COCH Double Tube Studded Tongue
- Dexter Torsion Ride Axles
- (4) 5000# Recessed D-Rings
- Recessed LED Marker Lights
- Extruded Aluminum Decking
- Stowaway 6' Aluminum Ramps
- Fixed 2"x2" Front Bumper
- Removable Aluminum Fender (D/S)
- 125000# Coupler w/ 2-5/16" Ball
- (2) 7800# Safety Chains
- Limited Lifetime Warranty



TRAILER MODEL	Open Car Aluminum Deck 14'	Open Car Aluminum Deck 16'	Open Car Aluminum Deck 18'	Open Car Aluminum Deck 20'
Item Number	COCH8X14	COCH8X16	COCH8X18	COCH8X20
Subframe	2" x 5"	2" x 5"	2" x 5"	2" x 5"
Heavy Wall Crossmembers	2" x 3" (24" O/C)	2" x 3" (24" O/C)	2" x 3" (24" O/C)	2" x 3" (24" O/C)
Deck WxL	80" x 14'	80" x 16'	80" x 18'	80" x 20'
Overall WxL	101" x 18'4"	101" x 20'4"	101" x 22'4"	101" x 24'4"
Deck Height	17"	17"	17"	17"
Hitch Height	18"	18"	18"	18"
Axle(s) - Qty/Rating	2-3500# Braked	2-3500# Braked	2-3500# Braked	2-3500# Braked
GVWR	7250#	7250#	7250#	7250#
Wheels	15" Aluminum	15" Aluminum	15" Aluminum	15" Aluminum
Tires	205/75R15	205/75R15	205/75R15	205/75R15
Power Connection	7-Way Round	7-Way Round	7-Way Round	7-Way Round
Coupler Rating/Ball Size	125000# / 2-5/16"	125000# / 2-5/16"	125000# / 2-5/16"	125000# / 2-5/16"
Jack	5000# Wheel Jack	5000# Wheel Jack	5000# Wheel Jack	5000# Wheel Jack
Safety Chains	(2) 7800#	(2) 7800#	(2) 7800#	(2) 7800#
Curb Weight	1000#	1160#	1400#	1580#
Payload	6250#	6090#	5850#	5670#
BASE PRICE	\$6,772	\$7,110	\$7,541	\$8,228

POPULAR OPTIONS

CONSTRUCTION OPTIONS

Upgrade to 3" Adjustable 2-5/16" A-Frame Coupler
 Upgrade to Removable Curbside Fender (Open Car Haulers)
 Gooseneck Upgrade for Open Trailers
 Heavy Duty Rub Rail with Stake Pockets (PBF)

AXLE OPTIONS

Upgrade to 2-5K Torsion Braked Axles (From 2-3K Braked; (OCH/HD Utility) **Frame Upgrade Required**

TIRE/WHEEL ASSEMBLIES & ACCESSORIES

Spare 15" Gloss Black Mod w/ 205/75R15 Tire
 Spare 15" Aluminum Wheel w/ 205/75R15 Tire
 Spare 15" Gloss Black Mod 225/75R15 Tire (6-Lug)
 Spare 15" Aluminum Wheel w/ 225/75R15 Tire (6-Lug)
 Bolt-On Spare Tire Carrier (Tongue-Mounted)

RAMP OPTIONS

Full-Width Utility Rear Ramp (ILO Pull-Out Car Hauler Ramps)
 Add 3rd Ramp to Open Car Hauler for Slingshot

ITEM NUMBER

COUPLER2516STO2516ADJ
 FENDERREMCURB

GNOPENUP
 RUBRAILSTAKEHD

AXLETOR6BRTOTOR10BROP

WHEELSP15GB205
 WHEELSP15A205
 WHEELSP15GB225
 WHEELSP15A225
 WHEELMOUNTBOLT

RAMPSLING3

PRICE

\$165
 \$114

\$2,080
 \$36

\$990

\$186
 \$325
 \$231
 \$372
 \$45

CALL
 \$453

UOM

PKG
 EA

PKG
 PBF

PKG

EA
 EA
 EA
 EA
 EA

EA
 EA

RAMP OPTIONS

Upgrade to 7" Bi-Fold Slingshot (From Pull Out Ramp

TIE DOWN OPTIONS

5000# Recessed Heavy Duty D-Ring w/ Backing Plate (Installed)
 Zinc 6000# Recessed Swivel D-Ring w/ Backing Plate (Installed)
 Upgrade to Zinc 6000# Recessed Swivel D-Rings (From 5000# Recessed HD D-Ring w/ Backing Plate; Installed)
 Adjustable Wheel Chock for Open Trailers (set of 2) (For Car Hauler) 24" Adjustable w/ Airline Track

ACCESSORIES

Air Dam for Open Car Hauler
 Tongue-Mounted Diamond Plate Toolbox (Lockable; Large) ** Requires Wishbone Tongue **

JACKS & JACK ACCESSORIES

Upgrade to 8000# Pedestal Jack (From 1500# Wheel Jack)

ITEM NUMBER

RAMPSLINGUP

DRING5000DP

DRING6000Z

DRING6000UP

CHOCKWHEEL

AIRDAMOCH
 DPTOOLBOXLG

JACK8000PED

PRICE

\$402

\$47

\$51

\$7

\$453

\$732
 \$453

\$64

UOM

EA

EA

EA

EA

PKG

PKG
 EA

EA

OPEN CAR HAULER [TILTING]

STANDARD FEATURES

- All-Aluminum Construction
- Dexter Torsion Ride Axles
- (4) 5000# Recessed D-Rings
- Recessed LED Marker Lights
- Hydraulic Tilt System w/ Control Valve
- Front 18" of Deck Stationary
- Extruded Aluminum Decking
- Fixed 2"x2" Front Bumper
- Removable Aluminum Fender (D/S)
- 125000# Coupler w/ 2-5/16" Ball
- (2) 7800# Safety Chains
- Limited Lifetime Warranty



TRAILER MODEL	Open Car Aluminum Deck 18' Tilt	Open Car Aluminum Deck 20' Tilt	Open Car Aluminum Deck 22' Tilt
Item Number	COCH8X18-TILT	COCH8X20-TILT	COCH8X22-TILT
Subframe	2" x 6"	2" x 6"	2" x 6"
Heavy Wall Crossmembers	2" x 3" (24" O/C)	2" x 3" (24" O/C)	2" x 3" (24" O/C)
Deck WxL	80" x 16'	80" x 18'	80" x 20'
Overall WxL	101" x 20'4"	101" x 22'4"	101" x 24'4"
Deck Height	17"	17"	17"
Hitch Height	18"	18"	18"
Axle(s) - Qty/Rating	2-3500# Braked	2-3500# Braked	2-3500# Braked
GVWR	7250#	7250#	7250#
Wheels	15" Aluminum	15" Aluminum	15" Aluminum
Tires	205/75R15	205/75R15	205/75R15
Power Connection	7-Way Round	7-Way Round	7-Way Round
Coupler Rating/Ball Size	125000# / 2-5/16"	125000# / 2-5/16"	125000# / 2-5/16"
Jack	5000# Wheel Jack	5000# Wheel Jack	5000# Wheel Jack
Safety Chains	(2) 7800#	(2) 7800#	(2) 7800#
Curb Weight	1160#	1400#	1580#
Payload	6090#	5850#	5670#
BASE PRICE	\$9,049	\$9,637	\$10,244

POPULAR OPTIONS

CONSTRUCTION OPTIONS

Upgrade to 3" Adjustable 2-5/16" A-Frame Coupler
 Upgrade to Removable Curbside Fender (Open Car Haulers)
 Gooseneck Upgrade for Open Trailers
 Heavy Duty Rub Rail with Stake Pockets (PBF)
 Upgrade Cylinders & Hoses (on tilting open car hauler for 6K & 7K axles)

AXLE OPTIONS

Upgrade to 2-5K Torsion Braked Axles (From 2-3K Braked; (OCH/HD Utility) **Frame Upgrade Required**
 Upgrade to 2-7K Torsion Braked Axles (From 2-5K Braked; Includes 16" Tire Upgrade) (2x8 Frame Upgrade Required)

TIRE/WHEEL ASSEMBLIES & ACCESSORIES

Spare 15" Gloss Black Mod w/ 205/75R15 Tire
 Spare 15" Aluminum Wheel w/ 205/75R15 Tire
 Spare 15" Gloss Black Mod 225/75R15 Tire (6-Lug)
 Spare 15" Aluminum Wheel w/ 225/75R15 Tire (6-Lug)

ITEM NUMBER

COUPLER2516STO2516ADJ
 FENDERREMCURB

GNOPENUP
 RUBRAILSTAKEHD
 TILTOCHUP

AXLETOR6BRTOTOR10BROP

AXLETOR10BRTOTOR14BR

WHEELSP15GB205
 WHEELSP15A205
 WHEELSP15GB225
 WHEELSP15A225

PRICE

\$165
 \$114

\$2,080
 \$36
 \$680

\$990

\$1,340

\$186
 \$325
 \$231
 \$372

UOM

PKG
 EA

PKG
 PBF
 PKG

PKG

PKG

EA
 EA
 EA
 EA

TIRE/WHEEL ASSEMBLIES & ACCESSORIES

Bolt-On Spare Tire Carrier (Tongue-Mounted)

TIE DOWN OPTIONS

5000# Recessed Heavy Duty D-Ring w/ Backing Plate (Installed)
 Zinc 6000# Recessed Swivel D-Ring w/ Backing Plate (Installed)
 Upgrade to Zinc 6000# Recessed Swivel D-Rings (From 5000# Recessed HD D-Ring w/ Backing Plate; Installed)
 Adjustable Wheel Chock for Open Trailers (set of 2) (For Car Hauler) 24" Adjustable w/ Airline Track

ACCESSORIES

Air Dam for Open Car Hauler
 Tongue-Mounted Diamond Plate Toolbox (Lockable; Large) ** Requires Wishbone Tongue **

JACKS & JACK ACCESSORIES

Upgrade to 8000# Pedestal Jack (From 1500# Wheel Jack)

ITEM NUMBER

WHEELMOUNTBOLT

DRING5000DP

DRING6000Z

DRING6000UP

CHOCKWHEEL

AIRDAMOCH
 DPTOOLBOXLG

JACK8000PED

PRICE

\$45

\$47

\$51

\$7

\$453

\$732
 \$453

\$64

UOM

EA

EA

EA

EA

PKG

PKG
 EA

EA

OPEN CAR HAULER [TWO CAR SERIES - WOOD DECK 2.0]

STANDARD FEATURES

- All-Aluminum Construction
- 48" Beavertail w/ 7" Drop
- A-Frame Tongue
- Torsion Ride Axles
- (8) 5000# Recessed D-Rings
- LED Lighting
- 2"x8" Pressure Treated Decking Boards
- 80" Aluminum Stowable Pull Out Ramps
- Integrated Running Board Steps
- 15,600# Safety Chains
- Limited 4-Year Warranty

TRAILER MODEL	Open Car Wood Deck 82x24 10K	Open Car Wood Deck 82x26 10K	Open Car Wood Deck 82x28 10K	Open Car Wood Deck 82x28 14K	Open Car Wood Deck 82x36 14K
Item Number	COCH82X24-2.0W10-2P	COCH82X26-2.0W10-2P	COCH82X28-2.0W10-2P	COCH82X28-2.0W14-2P	COCH82X36-2.0W14-2P
Sub/Perimeter Frame Tubing	2" x 7"	2" x 7"	2" x 7"	2" x 7"	2" x 7"
Deck WxL	82" x 288"	82" x 312"	82" x 336"	82" x 336"	82" x 432"
Overall WxL	101" x 28'	101" x 30'	101" x 32'	101" x 32"	101" x 40'
Deck Height	27"	27"	27"	27"	27"
Hitch Height	19-1/2"	19-1/2"	19-1/2"	19-1/2"	19-1/2"
Axle(s) - Qty/Rating	2-5200# Braked	2-5200# Braked	2-5200# Braked	3-5200# Braked	3-5200# Braked
GVWR	9990#	9990#	9990#	14000#	14000#
Wheels	15" Gloss Black Mod	15" Gloss Black Mod	15" Gloss Black Mod	15" Gloss Black Mod	15" Gloss Black Mod
Tires	225/75R15	225/75R15	225/75R15	225/75R15	225/75R15
Power Connection	7-Way Round	7-Way Round	7-Way Round	7-Way Round	7-Way Round
Coupler Rating/Ball Size	15000 / 2-5/16"	15000 / 2-5/16"	15000 / 2-5/16"	15000 / 2-5/16"	15000 / 2-5/16"
Jack	8K Drop Leg Pedestal Jack	8K Drop Leg Pedestal Jack	8K Drop Leg Pedestal Jack	8K Drop Leg Pedestal Jack	8K Drop Leg Pedestal Jack
Safety Chains	(2) 15600#	(2) 15600#	(2) 15600#	(2) 15600#	(2) 15600#
Curb Weight	TBD	TBD	TBD	TBD	2976#
Payload	TBD	TBD	TBD	TBD	TBD
BASE PRICE	\$10,397	\$10,829	\$11,407	\$13,589	\$15,884

POPULAR OPTIONS

CONSTRUCTION OPTIONS	ITEM NUMBER	PRICE	UOM	TIE DOWN OPTIONS	ITEM NUMBER	PRICE	UOM
Upgrade to 3" Adjustable 2-5/16" A-Frame Coupler	COUPLER2516STO2516ADJ	\$165	PKG	Zinc 6000# Recessed Swivel D-Ring w/ Backing Plate (Installed)	DRING6000Z	\$51	EA
Upgrade to Removable Curbside Fender (Open Car Haulers)	FENDERREMCURB	\$114	EA	Upgrade to Zinc 6000# Recessed Swivel D-Rings (From 5000# Recessed HD D-Ring w/ Backing Plate; Installed)	DRING6000UP	\$7	EA
TIRE/WHEEL ASSEMBLIES & ACCESSORIES				ACCESSORIES			
Upgrade to 15" 225 Aluminum Wheels (Radial; From 15" 225 Silver Mod Radial)	WHEELUP15S225TO15A225	\$143	EA	Air Dam for Open Car Hauler	AIRDAMOCH	\$732	PKG
Spare 15" Gloss Black Mod 225/75R15 Tire (6-Lug)	WHEELSP15GB225	\$231	EA	Tongue-Mounted Diamond Plate Toolbox (Lockable; Large) ** Requires Wishbone Tongue **	DPTOOLBOXLG	\$453	EA
Spare 15" Aluminum Wheel w/ 225/75R15 Tire (6-Lug)	WHEELSP15A225	\$372	EA	Additional Welded Stake Pocket(s)	STAKEPOCKET	\$12	EA
Bolt-On Spare Tire Carrier (Tongue-Mounted)	WHEELMOUNTBOLT	\$45	EA				
TIE DOWN OPTIONS							
5000# Recessed Heavy Duty D-Ring w/ Backing Plate (Installed)	DRING5000DP	\$47	EA				

ENCLOSED 4/5-WIDE

STANDARD FEATURES

- All-Aluminum Construction
 - One-Piece Aluminum Roof
 - V-Nose Construction
 - 24" Stoneguard
 - Dexter Torsion Ride Axles
 - Single Barn Door (4-Wides Only)
- Double Barn Doors (5-Wides)
 - Roof Vent
 - (2) Interior LED Dome Lights w/ Wall Switch
 - Exterior LED Lighting
 - 5/8" Water Resistant Decking (4 & 5 Wides)
- 3/8" Water Resistant Walls
 - 2" Coupler
 - Safety Chains
 - Smooth .030 Bonded Side Panels
 - Limited Lifetime Warranty

TRAILER MODEL	Cargo 4x6	Cargo 5x8	Cargo 5x10
Item Number	C4x6-IF	C5x8-IF	C5x10-IF
Subframe	2" x 3"	2" x 3"	2" x 3"
Floor Studs	24" O/C	24" O/C	24" O/C
Wall & Roof Studs	16" O/C	16" O/C	16" O/C
Box WxLxH	50" x 6' x 60"	60" x 8' x 66"	60" x 10' x 66"
Interior WxLxH	47" x 5'10" x 58"	57" x 7'10" x 64"	57" x 9'10" x 64"
Overall WxLxH	72" x 10' x 72"	82" x 12'8" x 78"	82" x 14'8" x 78"
Deck Height	12"	13"	13"
Hitch Height	11"	12"	12"
Rear Door Opening WxH	42" x 54"	52" x 60"	52" x 60"
V-Nose	24"	28"	28"
Axle(s) - Qty/Rating	1-2200# Idler	1-3500# Idler	1-3500# Idler
GVWR	2200#	2990#	2990#
Wheels	13" Silver Mod	15" Gloss Black Mod	15" Gloss Black Mod
Tires	175/80R13	205/75R15	205/75R15
Side Door			
Power Connection	4-Way Flat	4-Way Flat	4-Way Flat
Coupler Rating/Ball Size	3500# / 2"	3500# / 2"	3500# / 2"
Jack	2000# Center Jack	2000# Center Jack	2000# Center Jack
Safety Chains			
Curb Weight	650#	875#	950#
Payload	1550#	2115#	2040#
BASE PRICE	\$3,632	\$4,743	\$5,175

OPTIONS & ACCESSORIES (Expanded Option List can be found in Options Section)

CONSTRUCTION OPTIONS	ITEM NUMBER	PRICE	UOM	TIE DOWN OPTIONS	ITEM NUMBER	PRICE	UOM
Add 3" to Box Height	HEIGHT3	\$22	PBF	5000# Recessed Heavy Duty D-Ring w/ Backing Plate (Installed)	DRING5000DP	\$47	EA
Add 6" to Box Height	HEIGHT6	\$33	PBF				
Add 9" to Box Height	HEIGHT9	\$39	PBF	Zinc 6000# Recessed Swivel D-Ring w/ Backing Plate (Installed)	DRING6000Z	\$51	EA
Upgrade to 16" O/C Floor Studs (From 24" O/C; PBF)	FLOOR16OC	\$15	PBF				
TIRE/WHEEL ASSEMBLIES & ACCESSORIES				DOORS / WINDOWS / VENTS			
Upgrade to 15" Silver Mod (Radial; From 13" Silver Mod Wheels; Includes Fender Upgrade)	WHEELUP13STO15S	\$50	EA	32"x58" Side Access Door w/ Paddle Handle and Piano Hinge	DOOR3258	\$366	EA
Upgrade to 13" Aluminum (Radial; From 13" Silver Mod Wheels)	WHEELUP13STO13A	\$131	EA				
Upgrade to 15" Aluminum Wheels (Radial; From 15" 205 Silvermod Radial)	WHEELUP15STO15A	\$143	EA	12V LIGHTING & ELECTRICAL OPTIONS			
Spare 15" Gloss Black Mod w/ 205/75R15 Tire	WHEELSP15GB205	\$186	EA	Recessed LED "Puck" Light Package (Interior) (8)	12VLEDPUCKPKG8	\$227	PKG
Spare 15" Aluminum Wheel w/ 205/75R15 Tire	WHEELSP15A205	\$325	EA	Round LED Flush Mount Dome Lights (1) 12V Wall Switch			
Spare 13" Silver Mod Wheel w/ 175/80R13 Tire	WHEELSP13SILV	\$183	EA	EXTERIOR			
Spare 13" Aluminum Wheel w/ 175/80R13 Tire	WHEELSP13A	\$261	EA	Two-Tone Color Package w/ 6" Anodized Divider	TRIMTT6	\$315	PKG
Bolt-On Spare Tire Carrier (Tongue-Mounted)	WHEELMOUNTBOLT	\$45	EA	Upgrade to 36" Stoneguard (From 24"; V-Nose)	TRIM36SGUP	\$279	EA
RAMP OPTIONS							
Upgrade to Rear Ramp Door w/ Spring Assist & Starter Flap (From Barn Door)	RAMPENC	\$406	PKG				



ENCLOSED 6-WIDE

STANDARD FEATURES

- All-Aluminum Construction
 - One-Piece Aluminum Roof
 - Sloped V-Nose Construction
 - 24" Stoneguard
 - Dexter Torsion Ride Axles
- Double Barn Doors
 - Roof Vent
 - (2) Interior LED Dome Lights w/ Wall Switch
 - Exterior LED Lighting
 - 3/4" Water Resistant Decking
- 3/8" Water Resistant Walls
 - 2" Coupler
 - Safety Chains
 - Smooth .030 Bonded Side Panels
 - Limited Lifetime Warranty

TRAILER MODEL	Cargo 6x10	Cargo 6X12 SA	Cargo 6X12 TA
Item Number	C6x10-IF	C6x12SA-IF	C6x12TA-IF
Subframe	2" x 3"	2" x 3"	2" x 3"
Floor Studs	24" O/C	24" O/C	24" O/C
Wall & Roof Studs	16" O/C	16" O/C	16" O/C
Box WxLxH	72" x 10' x 78"	72" x 12' x 78"	72" x 12' x 78"
Interior WxLxH	69" x 9'10" x 76"	69" x 11'10" x 76"	69" x 11'10" x 76"
Overall WxLxH	94" x 15'7" x 90"	94" x 17'7" x 90"	94" x 19'7" x 90"
Deck Height	13"	13"	13"
Hitch Height	12"	12"	12"
Rear Door Opening WxH	64" x 72"	64" x 72"	64" x 72"
V-Nose	38-1/2"	38-1/2"	38-1/2"
Axle(s) - Qty/Rating	1-3500# Idler	1-3500# Idler	2-3500# Braked
GVWR	2990#	2990#	7000#
Wheels	15" Gloss Black Mod	15" Gloss Black Mod	15" Gloss Black Mod
Tires	205/75R15	205/75R15	205/75R15
Side Door	32" x 66"	32" x 66"	32" x 66"
Power Connection	4-Way Flat	4-Way Flat	4-Way Flat
Coupler Rating/Ball Size	8000# / 2"	8000# / 2"	8000# / 2"
Jack	2000# Center Jack	2000# Center Jack	2000# Center Jack
Safety Chains			
Curb Weight	1120#	1300#	1450#
Payload	1870#	1690#	5550#
BASE PRICE	\$6,395	\$6,862	\$8,395

OPTIONS & ACCESSORIES (Expanded Option List can be found in Options Section)

CONSTRUCTION OPTIONS	ITEM NUMBER	PRICE	UOM	TIE DOWN OPTIONS	ITEM NUMBER	PRICE	UOM
Add 3" to Box Height	HEIGHT3	\$22	PBF	Stainless Steel 6000# Recessed Swivel D-Ring w/ Backing Plate (Installed)	DRING6000SS	\$69	EA
Add 6" to Box Height	HEIGHT6	\$33	PBF				
Add 9" to Box Height	HEIGHT9	\$39	PBF				
Upgrade to 16" O/C Floor Studs (From 24" O/C; PBF)	FLOOR16OC	\$15	PBF				
AXLE OPTIONS				DOORS / WINDOWS / VENTS			
Upgrade to 1-3K Torsion Braked Axle (From 1-3K Torsion Idler)	AXLETOR3IDTOTOR3BR	\$359	PKG	Upgrade to 32"x72" Paddle Handle & Piano Hinge Side Access Door (From 66")	DOOR3272UP	\$44	EA
TIRE/WHEEL ASSEMBLIES & ACCESSORIES				12V LIGHTING & ELECTRICAL OPTIONS			
Upgrade to 15" Aluminum Wheels (Radial; From 15" 205 Silvermod Radial)	WHEELUP15STO15A	\$143	EA	LED Scare Light (Porch Light) w/ 12V Wall Switch	12VLEDSCARE	\$99	EA
Spare 15" Gloss Black Mod w/ 205/75R15 Tire	WHEELSP15GB205	\$186	EA	Upgrade to 12" LED Slimline Tail/Turn/Stop Lights (Pair)	12VLEDSTOPSLIM	\$54	PKG
Spare 15" Aluminum Wheel w/ 205/75R15 Tire	WHEELSP15A205	\$325	EA	Recessed LED "Puck" Light Package (Interior) (8)	12VLEDPUCKPKG8	\$227	PKG
2024 Interior Elevated Spare Tire Mount (Universal Fitment)	WHEELMOUNTELEV24	\$119	EA	Round LED Flush Mount Dome Lights (1) 12V Wall Switch			
RAMP OPTIONS				INTERIOR			
Upgrade to Rear Ramp Door w/ Spring Assist & Starter Flap (From Barn Door)	RAMPENC	\$406	PKG	Upgrade to White Vinyl Backed Luan Walls w/ Divider (From 3/8" WR)	WALL38WRTOWL	\$11	PBF
TIE DOWN OPTIONS				White Vinyl Backed Luan Ceiling	CEILWHITEVINYL	\$22	PBF
5000# Recessed Heavy Duty D-Ring w/ Backing Plate (Installed)	DRING5000DP	\$47	EA	EXTERIOR			
				Two-Tone Color Package w/ 6" Anodized Divider	TRIMTT6	\$315	PKG
				Upgrade to 36" Stoneguard (From 24"; V-Nose)	TRIM36SGUP	\$279	EA

ENCLOSED 7-WIDE

STANDARD FEATURES

- All-Aluminum Construction
- One-Piece Aluminum Roof
- Sloped V-Nose Construction
- 24" Stoneguard
- Dexter Torsion Ride Axles
- Double Barn Doors
- Roof Vent
- (3) Interior LED Dome Lights w/ Wall Switch
- Exterior LED Lighting
- 3/4" Water Resistant Decking
- 3/8" Water Resistant Walls
- 2-5/16" A-Frame Coupler
- Safety Chains
- Smooth .030 Bonded Side Panels
- Limited Lifetime Warranty

TRAILER MODEL	Cargo 7x12 TA	Cargo 7x14	Cargo 7x16	Cargo 7x18	Cargo 7x20
Item Number	C7X12TA-IF	C7X14-IF	C7X16-IF	C7X18-IF	C7X20-IF
Subframe	2" x 5"	2" x 5"	2" x 5"	2" x 5"	2" x 5"
Floor Studs	24" O/C	24" O/C	24" O/C	24" O/C	24" O/C
Wall & Roof Studs	16" O/C	16" O/C	16" O/C	16" O/C	16" O/C
Box WxLxH	84" x 12' x 78"	84" x 14' x 78"	84" x 16' x 78"	84" x 18' x 78"	84" x 20' x 78"
Interior WxLxH	81" x 11'10" x 76"	81" x 13'10" x 76"	81" x 15'10" x 76"	81" x 17'10" x 76"	81" x 19'10" x 76"
Overall WxLxH	102" x 17'10" x 90"	102" x 19'10" x 90"	102" x 21'10" x 90"	102" x 23'10" x 90"	102" x 23'10" x 90"
Deck Height	13"	13"	13"	13"	13"
Hitch Height	12"	12"	12"	12"	12"
Rear Door Opening WxH	76" x 72"	76" x 72"	76" x 72"	76" x 72"	76" x 72"
V-Nose	60"	60"	60"	60"	60"
Axle(s) - Qty/Rating	2-3500# Braked	2-3500# Braked	2-3500# Braked	2-3500# Braked	2-3500# Braked
GVWR	7000#	7000#	7000#	7000#	7000#
Wheels	15" Gloss Black Mod	15" Gloss Black Mod	15" Gloss Black Mod	15" Gloss Black Mod	15" Gloss Black Mod
Tires	205/75R15	205/75R15	205/75R15	205/75R15	205/75R15
Side Door	32" x 66"	32" x 66"	32" x 66"	32" x 66"	32" x 66"
Power Connection	7-Way Round	7-Way Round	7-Way Round	7-Way Round	7-Way Round
Coupler Rating/Ball Size	14000# / 2-5/16"	14000# / 2-5/16"	14000# / 2-5/16"	14000# / 2-5/16"	14000# / 2-5/16"
Jack	2000# Center Jack	2000# Center Jack	2000# Center Jack	2000# Center Jack	2000# Center Jack
Safety Chains					
Curb Weight	1450#	1750#	1900#	2075#	2275#
Payload	5550#	5250#	5100#	4925#	4725#
BASE PRICE	\$9,146	\$9,377	\$9,946	\$10,565	\$11,292

OPTIONS & ACCESSORIES (Expanded Option List can be found in Options Section)

CONSTRUCTION OPTIONS	ITEM NUMBER	PRICE	UOM	TIE DOWN OPTIONS	ITEM NUMBER	PRICE	UOM
Add 3" to Box Height	HEIGHT3	\$22	PBF	5000# Recessed Heavy Duty D-Ring w/ Backing Plate (Installed)	DRING5000DP	\$47	EA
Add 6" to Box Height	HEIGHT6	\$33	PBF	Zinc 6000# Recessed Swivel D-Ring w/ Backing Plate (Installed)	DRING6000Z	\$51	EA
Add 9" to Box Height	HEIGHT9	\$39	PBF				
Upgrade to 16" O/C Floor Studs (From 24" O/C; PBF)	FLOOR16OC	\$15	PBF				
AXLE OPTIONS				DOORS / WINDOWS / VENTS			
Upgrade to 2-5K Torsion Braked Axles & FRAME (From 2-3K Braked; Enclosed Models) ** Includes Axle Carrier Upgrade and 16" O/C Floor Stud Upgrade, & Upgrade to 15" 225 6lug tires **	AXLETOR6BRTOTOR10BRFR	\$2,197	PKG	Upgrade to 32"x72" Paddle Handle & Piano Hinge Side Access Door (From 66")	DOOR3272UP	\$44	EA
TIRE/WHEEL ASSEMBLIES & ACCESSORIES				12V LIGHTING & ELECTRICAL OPTIONS			
Upgrade to 15" Aluminum Wheels (Radial; From 15" 205 Silvermod Radial)	WHEELUP15STO15A	\$143	EA	LED Scare Light (Porch Light) w/ 12V Wall Switch	12VLEDSCARE	\$99	EA
Spare 15" Gloss Black Mod w/ 205/75R15 Tire	WHEELSP15GB205	\$186	EA	Upgrade to 12" LED Slimline Tail/Turn/Stop Lights (Pair)	12VLEDSTOPSLIM	\$54	PKG
Spare 15" Aluminum Wheel w/ 205/75R15 Tire	WHEELSP15A205	\$325	EA	Recessed LED "Puck" Light Package (Interior) (8)	12VLEDPUCKPKG8	\$227	PKG
2024 Interior Elevated Spare Tire Mount (Universal Fitment)	WHEELMOUNTELEV24	\$119	EA	Round LED Flush Mount Dome Lights (1) 12V Wall Switch			
RAMP OPTIONS				INTERIOR			
Rear Stowable Ramp Kit - (2) 26"x6' Ramps - Extrusion to Hook Ramps to - Ramps to Stow on Interior of Barn Doors - Add (2) Extra Strap Hinges to Each Barn Door - Ramp Lock Extrusion full width of each ramp on both ends	RAMPSTOWABLEKIT	\$681	PKG	Upgrade to White Vinyl Backed Luan Walls w/ Divider (From 3/8" WR)	WALL38WRTOWL	\$11	PBF
Upgrade to Rear Ramp Door w/ Spring Assist & Starter Flap (From Barn Door)	RAMPENC	\$406	PKG	White Vinyl Backed Luan Ceiling	CEILWHITEVINYL	\$22	PBF
				EXTERIOR			
				Two-Tone Color Package w/ 6" Anodized Divider	TRIMTT6	\$315	PKG
				Upgrade to 36" Stoneguard (From 24"; V-Nose)	TRIM36SGUP	\$279	EA

ENCLOSED 7.5-WIDE

STANDARD FEATURES

- All-Aluminum Construction
- One-Piece Aluminum Roof
- Sloped V-Nose Construction
- 24" Stoneguard
- Dexter Torsion Ride Axles
- Double Barn Doors
- Roof Vent
- (3) Interior LED Dome Lights w/ Wall Switch
- Exterior LED Lighting
- 3/4" Water Resistant Decking
- 3/8" Water Resistant Walls
- 2-5/16" A-Frame Coupler
- Safety Chains
- Smooth .030 Bonded Side Panels
- Limited Lifetime Warranty

TRAILER MODEL	Cargo 7.5x12 TA	Cargo 7.5x14	Cargo 7.5x16	Cargo 7.5x18	Cargo 7.5x20
Item Number	C7.5X12TA-IF	C7.5x14-IF	C7.5x16-IF	C7.5x18-IF	C7.5x20-IF
Subframe	2" x 5"	2" x 5"	2" x 5"	2" x 5"	2" x 5"
Floor Studs	24" O/C	24" O/C	24" O/C	24" O/C	24" O/C
Wall & Roof Studs	16" O/C	16" O/C	16" O/C	16" O/C	16" O/C
Box WxLxH	90" x 12' x 78"	90" x 14' x 78"	90" x 16' x 78"	90" x 18' x 78"	90" x 20' x 78"
Interior WxLxH	87" x 11'10" x 76"	87" x 13'10" x 76"	87" x 15'10" x 76"	87" x 17'10" x 76"	87" x 19'10" x 76"
Overall WxLxH	102" x 17'10" x 90"	102" x 19'10" x 90"	102" x 21'10" x 90"	102" x 23'10" x 90"	102" x 23'10" x 90"
Deck Height	13"	13"	13"	13"	13"
Hitch Height	12"	12"	12"	12"	12"
Rear Door Opening WxH	80" x 72"	80" x 72"	80" x 72"	80" x 72"	80" x 72"
V-Nose	60"	60"	60"	60"	60"
Axle(s) - Qty/Rating	2-3500# Braked	2-3500# Braked	2-3500# Braked	2-3500# Braked	2-3500# Braked
GVWR	7000#	7000#	7000#	7000#	7000#
Wheels	15" Gloss Black Mod	15" Gloss Black Mod	15" Gloss Black Mod	15" Gloss Black Mod	15" Gloss Black Mod
Tires	205/75R15	205/75R15	205/75R15	205/75R15	205/75R15
Side Door	32" x 66"	32" x 66"	32" x 66"	32" x 66"	32" x 66"
Power Connection	7-Way Round	7-Way Round	7-Way Round	7-Way Round	7-Way Round
Coupler Rating/Ball Size	14000# / 2-5/16"	14000# / 2-5/16"	14000# / 2-5/16"	14000# / 2-5/16"	14000# / 2-5/16"
Jack	2000# Center Jack	2000# Center Jack	2000# Center Jack	2000# Center Jack	2000# Center Jack
Safety Chains					
Curb Weight	1450#	1750#	1900#	2075#	2275#
Payload	5550#	5250#	5100#	4925#	4725#
BASE PRICE	\$9,799	\$10,344	\$10,711	\$11,239	\$11,784

OPTIONS & ACCESSORIES (Expanded Option List can be found in Options Section)

CONSTRUCTION OPTIONS	ITEM NUMBER	PRICE	UOM	TIE DOWN OPTIONS	ITEM NUMBER	PRICE	UOM
Add 3" to Box Height	HEIGHT3	\$22	PBF	5000# Recessed Heavy Duty D-Ring w/ Backing Plate (Installed)	DRING5000DP	\$47	EA
Add 6" to Box Height	HEIGHT6	\$33	PBF	Zinc 6000# Recessed Swivel D-Ring w/ Backing Plate (Installed)	DRING6000Z	\$51	EA
Add 9" to Box Height	HEIGHT9	\$39	PBF				
Upgrade to 16" O/C Floor Studs (From 24" O/C; PBF)	FLOOR16OC	\$15	PBF				
AXLE OPTIONS				DOORS / WINDOWS / VENTS			
Upgrade to 2-5K Torsion Braked Axles & FRAME (From 2-3K Braked; Enclosed Models) ** Includes Axle Carrier Upgrade and 16" O/C Floor Stud Upgrade, & Upgrade to 15" 225 6lug tires **	AXLETOR6BRTOTOR10BRFR	\$2,197	PKG	Upgrade to 32"x72" Paddle Handle & Piano Hinge Side Access Door (From 66")	DOOR3272UP	\$44	EA
TIRE/WHEEL ASSEMBLIES & ACCESSORIES				12V LIGHTING & ELECTRICAL OPTIONS			
Upgrade to 15" Aluminum Wheels (Radial; From 15" 205 Silvermod Radial)	WHEELUP15STO15A	\$143	EA	LED Scare Light (Porch Light) w/ 12V Wall Switch	12VLEDSCARE	\$99	EA
Spare 15" Gloss Black Mod w/ 205/75R15 Tire	WHEELSP15GB205	\$186	EA	Upgrade to 12" LED Slimline Tail/Turn/Stop Lights (Pair)	12VLEDSTOPSLIM	\$54	PKG
Spare 15" Aluminum Wheel w/ 205/75R15 Tire	WHEELSP15A205	\$325	EA	Recessed LED "Puck" Light Package (Interior) (8)	12VLEDPUCKPKG8	\$227	PKG
2024 Interior Elevated Spare Tire Mount (Universal Fitment)	WHEELMOUNTELEV24	\$119	EA	Round LED Flush Mount Dome Lights (1) 12V Wall Switch			
RAMP OPTIONS				INTERIOR			
Rear Stowable Ramp Kit - (2) 26"x6' Ramps - Extrusion to Hook Ramps to - Ramps to Stow on Interior of Barn Doors - Add (2) Extra Strap Hinges to Each Barn Door - Ramp Lock Extrusion full width of each ramp on both ends	RAMPSTOWABLEKIT	\$681	PKG	Upgrade to White Vinyl Backed Luan Walls w/ Divider (From 3/8" WR)	WALL38WRTOWL	\$11	PBF
Upgrade to Rear Ramp Door w/ Spring Assist & Starter Flap (From Barn Door)	RAMPENC	\$406	PKG	White Vinyl Backed Luan Ceiling	CEILWHITEVINYL	\$22	PBF
				EXTERIOR			
				Two-Tone Color Package w/ 6" Anodized Divider	TRIMTT6	\$315	PKG
				Upgrade to 36" Stoneguard (From 24"; V-Nose)	TRIM36SGUP	\$279	EA

ENCLOSED 8.5-WIDE

STANDARD FEATURES

- All-Aluminum Construction
- One-Piece Aluminum Roof
- Sloped V-Nose Construction
- A-Frame Tongue
- 24" Stoneguard
- Dexter Torsion Ride Axles
- Double Barn Doors
- Roof Vent
- (3) Interior LED Dome Lights w/ Wall Switch
- Exterior LED Lighting
- 3/4" Water Resistant Decking
- 3/8" Water Resistant Walls
- 2-5/16" A-Frame Coupler
- Safety Chains
- Polished Aluminum Fenders
- Smooth .030 Bonded Side Panels
- Limited Lifetime Warranty

TRAILER MODEL	Cargo 8.5x12	Cargo 8.5x14	Cargo 8.5x16	Cargo 8.5x18	Cargo 8.5x20
Item Number	C8.5X12CARGO-IF	C8.5X14CARGO-IF	C8.5X16CARGO-IF	C8.5X18CARGO-IF	C8.5X20CARGO-IF
Subframe	2" x 5"	2" x 5"	2" x 5"	2" x 5"	2" x 5"
Floor Studs	24" O/C	24" O/C	24" O/C	24" O/C	24" O/C
Wall & Roof Studs	16" O/C	16" O/C	16" O/C	16" O/C	16" O/C
Box WxLxH	99" x 12' x 78"	99" x 14' x 78"	99" x 16' x 78"	99" x 18' x 78"	99" x 20' x 78"
Interior WxLxH	96" x 11'10" x 76"	96" x 13'10" x 76"	96" x 15'10" x 76"	96" x 17'10" x 76"	96" x 19'10" x 76"
Overall WxLxH	102" x 18'8" x 92"	102" x 20'8" x 92"	102" x 22'8" x 92"	102" x 24'8" x 92"	102" x 26'8" x 92"
Deck Height	15"	15"	15"	15"	15"
Hitch Height	14"	14"	14"	14"	14"
Rear Door Opening WxH	89" x 72"	89" x 72"	89" x 72"	89" x 72"	89" x 72"
V-Nose	53"	53"	53"	53"	53"
Axle(s) - Qty/Rating	2-3500# Braked	2-3500# Braked	2-3500# Braked	2-3500# Braked	2-3500# Braked
GVWR	7000#	7000#	7000#	7000#	7000#
Wheels	15" Gloss Black Mod	15" Gloss Black Mod	15" Gloss Black Mod	15" Gloss Black Mod	15" Gloss Black Mod
Tires	205/75R15	205/75R15	205/75R15	205/75R15	205/75R15
Side Door	32" x 66"	32" x 66"	32" x 66"	32" x 66"	32" x 66"
Power Connection	7-Way Round	7-Way Round	7-Way Round	7-Way Round	7-Way Round
Coupler Rating/Ball Size	15000# / 2-5/16"	15000# / 2-5/16"	15000# / 2-5/16"	15000# / 2-5/16"	15000# / 2-5/16"
Jack	2000# Center Jack	2000# Center Jack	2000# Center Jack	2000# Center Jack	2000# Center Jack
Safety Chains					
Curb Weight	1850#	1950#	2050#	2275#	2475#
Payload	5150#	5050#	4950#	4725#	4525#
BASE PRICE	\$9,848	\$10,546	\$11,078	\$11,609	\$12,302

OPTIONS & ACCESSORIES (Expanded Option List can be found in Options Section)

CONSTRUCTION OPTIONS	ITEM NUMBER	PRICE	UOM	TIE DOWN OPTIONS	ITEM NUMBER	PRICE	UOM
Add 3" to Box Height	HEIGHT3	\$22	PBF	Zinc 6000# Recessed Swivel D-Ring w/ Backing Plate (Installed)	DRING6000Z	\$51	EA
Add 6" to Box Height	HEIGHT6	\$33	PBF				
Add 9" to Box Height	HEIGHT9	\$39	PBF				
Upgrade to 16" O/C Floor Studs (From 24" O/C; PBF)	FLOOR16OC	\$15	PBF	DOORS / WINDOWS / VENTS			
				Upgrade to 32"x72" Paddle Handle & Piano Hinge Side Access Door (From 66")	DOOR3272UP	\$44	EA
AXLE OPTIONS				12V LIGHTING & ELECTRICAL OPTIONS			
Upgrade to 2-5K Torsion Braked Axles & FRAME (From 2-3K Braked; Enclosed Models) ** Includes Axle Carrier Upgrade and 16" O/C Floor Stud Upgrade, & Upgrade to 15" 225 6lug tires **	AXLETOR6BRTOTOR10BRFR	\$2,197	PKG	LED Scare Light (Porch Light) w/ 12V Wall Switch	12VLEDSCARE	\$99	EA
				Upgrade to 12" LED Slimline Tail/Turn/Stop Lights (Pair)	12VLEDSTOPSLIM	\$54	PKG
TIRE/WHEEL ASSEMBLIES & ACCESSORIES				Recessed LED "Puck" Light Package (Interior) (8)	12VLEDPUCKPKG8	\$227	PKG
Upgrade to 15" Aluminum Wheels (Radial; From 15" 205 Silvermod Radial)	WHEELUP15STO15A	\$143	EA	Round LED Flush Mount Dome Lights (1) 12V Wall Switch			
Spare 15" Gloss Black Mod w/ 205/75R15 Tire	WHEELSP15GB205	\$186	EA	INTERIOR			
Spare 15" Aluminum Wheel w/ 205/75R15 Tire	WHEELSP15A205	\$325	EA	Upgrade to White Vinyl Backed Luan Walls w/ Divider (From 3/8" WR)	WALL38WRTOWL	\$11	PBF
2024 Interior Elevated Spare Tire Mount (Universal Fitment)	WHEELMOUNTELEV24	\$119	EA	White Vinyl Backed Luan Ceiling	CEILWHITEVINYL	\$22	PBF
RAMP OPTIONS				EXTERIOR			
Upgrade to Rear Ramp Door w/ Spring Assist & Starter Flap (From Barn Door)	RAMPENC	\$406	PKG	Two-Tone Color Package w/ 6" Anodized Divider	TRIMTT6	\$315	PKG
				Upgrade to 36" Stoneguard (From 24"; V-Nose)	TRIM36SGUP	\$279	EA
TIE DOWN OPTIONS							
5000# Recessed Heavy Duty D-Ring w/ Backing Plate (Installed)	DRING5000DP	\$47	EA				

ENCLOSED MOTORCYCLE

STANDARD FEATURES

- All-Aluminum Construction
- Integrated Frame
- V-Nose Construction
- 24" Stoneguard
- Dexter Torsion Ride Axles
- Tandem Motorcycle Wheel Chocks w/ (8) Surface Mount D-Rings
- Rear Ramp w/ Spring Assist & Starter Flap
- Roof Vent
- (3) Interior LED Dome Lights w/ Wall Switch
- Exterior LED Lighting
- 3/4" Water Resistant Decking
- White Luan Backed Vinyl Walls
- Elevated Spare Tire Mount
- Rear Stabilizer Jacks (2)
- 2" Coupler
- Safety Chains
- Limited Lifetime Warranty



TRAILER MODEL	7X12 Enclosed Motorcycle Trailer	7X14 Enclosed Motorcycle Trailer	
Item Number	CEM7X12TA-IF	CEM7X14-IF	
Subframe	2" x 3"	2" x 3"	
Floor Studs	24" O/C	24" O/C	
Wall & Roof Studs	16" O/C	16" O/C	
Box WxLxH	84" x 12' x 72"	84" x 14' x 72"	
Interior WxLxH	81" x 11'10" x 70"	81" x 11'10" x 70"	
Overall WxLxH	102" x 18'4" x 85"	102" x 20'2" x 85"	
Deck Height	13"	13"	
Hitch Height	12"	12"	
Rear Door Opening WxH	74" x 66"	74" x 66"	
V-Nose	60"	60"	
Axle(s) - Qty/Rating	2-3500# Braked	2-3500# Braked	
GVWR	6000#	6000#	
Wheels	15" Aluminum	15" Aluminum	
Tires	205/75R15	205/75R15	
Side Door	32" x 58"	32" x 58"	
Power Connection	7-Way Round	7-Way Round	
Coupler Rating/Ball Size	8000# / 2"	8000# / 2"	
Jack	2000# Center Jack	2000# Center Jack	
Safety Chains			
Curb Weight	1525#	1700#	
Payload	4475#	4300#	
BASE PRICE	\$9,594	\$10,236	

OPTIONS & ACCESSORIES (Expanded Option List can be found in Options Section)

CONSTRUCTION OPTIONS	ITEM NUMBER	PRICE	UOM	12V LIGHTING & ELECTRICAL OPTIONS	ITEM NUMBER	PRICE	UOM
Add 3" to Box Height	HEIGHT3	\$22	PBF	Upgrade to 12V Electric Pedestal Jack w/ Battery & Box installed	12VPEDJACK	\$716	PKG
Add 6" to Box Height	HEIGHT6	\$33	PBF	LED Scare Light (Porch Light) w/ 12V Wall Switch	12VLEDSCARE	\$99	EA
Add 9" to Box Height	HEIGHT9	\$39	PBF	Recessed LED "Puck" Light Package (Interior) (8)	12VLEDPUCKPKG8	\$227	PKG
Upgrade to Cast Corner Construction w/ Anodized Radius Wrap	CASTCORNERUP	\$485	PKG	Round LED Flush Mount Dome Lights (1) 12V Wall Switch			
TIRE/WHEEL ASSEMBLIES & ACCESSORIES				FLOORING OPTIONS			
Spare 15" Gloss Black Mod w/ 205/75R15 Tire	WHEELSP15GB205	\$186	EA	Upgrade to 3/4" Quad Ply Decking (Non-Skid Surface, FRP Backer; PBF)	FLOOR34QUADPLY	\$58	PBF
Spare 15" Aluminum Wheel w/ 205/75R15 Tire	WHEELSP15A205	\$325	EA	Upgrade to TPO Coin Flooring (Black, PLF)	FLOORPOCOIN	\$38	PLF
Spare Tire Mount (Diamond Plate; Exterior Wall)	WHEELMOUNTELEVEXT	\$163	EA	Upgrade to Extruded Aluminum Floor (Charge for Ramp and V-Nose; PLF)	FLOOREXTRUDED	\$86	PLF
Deluxe Recessed Spare Tire Well (Diamond Plate w/ Hatch Cover)	WHEELMOUNTREC	\$433	EA	CABINET OPTIONS			
TIE DOWN OPTIONS				V-Nose Overhead 2 Door for 84" Wide Trailer	CABOHV842D	\$382	EA
Zinc 6000# Recessed Swivel D-Ring w/ Backing Plate (Installed)	DRING6000Z	\$51	EA	V-Nose Base Cabinet 2-Door for 84" Wide Trailer	CABBSV842D	\$800	EA
Airline Track (Recessed in Floor; Aluminum, PLF)	ATRACKRECFL	\$22	PLF				
Aluminum E-Track Surface-Mounted on Walls (PLF)	ETRACKWALLSURA	\$27	PLF				



ENCLOSED MOTORCYCLE/UTV PINNACLE SERIES

STANDARD FEATURES

- All-Aluminum Construction
 - One Piece Aluminum Roof
 - Integrated Frame
 - Front Style: Flat Front w/ Cast Corners
 - Tri-Frame Tongue
 - 24" Stoneguard
 - Dexter Torsion Ride Axles
 - Spread Axle Design
 - (3) Rows of Surface Mounted Airline Track
 - Rear Ramp w/ Spring Assist
 - Premium Aluminum Ramp Hinges
- Freezer Latch System for Rear Ramp
 - Aluminum Salem Vents
 - (16) Interior LED Puck Lights
 - LED Porch Light Over Side Access Door
 - Premium Exterior Light Package (Integrated Slim Brake and Backup Lights & Clear Lense Marker Lights)
 - Rubber TPO Decking (Box & Ramp)
 - .030 Bonded Walls and Ceiling (WHITE Skin)
 - Extruded Kickpanel (BLACK)
 - Interior Cove Trim (BLACK)
- (2) 30" Premium Over Cabinets, & Centered 24" Wardrobe Cabinet (Black Trim, Exterior Skin Color Match)
 - DP Tongue Cover
 - Drop Down - Rear Corners Jacks (Pair)
 - Safety Chains
 - 2020 Rear Canopy (Spoiler System) w/ LED Load Lights
 - Screwless .030 Bonded Sides
 - 7" Base Rail & 3" Top Rail Trim
 - Limited Lifetime Warranty

TRAILER MODEL	7.5 x 14 Pinnacle Motorcycle/UTV	7.5 x 16 Pinnacle Motorcycle/UTV	
Item Number	CEM7.5X14-PPSUTV	CEM7.5X16-PPSUTV	
Subframe	2" x 5"	2" x 5"	
Floor Studs	16" O/C	16" O/C	
Wall & Roof Studs	16" O/C	16" O/C	
Box WxLxH	90" x 14' x 84"	90" x 16' x 84"	
Interior WxLxH	87" x 13'2" x 82"	87" x 15'2" x 82"	
Overall WxLxH	102" x 19'10" x 96"	102" x 21'10" x 96"	
Deck Height	13"	13"	
Hitch Height	12"	12"	
Rear Door Opening WxH	80" x 78"	80" x 78"	
Axle(s) - Qty/Rating	2-3500# Braked	2-3500# Braked	
GVWR	7000#	7000#	
Wheels	15" Aluminum	15" Aluminum	
Tires	205/75R15	205/75R15	
Side Door	32" x 78"	32" x 78"	
Power Connection	7-Way Round	7-Way Round	
Coupler Rating/Ball Size	/ 2-5/16"	/ 2-5/16"	
Jack	5000# Center Jack w/ Foot	5000# Center Jack w/ Foot	
Safety Chains			
Curb Weight	TBD	TBD	
Payload	TBD	TBD	
BASE PRICE	\$18,304	\$19,225	

OPTIONS & ACCESSORIES (Expanded Option List can be found in Options Section)

CONSTRUCTION OPTIONS	ITEM NUMBER	PRICE	UOM	EXTERIOR OPTIONS	ITEM NUMBER	PRICE	UOM
Add 3" to Box Height	HEIGHT3	\$22	PBF	Two-Tone Color Package w/ 6" Anodized Divider	TRIMTT6	\$315	PKG
Add 6" to Box Height	HEIGHT6	\$33	PBF	Two-Tone Color Package - No Anodized Divider	TRIMTTSP	\$150	PKG
Add 9" to Box Height	HEIGHT9	\$39	PBF	Upgrade to .040" Exterior Skin (Black, White, or Silver Only; Extended Lead Times May Apply; PBF)	SKIN040UP	\$64	PBF
				Sloped V-Nose	VNOSESLOPE	\$82	EA
TIRE/WHEEL ASSEMBLIES & ACCESSORIES							
Spare 15" Gloss Black Mod w/ 205/75R15 Tire	WHEELSP15GB205	\$186	EA				
2024 Interior Elevated Spare Tire Mount (Universal Fitment)	WHEELMOUNTELEV24	\$119	EA				
FLOORING OPTIONS							
Upgrade to Extruded Aluminum Decking from Rubber TPO Decking	FLOOREXTRUDEDTPO	\$64	PLF				

POPULAR ENCLOSED CARGO OPTIONS

ITEM NUMBER	CONSTRUCTION OPTIONS	PRICE	UOM
FLATFRONT	Flat Front Construction	\$0	EA
CASTCORNERUP	Cast Polished Corners for Flat Front	\$485	PKG
RADIUSROOF	Upgrade to Radius Roof Construction (Up to 30') (Sloped V-Nose, Cast Corners, & Rear Canopies Are Not Available With This Option)	\$33	PBF
VNOSEROUND2	2' Round Nose w/ Anodize Nose Cone	\$898	PKG
VNOSESLOPE	Add Slope in V-Nose	\$82	PKG
WALLINTSTUD	Upgrade to Integrated Wall Stud System – (2) Parallel Tracks Built into Studs, Installed 32" O/C, and Utilizes a 1/4" Carriage Bolt to Mount Items (PBF)	\$44	PBF
HEIGHT3	3" Extra Height	\$22	PBF
HEIGHT6	6" Extra Height	\$33	PBF
HEIGHT9	9" Extra Height	\$39	PBF
HEIGHT12	12" Extra Height	\$43	PBF
HEIGHT15	15" Extra Height (Requires .080 Wall Stud Upgrade and HD Rear Ramp)	\$54	PBF
HEIGHT18	18" Extra Height (Requires HD Ramp or Barn Door Upgrade & .080 Wall Stud Upgrade)	\$63	PBF
HEIGHT21	21" Extra Height (Requires .080 Wall Stud Upgrade and HD Rear Ramp)	\$73	PBF
HEIGHT24	24" Extra Height (Requires HD Ramp or Barn Door Upgrade & .080 Wall Stud Upgrade)	\$84	PBF
HEIGHTDED6	Height Decrease 6"	\$0	PBF
HEIGHTDED12	Height Decrease 12"	\$0	PBF
LENGTH26	Additional Length in 2' Intervals (6-Wide)	\$515	Per 2'
LENGTH27	Additional Length in 2' Intervals (7-Wide)	\$617	Per 2'
LENGTH275	Additional Length in 2' Intervals (7.5-Wide)	\$652	Per 2'
LENGTH285	Additional Length in 2' Intervals (8.5-Wide)	\$670	Per 2'
FRAMEUP2X8	Upgrade Trailer Sub Frame to 2"x8" (From 2"x6"; PBF) (Cargo Models Going to 12K GVWR Axles +)	\$94	PBF
BEAVERTAILCONSTR	Add Beavertail w/ Extra High Door (6-Wide +, 16' +)	\$881	EA
BEAVERVISIBLE	Reverse Beavertail Construction on (6-Wide +)	\$219	EA
TONGUE12EXT	12" Extended Tongue (For 3K Tandem Axle Enclosed with 2"x5" Frame) Includes Center Beam Upgrade	\$301	PKG
TONGUE16EXTCH	16" Extended Tongue (For 5K Tandem Axle Enclosed; Trailer Must Have 2"x6" Frame or Larger)	\$525	PKG
TONGUETRIPLETUBE	Upgrade to Triple Tube Tongue (Enclosed Cargo)	\$166	PKG
COUPLER2ATO2516A	Upgrade to 2-5/16" A-Frame Coupler (From 2" A-Frame Coupler)	\$81	EA
COUPLER2516STO2516ADJ	Upgrade to 3" Adjustable 2-5/16" A-Frame Coupler	\$165	EA
JACK8000PED	Upgrade to 8000# Pedestal Jack (From Wheel or Center Jack)	\$64	EA
JACK10000PED	Upgrade to 10000# Pedestal Jack (From Wheel or Center Jack)	\$81	EA
JACK5000CENTER	Upgrade to 5000# Center-Mount Wheel Jack (From 1500# Wheel Jack or 2000# Center Jack)	\$43	EA
FLOOR16OC	Upgrade to 16" O/C Floor Crossmembers	\$15	PBF
FLOOR12OC	Upgrade to 12" O/C Floor Studs (From 16" O/C; PBF)	\$32	PBF
WALL2X2UP	Upgrade Wall Studs to 2"x2", PBF	\$75	PBF
080WALLSTUD	Upgrade to .080 Wall Studs	\$36	PBF
CEIL2X2UP	Upgrade Ceiling Studs to 2"x2", PBF	\$39	PBF
WALKONROOF	Walk On Roof (Reinforced; PBF)	\$51	PBF
WINCHMOUNTHD	Heavy Duty Winch Mount (Winch Not Included)	\$298	EA
PLATFORMROOF8	8' Platform Roof w/ Ladder & Rail Kit	\$3,311	PKG
CATWALK10	10' Catwalk (Includes Ladder to Roof & 3 Ladder Racks)	\$1,342	PKG
CATWALK12	12' Catwalk (Includes Ladder to Roof & 3 Ladder Racks)	\$1,436	PKG
CATWALK14	14' Catwalk (Includes Ladder to Roof & 4 Ladder Racks)	\$1,729	PKG
CATWALK16	16' Catwalk (Includes Ladder to Roof & 4 Ladder Racks)	\$1,822	PKG
CATWALK18	18' Catwalk (Includes Ladder to Roof & 5 Ladder Racks)	\$2,116	PKG
CATWALK20	20' Catwalk (Includes Ladder to Roof & 6 Ladder Racks)	\$2,407	PKG
LADDEREXTERIOR	Ladder to Roof (Outside V-Nose)	\$264	EA
LADDERROLLER	Upgrade to Roller on Rear Ladder Rack	\$287	EA
LADDERRACKDEL	Ladder Racks	\$192	EA
CANOPYREAR2013	Rear Canopy Loading Light System - 2013 Version (Not Available w/ Radius Roof)	\$697	PKG
CANOPYREAR2020	Rear Canopy Loading Light System - 2020 Version (Not Available w/ Radius Roof)	\$315	PKG
ITEM NUMBER	DOORS, RAMPS & COMPARTMENTS	PRICE	UOM
DOOR2658	26"x58" Side Access Door w/ Paddle Handle and Piano Hinge	\$239	EA
DOOR3258	32"x58" Side Access Door w/ Paddle Handle and Piano Hinge	\$366	EA
DOOR3266	32"x66" Side Access Door w/ Paddle Handle and Piano Hinge	\$404	EA
DOOR3272	32"x72" Side Access Door w/ Paddle Handle and Piano Hinge	\$445	EA
DOOR3272RADIUSSCR	32"x72" Radius RV Door w/ Screen (Window Optional)	\$747	EA
DOOR3272UP	Upgrade to 32"x72" Side Access Door w/ Paddle Handle and Piano Hinge (From 66")	\$44	PKG
DOOR3272RADIUSUP	Upgrade to Dexter 32"x72" Radius Door **Trailer Must Have 32"x72" Piano Hinged Door Already**	\$309	PKG

POPULAR ENCLOSED CARGO OPTIONS

ITEM NUMBER	DOORS, RAMPS & COMPARTMENTS	PRICE	UOM
DOOR3272RADIUSCRUP	Upgrade to 32"x72" Radius RV Door w/ Screen (Window Optional) (From Stand. 32"x72" Side Access Door)	\$468	EA
DOOR36UP	Upgrade to 36" Wide Side Access Door (From 32")	\$70	EA
DOOR48UP	Upgrade to 48" Wide Side Access Door (From 32")	\$125	EA
DOOR4872	48"x72" Split Side Access Door(s)	\$1,082	EA
DOOR4872UP	Upgrade to 48"x72" Split Side Access Door(s) (From 32"x72" Side Access Door)	\$641	EA
DOOR78UP	Upgrade to 78"-Tall Side Access Door (From 72" (SAD) (Excludes Radius RV Door)	\$44	EA
RAMPENC	Upgrade to Rear Ramp Door w/ Spring Assist & Starter Flap (From Barn Door)	\$406	EA
RAMPCARHAULUP	Upgrade to Car-Hauler Grade Rear Ramp (From Standard Ramp)	\$447	EA
FLAPDPTRANS	Diamond Plate Transition Flap (Ramp to Box)	\$183	EA
STARTERALUM	Aluminum Starter Flap to Rear Ramp	\$297	EA
DOORBARNSIDE	Barn Doors on Side of Trailer (74"W x 72"H)	\$1,420	EA
RAMPSTIDE	Ramp Door w/ Spring Assist on Side of Trailer (74"W x 72"H)	\$1,420	EA
GEN3030DOOR	Generator Door (30"x30") w/ Salem Vent & Paddle Handle (Lockable)	\$395	EA
GEN3636DOOR	Generator Door (36"x36") w/ Salem Vent & Paddle Handle (Lockable)	\$442	EA
GEN303024COM	Generator Compartment (30"Hx30"Wx24"D) (Door Optional)	\$453	EA
GEN363624COM	Generator Compartment (36"Hx36"Wx24"D) (Door Optional)	\$478	EA
GENSLIDETRAY	Slide Out Generator Tray	\$971	EA
GENCOMINS	Upgrade to Insulated Generator Compartment (Requires Generator Compartment)	\$125	EA
PROPANE3030COM	Propane Compartment (30"H x 30"W x 24") w/ Vented Non Locking Door	\$794	EA
PROPANE3636COM	Propane Compartment (36"H x 36"W x 24") w/ Vented Non Locking Door	\$954	EA
DOOR1414FUEL	Fuel Door w/ Paddle Handle 14"x14"	\$144	EA
DOOR2424FUEL	Fuel Door w/ Paddle Handle 24"x24"	\$170	EA
DOOR4848CON	Concession Door 4'x4'	\$714	EA
DOOR4860CON	Concession Door 4'x6'	\$808	EA
DOOR4896CON	Concession Door 4'x8'	\$835	EA
DOOR4848ESCAPE	Escape Door 4'x4' - DRIVERSIDE OVER WHEEL WELL	\$540	EA
DOOR3030HATCH	Hatch Door 30"x30"	\$309	EA
STEPPULLOUTRV	RV-Style Pull-Out Step (Steel)	\$255	EA
STEPALUMFOLD	Aluminum Fold Down Step	\$132	EA
STEPALUMFOLDP	Powder Coated Aluminum Flip Down Step	\$183	EA
STEPALUMPULL	Aluminum Pull-Out Step	\$239	EA
STEPLOOP	Aluminum Loop Step Stationary	\$81	EA
STEPREAR	Rear Full Length Step Across Rear of Trailer (12" Deep with Expanded Aluminum on Top) (Barn Doors Only)	\$359	EA
DOORHANDLEAL	Aluminum Grab Handle For Side Access Door	\$32	EA
DOORKEYEDLHRR	Keyed Locking Hasps for Rear Ramp	\$90	SET
DOORLLATCH	Upgrade to L-Latches "Freezer latches" (Per Ramp, Replaces Locking Bars) (Premium Models w/ CH Grade Rear Ramp Only)	\$223	SET
DOORLOCKINGSAD	Locking Bar for Side Access Door	\$152	EA
DOORKEYLOCKSAD	Keyed Locking Hasps for Side Door Locking Bar	\$57	SET
DOORPHINGEFULLRUP	Upgrade to Full Piano Hinge For Rear Ramp	\$267	EA
DOORPHINGEFULLSADUP	Upgrade to Full Piano Hinge For Side Access Door	\$32	EA
RAMPAIRCURTAIN	Rear Door Air Curtain	\$769	EA
DOORSCREENRR	Pull Down Screen for Rear Door Opening	\$596	EA
DOORTENT	Pop Out Tent Bed (60"H x 80"L Rough Opening)	\$3,763	EA
DOORKEYLESS	Keyless Entry System (For Side Access Door)	\$332	SET
RAMPSTOWABLEKIT	Rear Stowable Ramp Kit (2) 26"x6' Ramps (Extrusion to Hook Ramps, Ramps to Stow Interior of Barn Doors, (4) Extra Strap Hinges)	\$681	PKG
ITEM NUMBER	EXTERIOR OPTIONS	PRICE	UOM
SKIN040UP	.040 Skin Upgrade (Black, White, & Silver Only)	\$64	PBF
SKIN050UP	.050 Skin Upgrade (Black & White Only)	\$91	PBF
SKINPOLYUP	Upgrade to .078 PolyCOR Exterior Skin (Available in Black, White, Charcoal & Silver)	\$35	PBF
TRIM12ANOD	Anodized Aluminum Side & Rear Trim Panel (12"; PBF)	\$22	PBF
TRIM12DP	Aluminum Diamond Plate Side & Rear Trim Panel (12"; PBF)	\$26	PBF
TRIM24ANOD	Anodized Aluminum Side & Rear Trim Panel (24"; PBF)	\$49	PBF
TRIM24DP	Aluminum Diamond Plate Side & Rear Trim Panel (24"; PBF)	\$50	PBF
TRIM7	Upgrade to Larger 7" Bottom Trim (PBF)	\$13	PBF
TRIM36SGUP	Upgrade to 36" Stone Guard from 24"	\$279	EA
TRIM48SGUP	Upgrade to 48" Stone Guard from 24"	\$360	EA
TRIMTTSP	Two-Tone Color Package - No Anodized Divider	\$150	EA

POPULAR ENCLOSED CARGO OPTIONS

ITEM NUMBER	EXTERIOR OPTIONS	PRICE	UOM
TRIMTT6	Two-Tone Color w/ 6" Anodized Divider	\$315	PKG
TRIMTT12	Two-Tone Color w/ 12" Anodized Divider	\$406	PKG
TRIMTT24	Two-Tone Color w/ 24" Anodized Divider	\$556	PKG
ITEM NUMBER	INTERIOR OPTIONS	PRICE	UOM
VNOSEANODIZEDNOSE	Upgrade to Anodized Nose Cone	\$161	PKG
DOTTAPE	Add Red & White DOT Tape to Trailer (PLF) ** Must Have On Any Trailer Over 10,000lb GVWR **	\$7	PLF
ROOFTRANS	Upgrade to Composite Translucent Roof (From Mill-Finish Aluminum; PBF)	\$16	PBF
WALL030BONDED	White .030 Aluminum Side Walls, Bonded	\$33	PBF
WALL030SCREWED	White .030 Aluminum Side Walls, Screwed	\$33	PBF
CEIL030BONDED	White .030 Aluminum Ceiling, Bonded	\$38	PBF
CEIL030SCREWED	White .030 Aluminum Ceiling, Screwed	\$38	PBF
CEILWHITEVINYL	White Vinyl Backed Luan (Ceiling Only; PBF)	\$22	PBF
WALL38WRT038PLY	Upgrade to 3/8" Plywood Walls (From 3/8" Water Resistant) **May Extend Lead Time**	\$22	PBF
WALL38WRTOWL	Upgrade to White Vinyl Faced Luan Walls (From 3/8" Water Resistant)	\$11	PBF
WALL38WHITEVINPLY	Upgrade to White Vinyl Backed 3/8" Plywood (From 3/8" Water Resistant; PBF)	\$69	PBF
WALLWLTO38WR	Upgrade to 3/8" Water Resistant Walls (Cargo Trailers; From White Luan Walls; PBF)	\$0	PBF
WALLWLTO38PLY	Upgrade to 3/8" Plywood Walls (Cargo Trailers; From White Luan Walls; PBF)	\$23	PBF
WALL12PLYCARUP	Upgrade to 1/2" Plywood Walls (Cargo Trailers; PBF)	\$45	PBF
WALL34INS	3/4" Foam Insulation (Side Walls; PBF)	\$25	PBF
CEIL34INS	3/4" Foam Insulation - Ceiling (Require Ceiling liner)	\$20	PBF
CEIL2INS	2" Foam Insulation (Ceiling Only; PBF)	\$45	PBF
WALL030COVE	.030 Aluminum Cove (All Colors)	\$36	PBF
WALLANONCOVE	Anodized Roof Coves	\$42	PBF
SPRINGCOVERANO	Anodized Spring Cover	\$146	EA
DPSPRINGCOV	Diamond Plate Spring Cover	\$183	EA
SPRINGCOVER03045	.030" Aluminum Spring Assist Cover for 4/5-Wide Rear Ramp Door	\$133	EA
SPRINGCOVER030REAR	.030" Aluminum Spring Assist Cover for Rear Ramp Door	\$133	EA
PARTITIONWALL	Partition Wall w/ 32" Access Door	\$754	EA
WALL6DPKP	Diamond Plate Kickplate (6")	\$15	PBF
WALL12DPKP	Diamond Plate Kick Plate (12")	\$22	PBF
WALL24DPKP	Diamond Plate Kickplate (24")	\$50	PBF
WALL12WRKP	Water Resistant Kick Plate (12")	\$10	PBF
WALL6EXTKP	Extruded Aluminum Kick Plate (6")	\$17	PBF
WALLCARPET3	Carpet on Walls (Charcoal Only, 3' Up on Walls, Calculate 4' for V)	\$24	PLF
WALLTPO3	Upgrade to Black TPO Coin Walls (3' Up Wall, Count 4' V-Nose; PLF)	\$60	PLF
ITEM NUMBER	FLOORING	PRICE	UOM
FLOOR58WRT034WR	Upgrade to 3/4" Water Resistant Decking (From 5/8" Water Resistant Decking) (PBF)	\$12	PBF
FLOOR34WRT034PT	Upgrade to 3/4" Pressure Treated Plywood (From 3/4" Water Resistant Decking)	\$20	PBF
FLOOR34QUADPLY	Upgrade to 3/4" Quad Ply Decking (Non-Skid Surface, FRP Backer; PBF)	\$58	PBF
FLOORADD34WR	Additional Layer of 3/4" Water Resistant Decking	\$36	PBF
FLOOREXTRUDED	Upgrade to Extruded Aluminum Floor (Charge for Ramp and V-Nose; PLF)	\$86	PLF
FLOOR045DP	Aluminum Diamond Plate Floor Overlay (.045") (PLF)	\$58	PLF
FLOORBLACKMARBLE	Upgrade to Black Marble Vinyl Flooring (PLF)	\$51	PLF
FLOORCHECKER	Upgrade to Checkerboard Vinyl Flooring (Black & White; PLF)	\$64	PLF
FLOOREPOXY	Painted Epoxy Floor Covering (PBF)	\$24	PBF
FLOORRUBBERCOIN	Upgrade to Rubber Coin Flooring (Black; PLF)	\$83	PLF
FLOORPOCOIN	Upgrade to TPO Coin Flooring (Black)	\$38	PLF
FLOOREXTRUDEDTPO	Upgrade to Extruded Aluminum Floor From Rubber TPO Floor [Charge for Ramp and V-Nose; Include Starter Flap (If Added to Order)] (PLF)	\$64	PLF
FLOORCARPET	Upgrade to Charcoal Carpet Flooring (PLF)	\$32	PLF
FLOOR34INSUL	Upgrade to 3/4" Foam Insulated Floor	\$94	PBF
FLOOR056DP12SINGLE	Aluminum Diamond Plate Runner (12" Single Row; .056") (PLF)	\$17	PLF
FLOOR056DP12DBL	Aluminum Diamond Plate Runner (12" Double Rows; .056") (PLF)	\$27	PLF
ITEM NUMBER	TIRE/WHEEL ASSEMBLIES & ACCESSORIES	PRICE	UOM
WHEELUP13STO13A	Upgrade to 13" Aluminum (Radial; From 13" Silver Mod Wheels)	\$131	EA
WHEELUP13STO15S	Upgrade to 15" Silver Mod (Radial; From 13" Silver Mod Wheels; Includes Fender Upgrade)	\$50	EA
WHEELUP15S205TO15S225	Upgrade to 15" 225 Silver Mod Wheels (Radial; From 15" 205 Silver Mod Radial)	\$57	EA
WHEELUP15STO15A	Upgrade to 15" Aluminum (Radial; From 15" Silver Mod Radial Wheels)	\$143	EA
WHEELUP15STO15BA	Upgrade to 15" BLACK Aluminum (Radial; From 15" Silver Mod Radial Wheels)	\$143	EA
WHEELUP15STO15FB	Upgrade to 15" Flat Black Mod (Radial; From 15" Silver Mod Radial Wheels) **SPECIAL ORDER**	\$54	EA

POPULAR ENCLOSED CARGO OPTIONS

ITEM NUMBER	TIRE/WHEEL ASSEMBLIES & ACCESSORIES	PRICE	UOM
WHEELUP15STO15G	Upgrade to 15" Galvanized (Radial; From 15" Silver Mod Radial Wheels)	\$42	EA
WHEELUP15S225TO15A225	Upgrade to 15" 225 Aluminum Wheels (Radial; From 15" 225 Silver Mod Radial)	\$143	EA
WHEELUP15S225TO15BA225	Upgrade to 15" 225 BLACK Aluminum Wheels (Radial; From 15" 225 Silver Mod Radial)	\$143	EA
WHEELUP15S225TO15FB225	Upgrade to 15" 225 Flat Black Mod (Radial; From 15" 225 Silver Mod Radial Wheels) **SPECIAL ORDER**	\$54	EA
WHEELUP15S225TO16SM	Upgrade to 16" Silver Mod Wheels (Radial; From 15" 225 Silver Mod Radial)	\$80	EA
WHEELUP15A225TO16A	Upgrade to 16" Aluminum Wheels (Radial; From 15" 225 Aluminum)	\$80	EA
WHEELUP15A225TO16BA	Upgrade to 16" BLACK Aluminum Wheels (Radial; From 15" 225 Aluminum)	\$80	EA
WHEELUP16SMT016GSM	Upgrade to 16" G-Rated Silver Mod Wheels (Radial; From 16" Silver Mod Radial)	\$130	EA
WHEELUP16STO16A	Upgrade to 16" Aluminum Wheels (Radial; From 16" Silver Mod Wheels)	\$186	EA
WHEELUP16STO16BA	Upgrade to 16" Black Aluminum Wheels (Radial; From 16" Silver Mod Wheels)	\$186	EA
WHEELUPATOBA	Upgrade to Black Aluminum Rims from Aluminum (Same Size)	\$0	EA
WHEELSP13SILV	Spare 13" Silver Mod Wheel w/ 175/80R13 Tire	\$183	EA
WHEELSP13A	Spare 13" Aluminum Wheel w/ 175/80R13 Tire	\$261	EA
WHEELSP13GALVRAD	Spare 13" Galvanized Wheel w/ 175/80R13 Tire	\$205	EA
WHEELSP15GB205	Spare 15" Gloss Black Mod w/ 205/75R15 Tire	\$186	EA
WHEELSP15A205	Spare 15" Aluminum Wheel w/ 205/75R15 Tire	\$325	EA
WHEELSP15BA205	Spare 15" Black Aluminum Wheel w/ 205/75R15 Tire	\$325	EA
WHEELSP15GALVRAD	Spare 15" Galvanized Wheel w/ 205/75R15 Tire	\$221	EA
WHEELSP15SILV2255	Spare 15" Silver Mod Wheel w/ 225/75R15 Tire (5-Lug)	\$231	EA
WHEELSP15GB225	Spare 15" Gloss Black Mod 225/75R15 Tire (6-Lug)	\$231	EA
WHEELSP15A2255	Spare 15" Aluminum Wheel w/ 225/75R15 Tire (5-Lug)	\$372	EA
WHEELSP15A225	Spare 15" Aluminum Wheel w/ 225/75R15 Tire (6-Lug)	\$372	EA
WHEELSP15BA225	Spare 15" Black Aluminum Wheel w/ 225/75R15 Tire	\$372	EA
WHEELSP16SILV235	Spare 16" Silver Mod Wheel w/ 235/80R16 Tire	\$307	EA
WHEELSP16A235	Spare 16" Aluminum Wheel w/ 235/80R16 Tire	\$493	EA
WHEELSP16BA235	Spare 16" Black Aluminum Wheel w/ 235/80R16 Tire	\$493	EA
WHEELSP16GSILV235	Spare 16" G-Rated Silver Mod Wheel w/ 235/80R16 Tire (14 Ply Rating)	\$453	EA
WHEELMOUNTELEV24	2024 Interior Elevated Spare Tire Mount (Universal Fitment)	\$119	EA
WHEELMOUNTELEVEXT	Exterior Elevated Spare Tire Mount (Diamond Plate; Exterior Wall)	\$163	EA
WHEELMOUNTFLOOR	Spare Tire Mount (Interior; Floor Level)	\$69	EA
WHEELMOUNTREC	Deluxe Recessed Spare Tire Well (Diamond Plate w/ Hatch Cover)	\$433	EA
ITEM NUMBER	AXLES	PRICE	UOM
AXLETOR3IDTOTOR3BR	Upgrade to 1-3K Torsion Braked Axle (From 1-3K Torsion Idler) ** Trailer Must Have at Least 12" E-Rated Tires **	\$359	PKG
AXLETOR3IDTOTOR6BR	Upgrade to 2-3K Torsion Braked Axles (From 1-3K Torsion Idler)	\$1,551	PKG
AXLETOR6BRTOTOR10BRFR	Upgrade to 2-5K Torsion Braked Axles & FRAME (From 2-3K Braked; Enclosed Models) ** Includes Axle Carrier	\$2,197	PKG
AXLETOR10BRTOTOR12BR	Upgrade and 16" O/C Floor Stud Upgrade, & Upgrade to 15" 225 6lug tires **		
AXLETOR10BRTOTOR14BR	Upgrade to 2-6k Torsion Braked Axles (From 2-5K Torsion Braked; Includes 16" Tire Upgrade) (2x8 Frame Upgrade Required)	\$579	PKG
AXLETOR10BRTOTOR14BR	Upgrade to 2-7K Torsion Braked Axles (From 2-5K Braked; Includes 16" Tire Upgrade) (2x8 Frame Upgrade Required)	\$1,340	PKG
AXLETORTOHYD	Upgrade to 2-3K Hydraulic Braked Axles (From 2-3K Torsion Braked)	\$1,909	PKG
AXLESPREADUPIF	Spread Axle Upgrade (w/ Individual Fenders) (7 & 7.5 Wide Trailers)	\$547	PKG
AXLESPREADUPTFS	Spread Axle Upgrade (w/ Tapered Fender Skirting) (8 Wide Models)	\$547	PKG
AXLESURGEBRUP	Upgrade to Surge Brakes (From Compatible Brake Size)	\$1,564	PKG
AXLE0	Upgrade to Zero Degree Axle(s)	\$0	PKG
AXLE22.5DOWN	Upgrade to 22.5 Degree Down Axle(s)	\$0	PKG
AXLE45DOWN	Upgrade to 45 Degree Down Axle(s)	\$0	PKG
AXLEGALVTORSION	Upgrade to Galvanized Axle (Torsion) (Minimum 4 Week Lead Time)	\$117	PKG
ITEM NUMBER	TIE-DOWNS	PRICE	UOM
DRINGSURFACE	Light Duty Surface-Mounted D-Ring (Installed)	\$29	EA
DRINGSLIDING	Light Duty Sliding D-Ring (For Recessed Slide Track; Installed)	\$29	EA
DRINGSLIDINGPOW	Upgrade to Powder Coated Sliding D-Ring (From Existing Sliding D-Ring)	\$11	EA
DRING5000DP	Heavy-Duty Recessed 5000# D-Rings w/ Backing Plate	\$47	EA
DRING6000Z	Heavy-Duty Recessed 6000# Swivel D-Rings w/ Backing Plate (Zinc)	\$51	EA
DRING6000SS	Heavy-Duty Recessed 6000# Swivel D-Rings w/ Backing Plate (Stainless Steel)	\$69	EA
CHOCKSINLDPKG	Recessed Flip-Up Motorcycle Wheel Chock w/ (4) Surface-Mounted D-Rings	\$166	PKG
CHOCKSINHDPKG	Recessed Flip-Up Motorcycle Wheel Chock w/ (4) Recessed Heavy Duty D-Rings	\$277	PKG
CHOCKREC	Recessed Flip-Up Motorcycle Wheel Chock	\$136	EA
CHOCKSUR	Surface-Mounted Wheel Chock (Aluminum, w/ Mounting Hardware)	\$129	EA
CHOCKTANLDPKG	Tandem Flip-Up Motorcycle Wheel Chocks w/ (8) Surface-Mounted D-Rings	\$318	PKG

POPULAR ENCLOSED CARGO OPTIONS

ITEM NUMBER	TIE-DOWNS	PRICE	UOM
CHOCKTANHDPKG	Tandem Flip-Up Motorcycle Wheel Chocks w/ (8) Heavy Duty D-Rings	\$542	PKG
CHOCKSLIDETRACK	Single Stainless Steel Tube Style Wheel Chock for Single Piece of Slide Track (Installed)	\$146	EA
CHOCKSSTUBE	Stainless Steel Tube Style Wheel Chock	\$93	EA
ETRACKFLOORSUR	E-Track Surface Mounted (Floor)	\$17	PLF
ETRACKWALLSURS	E-Track Surface Mounted (Wall)	\$12	PLF
ETRACKFLOORRECS	E-Track HD Recessed w/ Backing Plate (Floor)	\$24	PLF
ETRACKWALLRECS	E-Track HD Recessed w/ Backing Plate (Walls)	\$20	PLF
ETRACKWALLSURA	E-Track (Aluminum) Surface Mounted (Wall)	\$27	PLF
ETRACKFLOORRECA	E-Track (Aluminum) HD Recessed w/ Backing Plate (Floor)	\$33	PLF
ETRACKWALLRECA	E-Track (Aluminum) HD Recessed w/ Backing Plate (Walls)	\$36	PLF
ATRACKSURFL	Airline Track (Aluminum) Surface Mounted (Floor)	\$12	PLF
ATRACKSURWALL	Airline Track (Aluminum) Surface Mounted (Wall)	\$12	PLF
ATRACKRECFL	Airline Track (Recessed in Floor; Aluminum, PLF)	\$22	PLF
ATRACKRECWALL	Airline Track (Recessed in Wall; Aluminum, PLF)	\$26	PLF
SLIDETRACK	Recessed Slide Track (Track Only; D-Rings Sold Separately)	\$24	PLF
SLIDETRACKPKGARGO	Recessed Slide Track (2) Rows w/ (4) Sliding D-Rings	\$32	PLF
SLIDETRACKPOW	Powder Coated Slide Track Upgrade (Upgrade to Existing Slide Track) (PBF)	\$11	PBF

ITEM NUMBER	12V LIGHTING & ELECTRICAL	PRICE	UOM
12VLEDBACKUP	Add LED Backup Lights (Pair; Installed)	\$90	PAIR
12VLEDDADDSTOP	Additional LED Stop/Turn/Tail Lights (Pair; Installed)	\$90	PAIR
12VLEDSTOPSLIM	Upgrade to 12" LED Slimline Tail/Turn/Stop Lights (Pair)	\$54	PAIR
12VLEDMARKER	Upgrade to Additional LED Marker Lights Bullets	\$15	EA
12VDPLOADLIGHTS	Diamond Plate Rear Loading Lights (Mounted Over Rear Ramp Spring; Installed)	\$239	PKG
12VANODLOAD	Anodized Rear Loading Lights (Mounted Over Rear Ramp Spring; Installed)	\$247	EA
12VLEDLOAD9502	(2) 12V LED Load Lights (Double Lights w/ Single Switch, 950 Lumen)	\$178	PKG
12VLEDLOAD950	12V LED Load Light (Single Light w/ Switch, 950 Lumen)	\$146	EA
12VLEDLOAD950SIDE	Recessed LED Exterior Load Light Package (For Side of Trailer) (1 Light w/ Switch, 950 Lumens, & Housing)	\$297	PKG
12VLEDSCARE	12V LED Porch Light w/ Wall Switch	\$99	EA
12VLEDK60PR	K60 LED Exterior Scene Light Package: One 12V Wall Switch with (2) K60 Scene Lights	\$674	PKG
12VLEDMIDSHIP	Mid-Ship Turn Signals (For Tandem Fenders Only; Pair)	\$90	PAIR
12VBACKUPANG	Angled Back Up Lights (Mounts on Side of Trailer)	\$389	PAIR
12VPEDJACK	Upgrade to 12V Electric Pedestal Jack w/ Battery & Box Installed	\$716	PKG
12VPEDJACK-2	Upgrade to 12V Electric Pedestal Jack w/o Battery	\$289	PKG
12VPOWPOINT	12V Power Jack (Cigarette Lighter Plug)	\$50	EA
12VLEDDOMEUP	Upgrade to LED Economy Dome Light 460 Lumen (From Incandescent Dome Light)	\$11	EA
12VLEDDOMEADD	Additional 12V LED Dome Light (460 Lumens)	\$24	EA
12VWALLSW	12 Volt Wall Switch	\$30	EA
12VWALLSW3WAY	12 Volt Wall Switch (3-Way)	\$50	EA
12VWALLSW3WAYUP	Upgrade to 12 Volt (3-Way) Wall Switch	\$24	EA
12VLEDPUCKPKG8	LED Puck Light Package (Includes 8 Recessed Lights & Wall Switch) (Requires Ceiling Liner)	\$227	PKG
12VLEDPUCK	Additional Recessed LED "Puck" Light	\$32	EA
12VLEDPUCKPKG2	LED "Puck" Light Cabinet PKG (Under OH Cabinet) (2) Round LED Flush Mount Dome Lights (1) 12V Wall Switch	\$81	PKG
12VLEDDOME18	18" 12V LED Light (Requires Ceiling Liner)	\$192	EA
12VLEDDOME18UP	Upgrade Interior Dome Light to 12V 18" LED Light	\$181	EA
12VLEDUP48LED	Upgrade to (3) 18" 12V LED Light (From (2) 4' LED Wrap Around) (Requires Ceiling)	\$205	SET
12VTRICKLECHARGE	Trickle Charger for Battery	\$137	EA
12VBATTERY	Deep Cycle Marine Battery & Box (Wired)	\$261	EA
12VUSB DUAL	12V USB-C and USB-A Dual Recessed Receptacle	\$44	EA
12VLEDSTRIP	LED Interior Strip Light w/ Housing Package (Per Foot, Per Section)	\$13	PLF
12V7WAYILO4WAY	Upgrade to 7-Way Plug w/ Junction Box (From 4-way Plug)	\$58	EA
12VPERMA	Upgrade to Permaseal Wire Connectors	\$192	PKG
12VLEDLIGHTPKGPREM	Upgrade Premium Light Package (LED Strip Lights w/ Integrated Backup Lights, Marker Lights w/ Clear Lens)	\$155	PKG
12VLEDLIGHTPKGPREMNB	Upgrade to Premium Light Package (LED Strip Lights w/ No Backup Lights, Marker Lights w/ Clear Lenses)	\$70	PKG
12VBACKUPCAMERAWIRE	Wireless Backup Camera System w/ 7" LCD Screen	\$1,048	EA
12VLEDSAFETY	Add LED 6" Oval Alternating Flashing Safety Lights (Orange) w/ Exterior Toggle Switch (Pair) (Hard Wired Into Auxiliary) (7-Way Plug Required)	\$106	PAIR

ITEM NUMBER	110V LIGHTING & ELECTRICAL	PRICE	UOM
110VPACK1	110V Power Package #1: (1) 15 Amp Motorbase Plug, (1) Wall Switch, (1) Wall Receptacle, (1) 4' LED Wraparound Light (No Additions Available with this Package)	\$418	PKG

POPULAR ENCLOSED CARGO OPTIONS

ITEM NUMBER	110V LIGHTING & ELECTRICAL	PRICE	UOM
110VPACK2	110V Power Package #2: (1) 30 Amp Breaker Box w/ 25' Shore Line and Cord Hatch, (2) 3-Way Wall Switches, (1) Standard Wall Receptacle, (1) GFI Wall Receptacle, (2) 4' LED Wraparound Lights	\$723	PKG
110VPACK3	110V Power Package #3: (1) 30 Amp Breaker Box w/ 25' Shore Line and Cord Hatch, (1) Wall Switch, (4) Standard Wall Receptacles, (1) GFCI Receptacle, (4) 4' Fluorescent Lights, (1) Brace and Wire Stub for A/C Unit	\$1,041	PKG
110VPACK4	110V Power Package #4: (1) 15 Amp Motorbase Plug, (2) Wall Receptacles	\$229	PKG
110VPACK5	110V Power Package #5: Includes (1) 60A Breaker Panel w/ 60A Converter and 50A Motorbase Plug, (2) 3-Way Wall Switches, (1) Standard Wall Receptacle, (1) USB Wall Receptacle, (1) GFI Wall Receptacle, (2) 4' LED Wraparound Lights, 12V Deep Cycle Battery & Box	\$1,507	PKG
110VPACK6	110V Power Package #6: (1) 15A Exterior Motorbase Plug, (1) GFI Wall Receptacle	\$149	PKG
110VMBP15A	15A Motor Base Plug	\$58	EA
110VMBP	30A Motor Base Plug (Replaces Shoreline; 110V Package Required)	\$58	PKG
110V30ACONV	30A Power Converter (110V Pkg #2)	\$431	EA
110V30ACORD	30A Power Cord 25' Long (For Motorbase Plug)	\$198	EA
110V30AGLS	30A Generator Line Switch	\$287	EA
110V50AUP	Upgrade to 50 Amp Breaker Box (Requires 110V Pkg #2)	\$210	PKG
110V50ACORD	50A Power Cord 25' Long (For Motorbase Plug)	\$387	EA
110V60ACONV	60A Power Converter (110 Package Required)	\$319	EA
110VWALLRECEPT	110 Volt Wall Receptacle (Installed; Requires 110V Pkg)	\$66	EA
110VWALLRECEPTUSB	110 Volt Combo USB/Wall Outlet Receptacle (Installed; Requires 110V Pkg #2)	\$80	EA
110VWALLSWITCH	110 Volt Wall Switch (3-Way; Requires 110V Pkg #2)	\$51	EA
110VGFIEXT	GFI Wall Receptacle (Exterior) (Requires 30A Package)	\$106	EA
110VADD4LEDWRAP	4' LED Wraparound Light (Requires 110V Pkg)	\$181	EA
110VGFIINT	GFI Wall Receptacle (Interior) (Requires 30A Package)	\$66	EA
110V500WATTSWING	500W Swing-Mount Quartz Light	\$219	EA
AC135	13,500 BTU A/C Unit (Roof-Mounted) (Requires 110V Pkg #2 and 50 Amp Service)	\$1,439	EA
ACHEATSTRIP	Heat Strip for A/C Unit	\$177	EA
110VACBRACESTUB	Brace and Stub Wire for Future AC Installation (Requires 110V Pkg #2) (12Gauge Wire and 20A Breaker)	\$90	EA
110VHEATELE1500	Heater; Electric; CADET Com-Pak Plus White Wall Fan, 1500 Watt (Requires 110V Pkg #2)	\$234	EA
ITEM NUMBER	CABINETS	PRICE	UOM
CABBSV50602D	V-Nose Base Cabinet, 2 Door (50" & 60" Wide Models)	\$637	EA
CABBSV802D	V-Nose Base Cabinet, 2 Door (80" Wide Models)	\$765	EA
CABBSV804D	V-Nose Base Cabinet, 4 Door (80" Wide Models)	\$862	EA
CABBSV842D	V-Nose Base Cabinet 2-Door (84" Wide Models) (78"W x 22"D x 37"H)	\$800	EA
CABBSV844D	V-Nose Base Cabinet 4-Door (84" Wide Models) (74"W x 31"D x 37"H)	\$860	EA
CABBSV902D	V-Nose Base Cabinet, 2 Door (90" Wide Models)	\$838	EA
CABBSV992D	V-Nose Base Cabinet, 2 Door (99" Wide Models) (83"W x 30"D x 37"H)	\$861	EA
CABBSV994D	V-Nose Base Cabinet, 4 Door (99" Wide Models) (83"W x 30"D x 37"H)	\$919	EA
CABBSV67WUP	Upgrade V-Nose Base Cabinet to Full Width/Depth of V-Nose (72", 80", & 84" Wide Models)	\$236	EA
CABBSV758WUP	Upgrade V-Nose Base Cabinet to Full Width/Depth of V-Nose (90", & 99" Wide Models)	\$277	EA
CABOHV50602D	V-Nose Overhead Cabinet, 2 Door (50" & 60" Wide Models)	\$382	EA
CABOHV802D	V-Nose Overhead Cabinet, 2 Door (80" Wide Models)	\$308	EA
CABOHV842D	V-Nose Overhead Cabinet, 2 Door (84" Wide Models)	\$382	EA
CABOHV902D	V-Nose Overhead Cabinet, 2 Door (90" Wide Models)	\$335	EA
CABOHV992D	V-Nose Overhead Cabinet, 2 Door (99" Wide Models) (56"W x 19"D x 19"H)	\$359	EA
CABOHV992D72	V-Nose Overhead Cabinet, 2 Door (99" Wide Models) (72"W x 19"D x 19"H) **Special Option Cabinet**	\$447	EA
CABBS48	4' Straight Wall Base Cabinet, 2 Door (48"W x 24"D x 37"H)	\$868	EA
CABBS60	5' Straight Wall Base Cabinet, 2 Door	\$915	EA
CABBS72	6' Straight Wall Base Cabinet, 2 Door (72"W x 24"D x 37"H)	\$962	EA
CABBS96	8' Straight Wall Base Cabinet, 2 Door (96"W x 24"D x 37"H)	\$1,052	EA
CABBS96FF	8' Straight Wall Base Cabinet, 4 Door	\$962	EA
CABBS28L	Upgrade Base Cabinet to 28" L-Shape Extension	\$299	EA
CABBS96FF	8' Flat Front 4 Door Base Cabinet	\$962	EA
CABBS96FF24DEEP	Add 4" Depth to 8' Flat Front 4 Door Base Cabinet (24" Deep)	\$65	EA
CABOH48	Overhead Cabinet 1 Flip-Up Door (48"W x 13"D x 18"H)	\$272	EA
CABOH482D	Overhead Cabinet 2 Door (48"W x 13"D x 18"H)	\$332	EA
CABOH48P	Overhead Cabinet [Premium, 1 Flip-Up Door (48"W x 13"D x 18"H)	\$249	EA
CABOH62	Overhead Cabinet 1 Door (62"W x 12"D x 18"H)	\$330	EA
CABOH724D	Deluxe Overhead Cabinet 4 Door (72"W x 13"D x 18"H)	\$561	EA
CABOH964D	Deluxe Overhead Cabinet 4 Door (96"W x 13"D x 18"H)	\$649	EA
CABOH96	Overhead Cabinet 2 Flip-Up Door (96"W x 13"D x 18"H)	\$874	EA

POPULAR ENCLOSED CARGO OPTIONS

ITEM NUMBER	CABINETS	PRICE	UOM
CABOH96FF	8' Flat Front 4 Door Overhead Cabinet	\$649	EA
CABOH96FF24DEEP	Add 8" Depth to 8' Flat Front 4 Door Overhead Cabinet (24" Deep)	\$125	EA
CABOHV67WUP	Upgrade V-Nose Overhead Cabinet to Full Width/Depth of V-Nose (72", 80", & 84" Wide Models)	\$168	EA
CABWW72	Wheel Well Cabinet 2 Door w/ Shelving (72"W x 6-3/4"D x 62"H)	\$1,259	EA
CAB50HELMET	Premium 50" Helmet Cabinet w/ Hooks	\$427	EA
CABWR24	24" Wardrobe Cabinet (Single, Full-Height Door, (1) Shelf, (1) Clothes Rod) [24"W x 24"D x 72"H]	\$814	EA
CABOH96PSHLF	96" Overhead Split Cabinet w/ Center Shelf [Premium, 2 Flip-Up Door (96"W x 18"D x 18"H)	\$603	EA
CABWR36	36" Wide Wardrobe.(Single Full-Height Door, 1 Shelf, Clothes Rod) (36"W x 24"D x 76"H)	\$919	EA
CAB47COATHANGER	Premium Wall-Mounted Coat Hanger (47.5", 10 Hooks)	\$143	EA
CAB38COATHANGER	Premium Ceiling-Mounted Coat Hanger (38", 22 Hooks)	\$80	EA
CABCLOTHROD	Clothes Rod for Overhead Cabinets (48" Cabinets only)	\$29	EA
CAB4COATHOOK	4' Coat Rack Package (47" Slide Track w/ (6) Adjustable Hooks)	\$70	PKG
CABSHLF18	18" Shelving w/ Angled Gussets (PLF, Per Tier)	\$40	PLF
COUNTERTOPFOR	Upgrade to Formica Countertop (Base Cabinet Sold Separately)	\$186	PKG
CABINETTOOLCRIBPKG	Standard Tool Crib Package - (1) 72x24 Horizontal Access Door (Over Fender, w/ Retainer Chains), (2) 38x22 Vertical Access Doors (Ahead/Behind Fender), Adjustable Shelf Brackets in Vertical Cabinets, 3/8" Water Resistant Liner (Interior & Exterior of Box Frame), 19"D x 42"H x 128"L Box Frame Inside Trailer, Hinged Lid (3 Sections)	\$2,459	PKG

ITEM NUMBER	VENTS & WINDOWS	PRICE	UOM
VENTROOF	14"x14" Manual Roof Vent	\$76	EA
VENT12V	12V Power Roof Vent	\$167	EA
VENT110V	110V Power Roof Vent (Requires 30A Package)	\$224	PKG
VENTFF	Fantastic Fan/Vent (Dometic 22-0462) (Requires 30A Package)	\$588	EA
VENTMAXX	Maxx-Air Roof Vent Cover	\$97	EA
VENTSALEM	Directional Salem Vent Kit (Plastic; Pair)	\$58	PAIR
VENTSALEM2	Two-Way Directional Salem Vent Kit (Aluminum; Pair)	\$226	PAIR
WINDOW18X24HOR	18"x24" Horizontal Radius Sliding Window w/ Screen	\$242	EA
WINDOW18X24VER	18"x24" Vertical Radius Sliding Window w/ Screen	\$247	EA
WINDOW24X36	24"x36" Radius Sliding Window w/ Screen	\$380	EA
WINDOW24X36E	24"x36" Egress Sliding Window (Tinted w/ Screen)	\$392	EA

ITEM NUMBER	MISC OPTIONS, ACCESSORIES	PRICE	UOM
DINETTESOFA	Fold-Down Sofa/Sleeper	\$1,658	EA
BEDBUNK	Fold-Down Bunk Beds	\$1,490	EA
BEDHAPPIJAC	Happi Jac Bed System w/ (1) Queen Size Mattress	\$3,438	EA
BENCHFOLD	Fold Down Bench (12"x48") Type: Work or Sitting	\$297	EA
BENCH48PADV	Fold-Down Padded Bench (48"L) Vertical Design	\$244	EA
BENCH50FUP	Premium 50" Fold-Up Padded Bench	\$788	EA
BENCH36FUSTOR	Premium 36" Fold-Up Work Bench w/ Integrated Tool Storage	\$562	EA
HOLDERPREMCUP	Premium Cup Holder	\$50	EA
HOLDERPREMFUEL2	Premium (2) Race Fuel Holder	\$239	EA
STEREOAMFM	Basic Stereo Package - Includes (4) Boss Speakers	\$558	PKG
STABJACK	Stabilizer Jacks	\$116	PAIR
HOLDERPREMFUEL3	Premium (3) Race Fuel Holder	\$319	EA
BOGEYWHEELS	Bogey/Caster Wheels (Installed; Pair)	\$246	PAIR
DRAGWHEELS	HD Drag Wheels (AH Version)	\$119	PAIR
SCISSORJACK	Scissor Jacks (Camper Style; Pair)	\$257	PAIR
JACKWHEEL	Upgrade to Wheel on 2000# Center Jack	\$24	EA

ITEM NUMBER	POWDER COATING OPTIONS	PRICE	UOM
PKGPOWDERCCH	Exterior Powder Coat Package (Cargo/Car Haulers) - Includes Inner & Exterior Door Trims, Fenders, Stone Guard, Locking Bars, Hinges, Grab Handles, Coupler & Exterior Trim	\$64	PBF

ENCLOSED CAR HAULER 14'-22'

STANDARD FEATURES

- All-Aluminum Construction
- Integrated Frame
- One-Piece Aluminum Roof
- 48" Beaver Tail
- Flat Front w/ Cast Corners
- 24" Stoneguard
- Dexter Torsion Ride Axles
- (4) Heavy-Duty Recessed D-Rings
- Car Hauler Grade Rear Ramp w/ Starter Flap
- Side Door w/ Pull Out Step
- Roof Vent
- (3) Interior LED Dome Lights w/ Wall Switch
- Exterior LED Lighting
- 3/4" Water Resistant Decking
- White Luan Walls
- 6" Extruded Aluminum Kickplate
- Safety Chains
- Smooth .030 Bonded Side Panels
- Limited Lifetime Warranty



TRAILER MODEL	8.5X14 Car Hauler	8.5X16 Car Hauler	8.5X18 Car Hauler	8.5X20 Car Hauler	8.5X22 Car Hauler
Item Number	C8.5x14CH-IF	C8.5x16CH-IF	C8.5x18CH-IF	C8.5x20CH-IF	C8.5x22CH-IF
Subframe	2" x 6"	2" x 6"	2" x 6"	2" x 6"	2" x 6"
Floor Studs	16" O/C	16" O/C	16" O/C	16" O/C	16" O/C
Wall & Roof Studs	16" O/C	16" O/C	16" O/C	16" O/C	16" O/C
Box WxLxH	99" x 14" x 84"	99" x 16' x 84"	99" x 18' x 84"	99" x 20' x 84"	99" x 22' x 84"
Interior WxLxH	96" x 13'9" x 82"	96" x 15'9" x 82"	96" x 17'9" x 82"	96" x 19'9" x 82"	96" x 21'9" x 82"
Overall WxLxH	102" x 18' x 103"	102" x 20' x 103"	102" x 22' x 103"	102" x 24' x 103"	102" x 26' x 103"
Deck Height	19"	19"	19"	19"	19"
Hitch Height	17"	17"	17"	17"	17"
Rear Door Opening WxH	89" x 81"	89" x 81"	89" x 81"	89" x 81"	89" x 81"
Axle(s) - Qty/Rating	2-3500# Braked	2-3500# Braked	2-3500# Braked	2-3500# Braked	2-3500# Braked
GVWR	7250#	7250#	7250#	7250#	7250#
Wheels	15" Aluminum	15" Aluminum	15" Aluminum	15" Aluminum	15" Aluminum
Tires	205/75R15	205/75R15	205/75R15	205/75R15	205/75R15
Side Door	32" x 72"	32" x 72"	32" x 72"	32" x 72"	32" x 72"
Power Connection	7-Way Round	7-Way Round	7-Way Round	7-Way Round	7-Way Round
Coupler Rating/Ball Size	15000# / 2-5/16"	15000# / 2-5/16"	15000# / 2-5/16"	15000# / 2-5/16"	15000# / 2-5/16"
Jack	5000# Center Jack	5000# Center Jack	5000# Center Jack	5000# Center Jack	5000# Center Jack
Safety Chains					
Curb Weight	1950#	2015#	2285#	2590#	2710#
Payload	5300#	5235#	4965#	4660#	4540#
BASE PRICE	\$13,106	\$13,793	\$14,483	\$15,045	\$15,667

OPTIONS & ACCESSORIES (Expanded Option List can be found in Options Section)

CONSTRUCTION OPTIONS	ITEM NUMBER	PRICE	UOM	12V LIGHTING & ELECTRICAL OPTIONS	ITEM NUMBER	PRICE	UOM
** Upgrade to 48" V-Nose (From Flat Front w/ Cast Corners) ** (Mission, CargoPro, High Country Only)	VNOSE48UPFF	\$0	EA	Upgrade to 12V Electric Pedestal Jack w/ Battery & Box installed	12VPEDJACK	\$716	PKG
Add 3" to Box Height	HEIGHT3	\$22	PBF	LED Scare Light (Porch Light) w/ 12V Wall Switch	12VLEDSKARE	\$99	EA
Add 6" to Box Height	HEIGHT6	\$33	PBF	Upgrade to 12" LED Slimline Tail/Turn/Stop Lights (Pair)	12VLEDSTOPSLIM	\$54	PKG
Add 9" to Box Height	HEIGHT9	\$39	PBF	Recessed LED "Puck" Light Package (Interior) (8)	12VLEDPUCKPKG8	\$227	PKG
Upgrade to 12" O/C Floor Studs (From 16" O/C; PBF)	FLOOR12OC	\$32	PBF	Round LED Flush Mount Dome Lights (1) 12V Wall Switch			
AXLE OPTIONS				FLOORING OPTIONS			
Upgrade to 2-5K Torsion Braked Axles (From 2-3K Torsion Braked; Enclosed Models)	AXLETOR6BRTOTOR10BR	\$884	PKG	Upgrade to TPO Coin Flooring (Black, PLF)	FLOORTPOCOIN	\$38	PLF
TIRE/WHEEL ASSEMBLIES & ACCESSORIES				Upgrade to 3/4" Quad Ply Decking w/ 12" Quad Ply Kickplate (Non-Skid Surface, FRP Backer; PBF) (FOR SNOW TRAILERS ONLY)	FLOOR34QUADPLY	\$58	PBF
Spare 15" Gloss Black Mod w/ 205/75R15 Tire	WHEELSP15GB205	\$186	EA	ACCESSORIES			
Spare 15" Aluminum Wheel w/ 205/75R15 Tire	WHEELSP15A205	\$325	EA	8' Flat Front 4 Door Overhead Cabinet	CABOH96FF	\$649	EA
Spare 15" Gloss Black Mod 225/75R15 Tire (6-Lug)	WHEELSP15GB225	\$231	EA	8' Flat Front 4 Door Base Cabinet Color: Black	CABBS96FF	\$962	EA
Spare 15" Aluminum Wheel w/ 225/75R15 Tire (6-Lug)	WHEELSP15A225	\$372	EA	V-Nose Base Cabinet, 4 Door 99" Models Color: Black	CABBSV994D	\$919	EA
2024 Interior Elevated Spare Tire Mount	WHEELMOUNTELEV24	\$119	EA	V-Nose Overhead Cabinet, 2 Door 99" Models Color: Black	CABOHV992D	\$359	EA
TIE DOWN OPTIONS							
5000# Recessed Heavy Duty D-Ring w/ Backing Plate (Installed)	DRING5000DP	\$47	EA				
Zinc 6000# Recessed Swivel D-Ring w/ Backing Plate (Installed)	DRING6000Z	\$51	EA				
Upgrade to Zinc 6000# Recessed Swivel D-Rings (From 5000# Recessed HD D-Ring w/ Backing Plate; Installed)	DRING6000UP	\$7	EA				

ENCLOSED CAR HAULER 24'-32'

STANDARD FEATURES

- All-Aluminum Construction
- Integrated Frame
- One-Piece Aluminum Roof
- 48" Beaver Tail
- Flat Front w/ Cast Corners
- 24" Stoneguard
- Dexter Torsion Ride Axles
- (4) Heavy-Duty Recessed D-Rings
- Car Hauler Grade Rear Ramp w/ Starter Flap
- Side Door w/ Pull Out Step
- Roof Vent
- (3) Interior LED Dome Lights w/ Wall Switch
- Exterior LED Lighting
- 3/4" Water Resistant Decking
- White Luan Walls
- 6" Extruded Aluminum Kickplate
- Safety Chains
- Smooth .030 Bonded Side Panels
- Limited Lifetime Warranty



TRAILER MODEL	8.5X24 Car Hauler	8.5X26 Car Hauler	8.5X28 Car Hauler	8.5X30 Car Hauler	8.5X32 Car Hauler
Item Number	C8.5x24CH-IF	C8.5x26CH-IF	C8.5x28CH-IF	C8.5x30CH-IF	C8.5x32CH-IF
Subframe	2" x 8"	2" x 8"	2" x 8"	2" x 8"	2" x 8"
Floor Studs	16" O/C	16" O/C	16" O/C	16" O/C	16" O/C
Wall & Roof Studs	16" O/C	16" O/C	16" O/C	16" O/C	16" O/C
Box WxLxH	99" x 24' x 84"	99" x 26' x 84"	99" x 28' x 84"	99" x 30' x 84"	99" x 32' x 84"
Interior WxLxH	96" x 23'9" x 82"	96" x 25'9" x 82"	96" x 27'9" x 82"	96" x 29'9" x 82"	96" x 31'9" x 82"
Overall WxLxH	102" x 28' x 105.5"	102" x 30" x 105.5"	102" x 32" x 105.5"	102" x 34' x 105.5"	102" x 36' x 105.5"
Deck Height	21.5"	21.5"	21.5"	21.5"	21.5"
Hitch Height	20.5"	20.5"	20.5"	20.5"	20.5"
Rear Door Opening WxH	89" x 82"	89" x 82"	89" x 82"	89" x 82"	89" x 82"
Axle(s) - Qty/Rating	(2) 5200# Braked	(2) 5200# Braked	(2) 5200# Braked	(2) 5200# Braked	(2) 5200# Braked
GVWR	9990#	9990#	9990#	9990#	9990#
Wheels	15" Aluminum	15" Aluminum	15" Aluminum	15" Aluminum	15" Aluminum
Tires	225/75R15	225/75R15	225/75R15	225/75R15	225/75R15
Side Door	32" x 72"	32" x 72"	32" x 72"	32" x 72"	32" x 72"
Power Connection	7-Way Round	7-Way Round	7-Way Round	7-Way Round	7-Way Round
Coupler Rating/Ball Size	15000# / 2-5/16"	15000# / 2-5/16"	15000# / 2-5/16"	15000# / 2-5/16"	15000# / 2-5/16"
Jack	5000# Center Jack	5000# Center Jack	5000# Center Jack	5000# Center Jack	5000# Center Jack
Safety Chains					
Curb Weight	3400#	3490#	3950#	4250#	4505#
Payload	6500#	6410#	6040#	5740#	5485#
BASE PRICE	\$18,275	\$19,481	\$20,342	\$21,804	\$22,684

OPTIONS & ACCESSORIES (Expanded Option List can be found in Options Section)

CONSTRUCTION OPTIONS		ITEM NUMBER		PRICE	UOM	12V LIGHTING & ELECTRICAL OPTIONS		ITEM NUMBER	PRICE	UOM
** Upgrade to 48" V-Nose (From Flat Front w/ Cast Corners) ** (Mission, CargoPro, High Country Only)		VNOSE48UPFF		\$0	EA	Upgrade to 12V Electric Pedestal Jack w/ Battery & Box installed		12VPEDJACK	\$716	PKG
Add 3" to Box Height		HEIGHT3		\$22	PBF	LED Scare Light (Porch Light) w/ 12V Wall Switch		12VLEDSKARE	\$99	EA
Add 6" to Box Height		HEIGHT6		\$33	PBF	Upgrade to 12" LED Slimline Tail/Turn/Stop Lights (Pair)		12VLEDSTOPSLIM	\$54	PKG
Add 9" to Box Height		HEIGHT9		\$39	PBF	Recessed LED "Puck" Light Package (Interior) (8)		12VLEDPUCKPKG8	\$227	PKG
Upgrade to 12" O/C Floor Studs (From 16" O/C; PBF)		FLOOR12OC		\$32	PBF	Round LED Flush Mount Dome Lights (1) 12V Wall Switch				
White Vinyl Backed Luan (Ceiling Only; PBF)		CEILWHITEVINYL		\$22	PBF					
AXLE OPTIONS		ITEM NUMBER		PRICE	UOM	FLOORING OPTIONS		ITEM NUMBER	PRICE	UOM
Upgrade to 2-6K Torsion Braked Axles (From 2-5K Torsion Braked; Includes 16" Tire Upgrade)		AXLETOR10BRTOTOR12BR		\$579	PKG	Upgrade to TPO Coin Flooring (Black, PLF)		FLOORTPOCOIN	\$38	PLF
						Upgrade to 3/4" Quad Ply Decking w/ 12" Quad Ply Kickplate (Non-Skid Surface, FRP Backer; PBF) (FOR SNOW TRAILERS ONLY)		FLOOR34QUADPLY	\$58	PBF
TIRE/WHEEL ASSEMBLIES & ACCESSORIES		ITEM NUMBER		PRICE	UOM	ACCESSORIES		ITEM NUMBER	PRICE	UOM
Spare 15" Gloss Black Mod 225/75R15 Tire (6-Lug)		WHEELSP15GB225		\$231	EA	8' Flat Front 4 Door Overhead Cabinet		CABOH96FF	\$649	EA
Spare 15" Aluminum Wheel w/ 225/75R15 Tire (6-Lug)		WHEELSP15A225		\$372	EA	8' Flat Front 4 Door Base Cabinet Color: Black		CABBS96FF	\$962	EA
2024 Interior Elevated Spare Tire Mount		WHEELMOUNTELEV24		\$119	EA	V-Nose Base Cabinet, 4 Door 99" Models Color: Black		CABBSV994D	\$919	EA
TIE DOWN OPTIONS		ITEM NUMBER		PRICE	UOM			CABOHV992D	\$359	EA
5000# Recessed Heavy Duty D-Ring w/ Backing Plate (Installed)		DRING5000DP		\$47	EA					
Zinc 6000# Recessed Swivel D-Ring w/ Backing Plate (Installed)		DRING6000Z		\$51	EA					
Upgrade to Zinc 6000# Recessed Swivel D-Rings (From 5000# Recessed HD D-Ring w/ Backing Plate; Installed)		DRING6000UP		\$7	EA					



<ul style="list-style-type: none"> • All-Aluminum Construction • Integrated Frame • One-Piece Aluminum Roof • Hidden Beavertail Construction • Front Style: Flat Front w/ Cast Corners • 24" Stoneguard • Dexter Torsion Ride Axles • Spread Axle Design • (4) HD 6,000# Recessed Swivel D-Rings • HD Rear Ramp w/ Spring Assist • Side Door w/ Pull Out Step • 6'x8' Elite Escape Door - Includes Removable Fender & Butterfly Latch System 	<ul style="list-style-type: none"> • 6'x8' Elite Escape Door - Includes Removable Fender & Butterfly Latch System • Roof Vent (Reinforced w/ Stub Wire for Future A/C) • LED Porch Light Over Side Access Door • (2) K60 LED Scene Lights • (20) Interior LED Puck Lights • Prem. Exterior Light Pkg (Integrated Slim Brake & Backup Lights & Clear Lense Marker Lights) • 110 Package #5 - {(1) 60A Breaker Panel w/ Converter and Motobase Plug, (2) 3-Way Wall Switches, (1) GFI Wall Receptacle, (1) Standard Wall Receptacle, (1) USB Receptacle, (2) 4' Wrap Around LED Lights} • Rubber TPO Decking (Box & Ramp) 	<ul style="list-style-type: none"> • .030 Bonded Walls and Ceiling (WHITE Skin) • Extruded Kickpanel (BLACK) • 6' Straight base Cabinet, 6' Overhead Cabinet, & 24" Wardrobe Cabinet (black trim, exterior skin color match) • Interior Cove Trim (BLACK) • Drop Down - Rear Corners Jacks (Pair) • Premium Aluminum Ramp Hinges • Freezer Latch System for Rear Ramp • 2020 Rear Canopy (Spoiler System) w/ LED Load Lights • Safety Chains • Screwless .030 Bonded Sides • 7" Base Rail & 3" Top Rail Trim • Limited Lifetime Warranty
--	---	--

TRAILER MODEL	8.5x20 Pinnacle	8.5x24 Pinnacle	8.5x28 Pinnacle	8.5x32 Pinnacle
Item Number	C8.5X20CH-PPS	C8.5X24CH-PPS	C8.5X28CH-PPS	C8.5X32CH-PPS
Subframe	2" x 6"	2" x 8"	2" x 8"	2" x 8"
Floor Studs	16" O/C	16" O/C	16" O/C	16" O/C
Wall & Roof Studs	16" O/C	16" O/C	16" O/C	16" O/C
Box WxLxH	99" x 20' x 84"	99" x 24' x 84"	99" x 28' x 84"	99" x 32' x 84"
Interior WxLxH	96" x 19'9" x 6'10"	96" x 23'9" x 6'10"	96" x 27'9" x 6'10"	96" x 31'9" x 6'10"
Overall WxLxH	102" x 26' x 103"	102" x 30' x 105.5"	102" x 34' x 105.5"	102" x 38' x 105.5"
Deck Height	19"	21.5"	21.5"	21.5"
Hitch Height	17"	21"	21"	21"
Rear Door Opening WxH	91" x 80"	91" x 81"	91" x 81"	91" x 81"
Axle(s) - Qty/Rating	2-3500# Braked	2-5200# Braked	2-5200# Braked	2-5200# Braked
GVWR	7000#	9900#	9900#	9900#
Wheels	15" Aluminum	15" Aluminum	15" Aluminum	15" Aluminum
Tires	205/75R15	225/75R15	225/75R15	225/75R15
Side Door	36" x 78"	36" x 78"	36" x 78"	36" x 78"
Power Connection	7-Way Round	7-Way Round	7-Way Round	7-Way Round
Coupler Rating/Ball Size	15000# / 2-5/16"	15000# / 2-5/16"	15000# / 2-5/16"	15000# / 2-5/16"
Jack	5000# Center Wheel Jack	5000# Center Wheel Jack	5000# Center Wheel Jack	5000# Center Wheel Jack
Safety Chains				
Curb Weight	2590#	4123#	4369#	4550#
Payload	4410#	5777#	5531#	5350#
BASE PRICE	\$25,169	\$29,842	\$32,416	\$35,138

CONSTRUCTION OPTIONS		ITEM NUMBER	PRICE	UOM	DOOR/WINDOW/VENT OPTIONS	ITEM NUMBER	PRICE	UOM
Add 3" to Box Height (PBF)	HEIGHT3	\$22	PBF	Upgrade to 6' Extruded Aluminum Bi-Fold Ramp	RAMP6CHEXT	\$683	PKG	
Add 6" to Box Height (PBF)	HEIGHT6	\$33	PBF	Extension (Car Hauler Models)				
Upgrade to 12" O/C Floor Studs (From 16" O/C; PBF)	FLOOR12OC	\$32	PBF					
AXLE OPTIONS				FLOORING OPTIONS				
Upgrade to 2-5K Torsion Braked Axles (From 2-3K Torsion Braked; Enclosed Models)	AXLETOR6BRTOTOR10BR	\$884	PKG	Upgrade to Extruded Aluminum Decking from Rubber TPO Decking	FLOOREXTRUDEDTPO	\$64	PLF	
Upgrade to 2-6K Torsion Braked Axles (From 2-5K Torsion Braked; Includes 16" Tire Upgrade)	AXLETOR10BRTOTOR12BR	\$579	PKG	Airline Track (Recessed in Floor; Aluminum, PLF)	ATRACKRECFL	\$22	PLF	
Upgrade to 3-5K Torsion Braked Axles (From 2-5K Braked)	AXLETOR10BRTOTOR15BR	\$2,191	PKG	CABINET OPTIONS				
				Generator Cabinet Package - Includes 28" L-Shape Extension, 30"x30" Generator Box, 30"x30" Generator Door w/ Salem Vent (moves 24" Wardrobe Closet to C/S)	GENCABPKG	\$985	PKG	
TIRE/WHEEL ASSEMBLIES & ACCESSORIES				EXTERIOR OPTIONS				
Spare 15" Gloss Black Mod w/ 205/75R15 Tire	WHEELSP15GB205	\$186	EA	Two-Tone Color Package w/ 6" Anodized Divider	TRIMTT6	\$315	PKG	
Spare 15" Gloss Black Mod 225/75R15 Tire (6-Lug)	WHEELSP15GB225	\$231	EA	Two-Tone Color Package - No Anodized Divider	TRIMTTSP	\$150	PKG	
Spare 15" Aluminum Wheel w/ 205/75R15 Tire	WHEELSP15A205	\$325	EA	Upgrade to .040" Exterior Skin (Black, White, or Silver	SKIN040UP	\$64	PBF	
Spare 15" Aluminum Wheel w/ 225/75R15 Tire	WHEELSP15A225	\$372	EA	Only; Extended Lead Times May Apply; PBF)				
2024 Interior Elevated Spare Tire Mount (Univ. Fitment)	WHEELMOUNTELEV24	\$119	EA					

ENCLOSED CAR HAULER PINNACLE STACKER SERIES

STANDARD FEATURES

- All-Aluminum Construction
- Integrated Frame
- One-Piece Aluminum Roof
- Front Style: Flat Front w/ Cast Corners
- Hidden Beavertail Construction
- .080 Wall Studs
- 24" Stoneguard
- Dexter Torsion Ride Axles
- Spread Axle Design
- (4) HD 5000# Recessed D-Rings (Floor)
- (4) HD 6000# Recessed Swivel D-Rings (Lift)
- HD Rear Ramp w/ Spring Assist
- Side Door w/ Pull Out Step
- 6'x8' Elite Escape Door - Includes Removable Fender & Butterfly Latch System
- Roof Vent (Reinforced w/ Stub Wire for Future A/C)
- LED Porch Light Over Side Access Door
- (2) K60 LED Scene Lights (Curbside)
- (2) K60 LED Scene Lights (Rear)
- (20) Interior LED Puck Lights
- Prem. Exterior Light Pkg (Integrated Slim Brake & Backup Lights & Clear Lense Marker Lights)
- 110 Package #5 - {(1) 60A Breaker Panel w/ Converter and Motobase Plug, (2) 3-Way Wall Switches, (1) GFI Wall Receptacle, (1) Standard Wall Receptacle, (1) USB Receptacle, (2) 4' Wrap Around LED Lights}
- Rubber TPO Decking (Box & Ramp)
- .030 Bonded Walls and Ceiling (WHITE Skin)
- Extruded Kickpanel (BLACK)
- 6' Straight base Cabinet, 6' Overhead Cabinet, & 24" Wardrobe Cabinet (black trim, exterior skin color match)
- 6' Loft (78" from Floor) (4' on 20')
- 14' Titan Lift - Split Rail Design 6000# Capacity
- Interior Cove Trim (BLACK)
- Drop Down - Rear Corners Jacks (Pair)
- Smooth Aluminum Fenders
- Premium Aluminum Ramp Hinges
- Freezer Latch System for Rear Ramp
- 2020 Rear Canopy (Spoiler System) w/ LED Load Lights
- Safety Chains
- Screwless .050 Bonded Sides
- 7" Base Rail & 3" Top Rail Trim
- Limited Lifetime Warranty

TRAILER MODEL	8.5x20 Pinnacle Stacker	8.5x24 Pinnacle Stacker
Item Number	C8.5X20CH-PPSST	C8.5X24CH-PPSST
Subframe	2" x 8"	2" x 8"
Floor Studs	16" O/C	16" O/C
Wall & Roof Studs	16" O/C	16" O/C
Box WxLxH	99" x 20' x 132"	99" x 24' x 132"
Interior WxLxH	96" x 19'9" x 130"	96" x 23'9" x 130"
Overall WxLxH	102" x 26' x 153.5"	102" x 30' x 153.5"
Deck Height	21.5"	21.5"
Hitch Height	19"	19"
Rear Door Opening WxH	91" x 93"	91" x 93"
Axle(s) - Qty/Rating	2-6000# Braked	2-6000# Braked
GVWR	12,000#	12,000#
Wheels	16" Aluminum	16" Aluminum
Tires	235/80R16	235/80R16
Side Door	36" x 78"	36" x 78"
Power Connection	7-Way Round	7-Way Round
Coupler Rating/Ball Size	15000# / 2-5/16"	15000# / 2-5/16"
Jack	5000# Center Wheel Jack	5000# Center Wheel Jack
Safety Chains		
Curb Weight	TBD	TBD
Payload	TBD	TBD
BASE PRICE	\$46,686	\$51,866

OPTIONS & ACCESSORIES (Expanded Option List can be found in Options Section)

CONSTRUCTION OPTIONS	ITEM NUMBER	PRICE	UOM	FLOORING OPTIONS	ITEM NUMBER	PRICE	UOM
Upgrade to 12" O/C Floor Studs (From 16" O/C; PBF)	FLOOR12OC	\$32	PBF	Upgrade to Extruded Aluminum Decking from Rubber TPO Decking	FLOOREXTRUDEDTP0	\$64	PLF
AXLE OPTIONS				Airline Track (Recessed in Floor; Aluminum, PLF)	ATRACKRECFL	\$22	PLF
Upgrade to 2-7K Torsion Braked Axles (From 2-6K Torsion Braked; Enclosed Models)	AXLETOR12BRTOTOR14BR	\$556	PKG	CABINET OPTIONS			
TIRE/WHEEL ASSEMBLIES & ACCESSORIES				Generator Cabinet Package - Includes 28" L-Shape Extension, 30"x30" Generator Box, 30"x30" Generator Door w/ Salem Vent (moves 24" Wardrobe Closet to C/S)	GENCABPKG	\$985	PKG
Spare 16" Silver Mod Wheel w/ 235/80R16 Tire	WHEELSP16SILV235	\$307	EA	EXTERIOR OPTIONS			
Spare 16" G-Rated Silver Mod Wheel w/ 235/80R16 Tire (14 Ply Rating)	WHEELSP16GSILV235	\$453	EA	Two-Tone Color Package w/ 6" Anodized Divider	TRIMTT6	\$315	PKG
Spare 16" Aluminum Wheel w/ 235/80R16 Tire	WHEELSP16A235	\$493	EA	Two-Tone Color Package - No Anodized Divider	TRIMTTSP	\$150	PKG
2024 Interior Elevated Spare Tire Mount (Univ. Fitment)	WHEELMOUNTELEV24	\$119	EA				
DOOR/WINDOW/VENT OPTIONS							
Upgrade to 6' Extruded Aluminum Bi-Fold Ramp Extension (Car Hauler Models)	RAMP6CHEXT	\$683	PKG				

ENCLOSED GOOSENECKS [TANDEM AXLE] 24' - 30'

STANDARD FEATURES

- All-Aluminum Construction
- One-Piece Aluminum Roof
- 48" Beavertail Construction
- 96" Tapered Gooseneck Attic
- Dexter Torsion Ride Axles
- Recessed HD D-Rings
- Rear Ramp Door w/ Spring Assist
- Roof Vent
- (3) Interior LED Dome Lights w/ Wall Switch
- Recessed LED Lights
- 3/4" Water Resistant Decking
- White Luan Interior Walls w/ T-Channel Trim
- Polished Aluminum Fender Flares
- Adjustable Gooseneck Coupler w/ 2-5/16" Ball
- Smooth .030" Bonded Side Panels
- Limited Lifetime Warranty



TRAILER MODEL	8.5x24 Gooseneck	8.5x26 Gooseneck	8.5x28 Gooseneck	8.5x30 Gooseneck
Item Number	G8.5x24	G8.5x26	G8.5x28	G8.5x30
Subframe	2" x 8"	2" x 8"	2" x 8"	2" x 8"
Floor Studs	16" O/C	16" O/C	16" O/C	16" O/C
Wall & Roof Studs	16" O/C	16" O/C	16" O/C	16" O/C
Box WxLxH	99" x 16' x 7'	99" x 18' x 7'	99" x 20' x 7'	99" x 22' x 7'
Interior WxLxH	96" x 15'2" x 6'10"	96" x 17'2" x 6'10"	96" x 19'2" x 6'10"	96" x 21'2" x 6'10"
Overall WxLxH	101" x 24' x 8'11"	101" x 26' x 8'11"	101" x 28' x 8'11"	101" x 30' x 8'11"
Deck Height	15"	15"	15"	15"
Rear Door Opening WxH	91" x 81"	91" x 81"	91" x 81"	91" x 81"
Axle(s) - Qty/Rating	2-5200# Braked	2-5200# Braked	2-5200# Braked	2-5200# Braked
GVWR	9990#	9990#	9990#	9990#
Wheels	15" Gloss Black Mod	15" Gloss Black Mod	15" Gloss Black Mod	15" Gloss Black Mod
Tires	225/75R15	225/75R15	225/75R15	225/75R15
Side Door	32" x 72"	32" x 72"	32" x 72"	32" x 72"
Power Connection	7-Way Round	7-Way Round	7-Way Round	7-Way Round
Coupler Rating/Ball Size	/ 2-5/16"	/ 2-5/16"	/ 2-5/16"	/ 2-5/16"
Jack				
Safety Chains	(2) 15000#	(2) 15000#	(2) 15000#	(2) 15000#
Curb Weight	4075#	4305#	4530#	4770#
Payload	5915#	5685#	5460#	5220#
BASE PRICE	\$21,527	\$22,382	\$23,214	\$24,161

OPTIONS & ACCESSORIES (Expanded Option List can be found in Options Section)

CONSTRUCTION OPTIONS		ITEM NUMBER		PRICE	UOM	TIE DOWN OPTIONS		ITEM NUMBER	PRICE	UOM
Add 3" to Box Height		HEIGHT3		\$22	PBF	Upgrade to Zinc 6000# Recessed Swivel D-Rings (From 5000# Recessed HD D-Ring w/ Backing Plate; Installed)		DRING6000UP	\$7	EA
Add 6" to Box Height		HEIGHT6		\$33	PBF					
Add 9" to Box Height		HEIGHT9		\$39	PBF					
Upgrade to 12" O/C Floor Studs (From 16" O/C; PBF)		FLOOR12OC		\$32	PBF					
White Vinyl Backed Luan (Ceiling Only; PBF)		CEILWHITEVINYL		\$22	PBF	12V LIGHTING & ELECTRICAL OPTIONS				
						Upgrade to 12V Electric Pedestal Jack w/ Battery & Box installed		12VPEDJACK	\$716	PKG
						LED Scare Light (Porch Light) w/ 12V Wall Switch		12VLEDSCARE	\$99	EA
						Recessed LED "Puck" Light Package (Interior) (8)		12VLEDPUCKPKG8	\$227	PKG
						Round LED Flush Mount Dome Lights (1) 12V Wall Switch				
						Upgrade to 12" LED Slimline Tail/Turn/Stop Lights (Pair)		12VLEDSTOPSLIM	\$54	PKG
TIRE/WHEEL ASSEMBLIES & ACCESSORIES						FLOORING OPTIONS				
Upgrade to 15" 225 Aluminum Wheels (Radial; From 15" 225 Silver Mod Radial)		WHEELUP15S225T015A225		\$143	EA	Upgrade to 3/4" Quad Ply Decking (Non-Skid Surface, FRP Backer; PBF)		FLOOR34QUADPLY	\$58	PBF
Spare 15" Gloss Black Mod 225/75R15 Tire (6-Lug)		WHEELSP15GB225		\$231	EA	Upgrade to TPO Coin Flooring (Black, PLF)		FLOORPOCOIN	\$38	PLF
Spare 15" Aluminum Wheel w/ 225/75R15 Tire (6-Lug)		WHEELSP15A225		\$372	EA					
Spare 16" Silver Mod Wheel w/ 235/80R16 Tire		WHEELSP16SILV235		\$307	EA					
2024 Int. Elevated Spare Tire Mount (Universal Fit.)		WHEELMOUNTELEV24		\$119	EA					
TIE DOWN OPTIONS						ACCESSORIES				
5000# Recessed Heavy Duty D-Ring w/ Backing Plate (Installed)		DRING5000DP		\$47	EA	8' Flat Front 4 Door Overhead Cabinet		CABOH96FF	\$649	EA
Zinc 6000# Recessed Swivel D-Ring w/ Backing Plate (Installed)		DRING6000Z		\$51	EA	8' Flat Front 4 Door Base Cabinet Color: BLACK		CABBS96FF	\$962	EA

ENCLOSED GOOSENECKS [TANDEM AXLE] 32' - 38'

STANDARD FEATURES

- All-Aluminum Construction
- One-Piece Aluminum Roof
- 48" Beavertail Construction
- 96" Tapered Gooseneck Attic
- Dexter Torsion Ride Axles
- Recessed HD D-Rings
- Rear Ramp Door w/ Spring Assist
- Roof Vent
- (3) Interior LED Dome Lights w/ Wall Switch
- Recessed LED Lights
- 3/4" Water Resistant Decking
- White Luan Interior Walls w/ T-Channel Trim
- Polished Aluminum Fender Flares
- Adjustable Gooseneck Coupler w/ 2-5/16" Ball
- Smooth .030" Bonded Side Panels
- Limited Lifetime Warranty



TRAILER MODEL	8.5x32 Gooseneck	8.5x34 Gooseneck	8.5x36 Gooseneck	8.5x38 Gooseneck
Item Number	G8.5X32	G8.5X34	G8.5X36	G8.5X38
Subframe	2" x 8"	2" x 8"	2" x 8"	2" x 8"
Floor Studs	16" O/C	16" O/C	16" O/C	16" O/C
Wall & Roof Studs	16" O/C	16" O/C	16" O/C	16" O/C
Box WxLxH	99" x 24' x 7'	99" x 26' x 7'	99" x 28' x 7'	99" x 30' x 7'
Interior WxLxH	96" x 23'2" x 6'10"	96" x 25'2" x 6'10"	96" x 27'2" x 6'10"	96" x 29'2" x 6'10"
Overall WxLxH	101" x 32' x 8'11"	101" x 34' x 8'11"	101" x 36' x 8'11"	101" x 38' x 8'11"
Deck Height	15"	15"	15"	15"
Rear Door Opening WxH	91" x 81"	91" x 81"	91" x 81"	91" x 81"
Axle(s) - Qty/Rating	2-5200# Braked	2-5200# Braked	2-5200# Braked	2-5200# Braked
GVWR	9990#	9990#	9990#	9990#
Wheels	15" Gloss Black Mod	15" Gloss Black Mod	15" Gloss Black Mod	15" Gloss Black Mod
Tires	225/75R15	225/75R15	225/75R15	225/75R15
Side Door	32" x 72"	32" x 72"	32" x 72"	32" x 72"
Power Connection	7-Way Round	7-Way Round	7-Way Round	7-Way Round
Coupler Rating/Ball Size	/ 2-5/16"	/ 2-5/16"	/ 2-5/16"	/ 2-5/16"
Jack				
Safety Chains	(2) 15000#	(2) 15000#	(2) 15000#	(2) 15000#
Curb Weight	4995#	5225#	5500#	5695#
Payload	4995#	4765#	4490#	4295#
BASE PRICE	\$24,979	\$25,630	\$27,098	\$27,673

OPTIONS & ACCESSORIES (Expanded Option List can be found in Options Section)

CONSTRUCTION OPTIONS	ITEM NUMBER	PRICE	UOM	TIE DOWN OPTIONS	ITEM NUMBER	PRICE	UOM
Add 3" to Box Height	HEIGHT3	\$22	PBF	Upgrade to Zinc 6000# Recessed Swivel D-Rings (From 5000# Recessed HD D-Ring w/ Backing Plate; Installed)	DRING6000UP	\$7	EA
Add 6" to Box Height	HEIGHT6	\$33	PBF				
Add 9" to Box Height	HEIGHT9	\$39	PBF				
Upgrade to 12" O/C Floor Studs (From 16" O/C; PBF)	FLOOR12OC	\$32	PBF				
White Vinyl Backed Luan (Ceiling Only; PBF)	CEILWHITEVINYL	\$22	PBF	12V LIGHTING & ELECTRICAL OPTIONS			
				Upgrade to 12V Electric Pedestal Jack w/ Battery & Box installed	12VPEDJACK	\$716	PKG
AXLE OPTIONS				LED Scare Light (Porch Light) w/ 12V Wall Switch	12VLEDSCARE	\$99	EA
Upgrade to 2-6K Torsion Braked Axles (From 2-5K Torsion Braked; Includes 16" Tire Upgrade)	AXLETOR10BRTOTOR12BR	\$579	PKG	Recessed LED "Puck" Light Package (Interior) (8)	12VLEDPUCKPKG8	\$227	PKG
				Round LED Flush Mount Dome Lights (1) 12V Wall Switch			
TIRE/WHEEL ASSEMBLIES & ACCESSORIES				Upgrade to 12" LED Slimline Tail/Turn/Stop Lights (Pair)	12VLEDSTOPSLIM	\$54	PKG
Upgrade to 15" 225 Aluminum Wheels (Radial; From 15" 225 Silver Mod Radial)	WHEELUP15S225T015A225	\$143	EA	FLOORING OPTIONS			
Spare 15" Gloss Black Mod 225/75R15 Tire (6-Lug)	WHEELSP15GB225	\$231	EA	Upgrade to 3/4" Quad Ply Decking (Non-Skid Surface, FRP Backer; PBF)	FLOOR34QUADPLY	\$58	PBF
Spare 15" Aluminum Wheel w/ 225/75R15 Tire (6-Lug)	WHEELSP15A225	\$372	EA	Upgrade to TPO Coin Flooring (Black, PLF)	FLOORPOCOIN	\$38	PLF
Spare 16" Silver Mod Wheel w/ 235/80R16 Tire	WHEELSP16SILV235	\$307	EA				
2024 Int. Elevated Spare Tire Mount (Universal Fit.)	WHEELMOUNTELEV24	\$119	EA	ACCESSORIES			
				8' Flat Front 4 Door Overhead Cabinet	CABOH96FF	\$649	EA
TIE DOWN OPTIONS				8' Flat Front 4 Door Base Cabinet Color: BLACK	CABBS96FF	\$962	EA
5000# Recessed Heavy Duty D-Ring w/ Backing Plate (Installed)	DRING5000DP	\$47	EA				
Zinc 6000# Recessed Swivel D-Ring w/ Backing Plate (Installed)	DRING6000Z	\$51	EA				

ENCLOSED GOOSENECKS [TRIPLE AXLE] 40' - 46'

STANDARD FEATURES

- All-Aluminum Construction
- One-Piece Aluminum Roof
- 48" Beavertail Construction
- 96" Tapered Gooseneck Attic
- Torsion Ride Suspension
- Recessed HD D-Rings
- Rear Ramp Door w/ Spring Assist
- Roof Vent
- (3) Interior LED Dome Lights w/ Wall Switch
- Recessed LED Lights
- 3/4" Water Resistant Decking
- White Luan Interior Walls w/ T-Channel Trim
- Polished Aluminum Fender Flares
- Adjustable Gooseneck Coupler w/ 2-5/16" Ball
- Smooth .030" Bonded Side Panels
- Limited Lifetime Warranty



TRAILER MODEL	8.5x40 Gooseneck	8.5x42 Gooseneck	8.5x44 Gooseneck	8.5x46 Gooseneck
Item Number	G8.5X40	G8.5X42	G8.5X44	G8.5X46
Subframe	2" x 8"	2" x 8"	2" x 8"	2" x 8"
Floor Studs	16" O/C	16" O/C	16" O/C	16" O/C
Wall & Roof Studs	16" O/C	16" O/C	16" O/C	16" O/C
Box WxLxH	99" x 32' x 7'	99" x 34' x 7'	99" x 36' x 7'	99" x 38' x 7'
Interior WxLxH	96" x 31'2" x 6'10"	96" x 33'2" x 6'10"	96" x 35'2" x 6'10"	96" x 37'2" x 6'10"
Overall WxLxH	101" x 40' x 8'11"	101" x 42' x 8'11"	101" x 44' x 8'11"	101" x 46' x 8'11"
Deck Height	15"	15"	15"	15"
Rear Door Opening WxH	91" x 81"	91" x 81"	91" x 81"	91" x 81"
Axle(s) - Qty/Rating	3-5200# Braked	3-5200# Braked	3-5200# Braked	3-5200# Braked
GVWR	15600#	15600#	15600#	15600#
Wheels	15" Gloss Black Mod	15" Gloss Black Mod	15" Gloss Black Mod	15" Gloss Black Mod
Tires	225/75R15	225/75R15	225/75R15	225/75R15
Side Door	32" x 72"	32" x 72"	32" x 72"	32" x 72"
Power Connection	7-Way Round	7-Way Round	7-Way Round	7-Way Round
Coupler Rating/Ball Size	/ 2-5/16"	/ 2-5/16"	/ 2-5/16"	/ 2-5/16"
Jack				
Safety Chains	(2) 15000#	(2) 15000#	(2) 15000#	(2) 15000#
Curb Weight	6205#	6450#	6695#	7020#
Payload	9395#	9150#	8905#	8580#
BASE PRICE	\$32,161	\$33,302	\$33,876	\$34,203

OPTIONS & ACCESSORIES (Expanded Option List can be found in Options Section)

CONSTRUCTION OPTIONS	ITEM NUMBER	PRICE	UOM	TIE DOWN OPTIONS	ITEM NUMBER	PRICE	UOM
Add 3" to Box Height	HEIGHT3	\$22	PBF	Zinc 6000# Recessed Swivel D-Ring w/ Backing Plate (Installed)	DRING6000Z	\$51	EA
Add 6" to Box Height	HEIGHT6	\$33	PBF				
Add 9" to Box Height	HEIGHT9	\$39	PBF	Upgrade to Zinc 6000# Recessed Swivel D-Rings (From 5000# Recessed HD D-Ring w/ Backing Plate; Installed)	DRING6000UP	\$7	EA
Upgrade to 12" O/C Floor Studs (From 16" O/C; PBF)	FLOOR12OC	\$32	PBF				
White Vinyl Backed Luan (Ceiling Only; PBF)	CEILWHITEVINYL	\$22	PBF				
AXLE OPTIONS				12V LIGHTING & ELECTRICAL OPTIONS			
Upgrade to 3-6K Torsion Braked Axles (From 3-5K Braked; Includes 16" Tire Upgrade)	AXLETOR15BRTOTOR18BR	\$911	PKG	Upgrade to 12V Electric Pedestal Jack w/ Battery & Box installed	12VPEDJACK	\$716	PKG
Upgrade to 3-7K Torsion Braked Axles (From 3-5K Braked; Includes 16" Tire Upgrade)	AXLETOR15BRTOTOR21BR	\$3,611	PKG	LED Scare Light (Porch Light) w/ 12V Wall Switch	12VLEDSCARE	\$99	EA
Upgrade to 3-8K Torsion Braked Axles (From 3-5K Braked; Includes 17.5" Tire Upgrade)	AXLETOR15BRTOTOR24BR	\$5,868	PKG	Recessed LED "Puck" Light Package (Interior) (8)	12VLEDPUCKPKG8	\$227	PKG
				Round LED Flush Mount Dome Lights (1) 12V Wall Switch			
				Upgrade to 12" LED Slimline Tail/Turn/Stop Lights (Pair)	12VLEDSTOPSLIM	\$54	PKG
TIRE/WHEEL ASSEMBLIES & ACCESSORIES				FLOORING OPTIONS			
Upgrade to 15" 225 Aluminum Wheels (Radial; From 15" 225 Silver Mod Radial)	WHEELUP15S225TO15A225	\$143	EA	Upgrade to 3/4" Quad Ply Decking (Non-Skid Surface, FRP Backer; PBF)	FLOOR34QUADPLY	\$58	PBF
Spare 15" Gloss Black Mod 225/75R15 Tire (6-Lug)	WHEELSP15GB225	\$231	EA	Upgrade to TPO Coin Flooring (Black, PLF)	FLOORPTOCOIN	\$38	PLF
Spare 15" Aluminum Wheel w/ 225/75R15 Tire (6-Lug)	WHEELSP15A225	\$372	EA				
Spare 16" Silver Mod Wheel w/ 235/80R16 Tire	WHEELSP16SILV235	\$307	EA				
2024 Int. Elevated Spare Tire Mount (Universal Fit.)	WHEELMOUNTELEV24	\$119	EA				
Spare 17.5" Silver Mod Wheel w/ 215/75R17.5 Tire	WHEELSP17.5SILV215	\$507	EA				
TIE DOWN OPTIONS				ACCESSORIES			
5000# Recessed Heavy Duty D-Ring w/ Backing Plate (Installed)	DRING5000DP	\$47	EA	8' Flat Front 4 Door Overhead Cabinet	CABOH96FF	\$649	EA
				8' Flat Front 4 Door Base Cabinet Color: BLACK	CABBS96FF	\$962	EA

ENCLOSED GOOSENECKS [TRIPLE AXLE] 48' - 53'

STANDARD FEATURES

- All-Aluminum Construction
- One-Piece Aluminum Roof
- 48" Beavertail Construction
- 96" Tapered Gooseneck Attic
- Torsion Ride Suspension
- Recessed HD D-Rings
- Rear Ramp Door w/ Spring Assist
- Roof Vent
- (3) Interior LED Dome Lights w/ Wall Switch
- Recessed LED Lights
- 3/4" Water Resistant Decking
- White Luan Interior Walls w/ T-Channel Trim
- Polished Aluminum Fender Flares
- Adjustable Gooseneck Coupler w/ 2-5/16" Ball
- Smooth .030" Bonded Side Panels
- Limited Lifetime Warranty



TRAILER MODEL	8.5x48 Gooseneck	8.5x50 Gooseneck	8.5x53 Gooseneck
Item Number	G8.5X48	G8.5X50	G8.5X53
Subframe	2" x 8"	2" x 8"	2" x 8"
Floor Studs	16" O/C	16" O/C	16" O/C
Wall & Roof Studs	16" O/C	16" O/C	16" O/C
Box WxLxH	99" x 40' x 7'	99" x 42' x 7'	99" x 45' x 7'
Interior WxLxH	96" x 39'2" x 6'10"	96" x 41'2" x 6'10"	96" x 44'2" x 6'10"
Overall WxLxH	101" x 48' x 8'11"	101" x 50' x 8'11"	101" x 53' x 8'11"
Deck Height	15"	15"	15"
Rear Door Opening WxH	91" x 81"	91" x 81"	91" x 81"
Axle(s) - Qty/Rating	3-5200# Braked	3-5200# Braked	3-5200# Braked
GVWR	15600#	15600#	15600#
Wheels	15" Gloss Black Mod	15" Gloss Black Mod	15" Gloss Black Mod
Tires	225/75R15	225/75R15	225/75R15
Side Door	32" x 72"	32" x 72"	32" x 72"
Power Connection	7-Way Round	7-Way Round	7-Way Round
Coupler Rating/Ball Size	/ 2-5/16"	/ 2-5/16"	/ 2-5/16"
Jack			
Safety Chains	(2) 15000#	(2) 15000#	(2) 15000#
Curb Weight	7350#	7695#	8000#
Payload	8250#	7905#	7600#
BASE PRICE	\$36,079	\$36,895	\$37,711

OPTIONS & ACCESSORIES (Expanded Option List can be found in Options Section)

CONSTRUCTION OPTIONS	ITEM NUMBER	PRICE	UOM	TIE DOWN OPTIONS	ITEM NUMBER	PRICE	UOM
Add 3" to Box Height	HEIGHT3	\$22	PBF	Zinc 6000# Recessed Swivel D-Ring w/ Backing Plate (Installed)	DRING6000Z	\$51	EA
Add 6" to Box Height	HEIGHT6	\$33	PBF				
Add 9" to Box Height	HEIGHT9	\$39	PBF	Upgrade to Zinc 6000# Recessed Swivel D-Rings (From 5000# Recessed HD D-Ring w/ Backing Plate; Installed)	DRING6000UP	\$7	EA
Upgrade to 12" O/C Floor Studs (From 16" O/C; PBF)	FLOOR12OC	\$32	PBF				
White Vinyl Backed Luan (Ceiling Only; PBF)	CEILWHITEVINYL	\$22	PBF				
AXLE OPTIONS				12V LIGHTING & ELECTRICAL OPTIONS			
Upgrade to 3-6K Torsion Braked Axles (From 3-5K Braked; Includes 16" Tire Upgrade)	AXLETOR15BRTOTOR18BR	\$911	PKG	Upgrade to 12V Electric Pedestal Jack w/ Battery & Box installed	12VPEDJACK	\$716	PKG
Upgrade to 3-7K Torsion Braked Axles (From 3-5K Braked; Includes 16" Tire Upgrade)	AXLETOR15BRTOTOR21BR	\$3,611	PKG	LED Scare Light (Porch Light) w/ 12V Wall Switch	12VLEDSCARE	\$99	EA
Upgrade to 3-8K Torsion Braked Axles (From 3-5K Braked; Includes 17.5" Tire Upgrade)	AXLETOR15BRTOTOR24BR	\$5,868	PKG	Recessed LED "Puck" Light Package (Interior) (8)	12VLEDPUCKPKG8	\$227	PKG
				Round LED Flush Mount Dome Lights (1) 12V Wall Switch			
				Upgrade to 12" LED Slimline Tail/Turn/Stop Lights (Pair)	12VLEDSTOPSLIM	\$54	PKG
TIRE/WHEEL ASSEMBLIES & ACCESSORIES				FLOORING OPTIONS			
Upgrade to 15" 225 Aluminum Wheels (Radial; From 15" 225 Silver Mod Radial)	WHEELUP15S225TO15A225	\$143	EA	Upgrade to 3/4" Quad Ply Decking (Non-Skid Surface, FRP Backer; PBF)	FLOOR34QUADPLY	\$58	PBF
Spare 15" Gloss Black Mod 225/75R15 Tire (6-Lug)	WHEELSP15GB225	\$231	EA	Upgrade to TPO Coin Flooring (Black, PLF)	FLOORTPOCOIN	\$38	PLF
Spare 15" Aluminum Wheel w/ 225/75R15 Tire (6-Lug)	WHEELSP15A225	\$372	EA				
Spare 16" Silver Mod Wheel w/ 235/80R16 Tire	WHEELSP16SILV235	\$307	EA				
2024 Int. Elevated Spare Tire Mount (Universal Fit.)	WHEELMOUNTELEV24	\$119	EA				
Spare 17.5" Silver Mod Wheel w/ 215/75R17.5 Tire	WHEELSP17.5SILV215	\$507	EA				
TIE DOWN OPTIONS				ACCESSORIES			
5000# Recessed Heavy Duty D-Ring w/ Backing Plate (Installed)	DRING5000DP	\$47	EA	8' Flat Front 4 Door Overhead Cabinet	CABOH96FF	\$649	EA
				8' Flat Front 4 Door Base Cabinet Color: BLACK	CABBS96FF	\$962	EA

POPULAR CAR HAULER AND GOOSENECK OPTIONS

ITEM NUMBER	CONSTRUCTION OPTIONS	PRICE	UOM
VNOSE48UPFF	Upgrade to 48" V-Nose (From Flat Front w/ Cast Corners)	\$0	EA
VNOSESLOPE	Add Slope in V-Nose	\$82	PKG
CASTCORNERUP	Cast Polished Corners for Flat Front	\$485	PKG
RADIUSROOF	Upgrade to Radius Roof Construction (Up to 30') (Sloped V-Nose, Cast Corners, & Rear Canopies Are Not Available With This Option)	\$33	PBF
WALLINTSTUD	Upgrade to Integrated Wall Stud System – (2) Parallel Tracks Built into Studs, Installed 32" O/C, and Utilizes a 1/4" Carriage Bolt to Mount Items (PBF)	\$44	PBF
VNOSEROUND2	2' Round Nose w/ Anodize Nose Cone	\$898	PKG
HEIGHT3	3" Extra Height	\$22	PBF
HEIGHT6	6" Extra Height	\$33	PBF
HEIGHT9	9" Extra Height	\$39	PBF
HEIGHT12	12" Extra Height	\$43	PBF
HEIGHT15	15" Extra Height (Requires .080 Wall Stud Upgrade and HD Rear Ramp)	\$54	PBF
HEIGHT18	18" Extra Height (Requires HD Ramp or Barn Door Upgrade & .080 Wall Stud Upgrade)	\$63	PBF
HEIGHT21	21" Extra Height (Requires .080 Wall Stud Upgrade and HD Rear Ramp)	\$73	PBF
HEIGHT24	24" Extra Height (Requires HD Ramp or Barn Door Upgrade & .080 Wall Stud Upgrade)	\$84	PBF
HEIGHTDED6	Height Decrease 6"	\$0	PBF
HEIGHTDED12	Height Decrease 12"	\$0	PBF
LENGTH285	Additional Length in 2' Intervals (8.5-Wide)	\$670	Per 2'
FRAMEUP2X8	Upgrade Trailer Sub Frame to 2"x8" (From 2"x6"; PBF)	\$94	PBF
BEAVERVISIBLE	Reverse Beavertail Construction on (7'-Wides & Up)	\$219	EA
TONGUE12EXT	12" Extended Tongue (For 3K Tandem Axle Enclosed with 2"x5" Frame) Includes Center Beam Upgrade	\$301	PKG
TONGUE16EXTCH	16" Extended Tongue (For 5K Tandem Axle Enclosed; Trailer Must Have 2"x6" Frame or Larger)	\$525	PKG
COUPLER2516STO2516ADJ	Upgrade to 3" Adjustable 2-5/16" A-Frame Coupler	\$165	EA
JACK8000PED	Upgrade to 8000# Pedestal Jack (From Wheel or Center Jack)	\$64	EA
JACK10000PED	Upgrade to 10000# Pedestal Jack (From Wheel or Center Jack)	\$81	EA
GNELECLAND	Upgrade to Electric Landing Gear (Gooseneck Models Only)	\$1,168	EA
JACKGNHYDRLAND	Upgrade to Big Foot Hydraulic Landing Gear (Gooseneck Models Only; Single Leg)	\$2,558	EA
JACKHYDBPFF	Upgrade to 8K Big Foot Hydraulic Jack (Bumper Pull; Flat Front Models Only)	\$1,558	EA
FLOOR120C	Upgrade to 12" O/C Floor Studs (From 16" O/C; PBF)	\$32	PBF
ROOFTRUSSEDUP	Upgrade to Trussed Roof System (Not Compatible w/ Radius)	\$42	EA
080WALLSTUD	Upgrade to .080 Wall Studs	\$36	PBF
WALL2X2UP	Upgrade Wall Studs to 2"x2", PBF	\$75	PBF
CEIL2X2UP	Upgrade Ceiling Studs to 2"x2", PBF	\$39	PBF
WALKONROOF	Walk On Roof (Reinforced; PBF)	\$51	PBF
WINCHMOUNTHD	Heavy Duty Winch Mount (Winch Not Included)	\$298	EA
PLATFORMROOF8	8' Platform Roof w/ Ladder & Rail Kit	\$3,311	PKG
CATWALK14	14' Catwalk (Includes Ladder to Roof & 4 Ladder Racks)	\$1,729	PKG
CATWALK16	16' Catwalk (Includes Ladder to Roof & 4 Ladder Racks)	\$1,822	PKG
CATWALK18	18' Catwalk (Includes Ladder to Roof & 5 Ladder Racks)	\$2,116	PKG
CATWALK20	20' Catwalk (Includes Ladder to Roof & 6 Ladder Racks)	\$2,407	PKG
LADDEREXTERIOR	Ladder to Roof (Outside V-Nose)	\$264	EA
LADDEROLLER	Upgrade to Roller on Rear Ladder Rack	\$287	EA
LADDERRACKDEL	Ladder Racks	\$192	EA
CANOPYREAR2013	Rear Canopy Loading Light System - 2013 Version (Not Available w/ Radius Roof)	\$697	PKG
CANOPYREAR2020	Rear Canopy Loading Light System - 2020 Version (Not Available w/ Radius Roof)	\$315	PKG
DOOR3272RADIUSSCR	32"x72" Radius RV Door w/ Screen (Window Optional)	\$747	EA
DOOR3272RADIUSUP	Upgrade to Dexter 32"x72" Radius Door **Trailer Must Have 32"x72" Piano Hinged Door Already**	\$309	PKG
ITEM NUMBER	DOORS, RAMPS & COMPARTMENTS	PRICE	UOM
DOOR3272RADIUSSCRUP	Upgrade to 32"x72" Radius RV Door w/ Screen (Window Optional) (From Stand. 32"x72" Side Access Door)	\$468	EA
DOOR36UP	Upgrade to 36" Wide Side Access Door (from 32")	\$70	EA
DOOR48UP	Upgrade to 48" Wide Side Access Door (from 32")	\$125	EA
DOOR4872	48"x72" Split Side Access Door(s)	\$1,082	EA
DOOR4872UP	Upgrade to 48"x72" Split Side Access Door(s) (From 32"x72" Side Access Door)	\$641	EA
DOOR78UP	Upgrade to 78"-Tall Side Access Door (From 72" (SAD) (Excludes Radius RV Door)	\$44	EA
DOORDOUBLEBARND	Double Barn Doors (Replaces Standard Rear Ramp) Double Barn Doors (Replaces Standard Rear Ramp)	\$0	EA
** THIS WILL DELETE BEAVERTAIL IF TRAILER COMES WITH ONE **			
DOORBARNSIDE	Barn Doors on Side of Trailer (74"W x 72" H)	\$1,420	EA
RAMPSIDE	Ramp Door w/ Spring Assist on Side of Trailer (74"W x 72" H)	\$1,420	EA
RAMPXWIDE95	Upgrade to X-Wide 95" Rear Opening (Rear Ramp Only)	\$301	EA

POPULAR CAR HAULER AND GOOSENECK OPTIONS

ITEM NUMBER	DOORS, RAMPS & COMPARTMENTS	PRICE	UOM
FLAPDPTRANS	Diamond Plate Transition Flap (Ramp to Box)	\$183	EA
STARTERALUM	Aluminum Starter Flap to Rear Ramp	\$297	EA
RAMPHDSTRINGERS	Add (2) 2x4 Wingstock Stringers to Rear Ramp (CH Grade Only) (Maximum Weight Capacity - 5000#)	\$287	EA
GEN3030DOOR	Generator Door (30"x30") w/ Salem Vent & Paddle Handle (Lockable)	\$395	EA
GEN3636DOOR	Generator Door (36"x36") w/ Salem Vent & Paddle Handle (Lockable)	\$442	EA
GEN303024COM	Generator Compartment (30"Hx30"Wx24"D) (Door Optional)	\$453	EA
GEN363624COM	Generator Compartment (36"Hx36"Wx24"D) (Door Optional)	\$478	EA
GENSLIDETRAY	Slide Out Generator Tray	\$971	EA
GENCOMINS	Upgrade to Insulated Generator Compartment (Requires Generator Compartment)	\$125	EA
GENGNCOM	Under Gooseneck Generator Compartment w/ Door & Vent (33"W x 20"H x 22"D)	\$1,024	EA
GNSTORCOM	Under Gooseneck Storage Compartment w/ Flip-Up Door (60"W x 28"H x 24"D)	\$1,252	EA
PROPANE3030COM	Propane Compartment (30"H x 30"W x 24") w/ Vented Non Locking Door	\$794	EA
PROPANE3636COM	Propane Compartment (36"H x 36"W x 24") w/ Vented Non Locking Door	\$954	EA
DOOR1414FUEL	Fuel Door w/ Paddle Handle 14"x14"	\$144	EA
DOOR2424FUEL	Fuel Door w/ Paddle Handle 24"x24"	\$170	EA
DOOR4848CON	Concession Door 4'x4'	\$714	EA
DOOR4860CON	Concession Door 4'x6'	\$808	EA
DOOR4896CON	Concession Door 4'x8'	\$835	EA
DOOR4848ESCAPE	Escape Door 4'x4' - DRIVERSIDE OVER WHEEL WELL	\$540	EA
DOOR9672ELITE18	Elite Escape Door (72" W x 88-1/2" L Fold Up Door w/ Gas Prop Lift Assist, Removable Fender) **If Trailer is Upgraded to Spread Axle, Door will be 97-3/4" Wide & Includes Step Between Tires**	\$1,734	EA
DOOR3030HATCH	Hatch Door 30"x30"	\$309	EA
STEPPULLOUTRV	RV-Style Pull-Out Step (Steel)	\$255	EA
STEPALUMFOLD	Aluminum Fold Down Step	\$132	EA
STEPALUMFOLDP	Powder Coated Aluminum Flip Down Step	\$183	EA
STEPUPALUMFOLDP	Upgrade to Powder Coated Aluminum Flip Down Step (From Standard Step)	\$76	EA
STEPALUMPULL	Aluminum Pull-Out Step	\$239	EA
STEPLOOP	Aluminum Loop Step Stationary	\$81	EA
STEPREAR	Rear Full Length Step Across Rear of Trailer (12" Deep with Expanded Aluminum on Top) (Barn Doors Only)	\$359	EA
DOORHANDLEAL	Aluminum Grab Handle For Side Access Door	\$32	EA
DOORKEYEDLHRR	Keyed Locking Hasps for Rear Ramp	\$90	SET
DOORLLATCH	Upgrade to L-Latches "Freezer Latches" (Per Ramp, Replaces Locking Bars) (Premium Models w/ CH Grade Rear Ramp Only)	\$223	SET
DOORALUMHINGERAMP	Upgrade to Premium Aluminum Ramp Hinges (SET, From S/S Strap Hinges) (Premium CH/GN Models)	\$348	SET
DOORPHINGEFULLRUP	Upgrade to Full Piano Hinge For Rear Ramp	\$267	EA
DOORLOCKINGSAD	Locking Bar for Side Access Door	\$152	EA
DOORKEYLOCKSAD	Keyed Locking Hasps for Side Door Locking Bar	\$57	SET
DOORPHINGEFULLSADUP	Upgrade to Full Piano Hinge For Side Access Door	\$32	EA
RAMPAIRCURTAIN	Rear Door Air Curtain	\$769	EA
DOORSCREENRR	Pull Down Screen for Rear Door Opening	\$596	EA
DOORTENT	Pop Out Tent Bed (60"H x 80"L Rough Opening)	\$3,763	EA
DOORKEYLESS	Keyless Entry System (For Side Access Door)	\$332	SET
RAMP6CHEXT	Upgrade to 6' Extruded Aluminum Bi-Fold Ramp Extension (Car Hauler Models)	\$683	SET
RAMPSTOWABLEKIT	Rear Stowable Ramp Kit (2) 26"x6' Ramps (Extrusion to Hook Ramps, Ramps to Stow Interior of Barn Doors, (4) Extra Strap Hinges)	\$681	PKG
ITEM NUMBER	EXTERIOR OPTIONS	PRICE	UOM
SKIN040UP	.040 Skin Upgrade (Black, White, & Silver Only)	\$64	PBF
SKIN050UP	.050 Skin Upgrade (Black & White Only)	\$91	PBF
SKINPOLYUP	Upgrade to .078 PolyCOR Exterior Skin (Available in Black, White, Charcoal & Silver)	\$35	PBF
TRIM12ANOD	Anodized Aluminum Side & Rear Trim Panel (12"; PBF)	\$22	PBF
TRIM12DP	Aluminum Diamond Plate Side & Rear Trim Panel (12"; PBF)	\$26	PBF
TRIM24ANOD	Anodized Aluminum Side & Rear Trim Panel (24"; PBF)	\$49	PBF
TRIM24DP	Aluminum Diamond Plate Side & Rear Trim Panel (24"; PBF)	\$50	PBF
TRIM7	Upgrade to Larger 7" Bottom Trim (PBF)	\$13	PBF
TRIM36SGUP	Upgrade to 36" Stone Guard from 24"	\$279	EA
TRIM48SGUP	Upgrade to 48" Stone Guard from 24"	\$360	EA
TRIMTTSP	Two-Tone Color Package - No Anodized Divider	\$150	EA
TRIMTT6	Two-Tone Color w/ 6" Anodized Divider	\$315	PKG
TRIMTT12	Two-Tone Color w/ 12" Anodized Divider	\$406	PKG
TRIMTT24	Two-Tone Color w/ 24" Anodized Divider	\$556	PKG

POPULAR CAR HAULER AND GOOSENECK OPTIONS

ITEM NUMBER	EXTERIOR OPTIONS	PRICE	UOM
VNOSEANODIZEDNOSE	Upgrade to Anodized Nose Cone	\$161	PKG
DOTTAPE	Add Red & White DOT Tape to Trailer (PLF) ** Must Have On Any Trailer Over 10,000lb GVWR **	\$7	PLF
ROOFTRANS	Upgrade to Composite Translucent Roof (From Mill-Finish Aluminum; PBF)	\$16	PBF
ITEM NUMBER	INTERIOR OPTIONS	PRICE	UOM
WALL030BONDED	White .030 Aluminum Side Walls, Bonded	\$33	PBF
WALL030SCREWED	White .030 Aluminum Side Walls, Screwed	\$33	PBF
CEIL030BONDED	White .030 Aluminum Ceiling, Bonded	\$38	PBF
CEIL030SCREWED	White .030 Aluminum Ceiling, Screwed	\$38	PBF
CEILWHITEVINYL	White Vinyl Backed Luan (Ceiling Only; PBF)	\$22	PBF
WALLWLTO38WR	Upgrade to 3/8" Water Resistant Walls (Cargo Trailers; From White Luan Walls; PBF)	\$0	PBF
WALLWLTO38PLY	Upgrade to 3/8" Plywood Walls (Cargo Trailers; From White Luan Walls; PBF)	\$23	PBF
WALL12PLYCARUP	Upgrade to 1/2" Plywood Walls (Cargo Trailers; PBF)	\$45	PBF
WALL34INS	3/4" Foam Insulation (Side Walls; PBF)	\$25	PBF
CEIL34INS	3/4" Foam Insulation - Ceiling (Require Ceiling liner)	\$20	PBF
WALL030COVE	.030 Aluminum Cove (All Colors)	\$36	PBF
WALLANONCOVE	Anodized Roof Coves	\$42	PBF
SPRINGCOVERANO	Anodized Spring Cover	\$146	EA
DPSRINGCOV	Diamond Plate Spring Cover	\$183	EA
DRIVEOVERFENDERHD	Drive Over Fender Kit (Heavy Duty; 3/16" Mill Finish Aluminum) (Car Hauler)	\$634	EA
DRIVEOVERFENDERSLOPE	Drive Over Fender Kit (Sloped w/ Ski Guides; .090 Mill Finish) (Car Hauler)	\$282	EA
CEIL2INS	2" Foam Insulation (Ceiling Only; PBF)	\$45	PBF
CEIL2INSUP34	Upgrade to 2" Foam Insulation (Ceiling Only; PBF)	\$40	PBF
SPRINGCOVER030REAR	.030" Aluminum Spring Assist Cover for Rear Ramp Door	\$133	EA
PARTITIONWALL	Partition Wall w/ 32" Access Door	\$754	EA
WALL6DPKP	Diamond Plate Kickplate (6")	\$15	PBF
WALL12DPKP	Diamond Plate Kick Plate (12")	\$22	PBF
WALL24DPKP	Diamond Plate Kickplate (24")	\$50	PBF
WALL12WRKP	Water Resistant Kick Plate (12")	\$10	PBF
WALL6EXTKP	Extruded Aluminum Kick Plate (6")	\$17	PBF
WALLCARPET3	Carpet on Walls (Charcoal only, 3' Up on Walls, Calculate 4' for V)	\$24	PLF
WALLTPO3	Upgrade to Black TPO Coin Walls (3' Up Wall, Count 4' V-Nose; PLF)	\$60	PLF
ITEM NUMBER	FLOORING	PRICE	UOM
FLOOR34WRT034PT	Upgrade to 3/4" Pressure Treated Plywood (From 3/4" Water Resistant Decking)	\$20	PBF
FLOOR34QUADPLY	Upgrade to 3/4" Quad Ply Decking (Non-Skid Surface, FRP Backer; PBF)	\$58	PBF
FLOORADD34WR	Additional Layer of 3/4" Water Resistant Decking	\$36	PBF
FLOOREXTRUDED	Upgrade to Extruded Aluminum Floor (Charge for Ramp and V-Nose; PLF)	\$86	PLF
FLOOR045DP	Aluminum Diamond Plate Floor Overlay (.045") (PLF)	\$58	PLF
FLOORBLACKMARBLE	Upgrade to Black Marble Vinyl Flooring (PLF)	\$51	PLF
FLOORCHECKER	Upgrade to Checkerboard Vinyl Flooring (Black & White; PLF)	\$64	PLF
FLOOREPOXY	Painted Epoxy Floor Covering (PBF)	\$24	PBF
FLOORRUBBERCOIN	Upgrade to Rubber Coin Flooring (Black; PLF)	\$83	PLF
FLOORTPOCOIN	Upgrade to TPO Coin Flooring (Black)	\$38	PLF
FLOOREXTRUDEDTPO	Upgrade to Extruded Aluminum Floor from Rubber TPO Floor (Charge for Ramp and V-Nose; PLF)	\$64	PLF
FLOORCARPET	Upgrade to Charcoal Carpet Flooring (PLF)	\$32	PLF
FLOOR34INSUL	Upgrade to 3/4" Foam Insulated Floor	\$94	PBF
FLOOR056DP12SINGLE	Aluminum Diamond Plate Runner (12" Single Row; .056") (PLF)	\$17	PLF
FLOOR056DP12DBL	Aluminum Diamond Plate Runner (12" Double Rows; .056") (PLF)	\$27	PLF
ITEM NUMBER	TIRE/WHEEL ASSEMBLIES & ACCESSORIES	PRICE	UOM
WHEELUP15S225T015A225	Upgrade to 15" 225 Aluminum Wheels (Radial; From 15" 225 Silver Mod Radial)	\$143	EA
WHEELUP15S225T015BA225	Upgrade to 15" 225 BLACK Aluminum Wheels (Radial; From 15" 225 Silver Mod Radial)	\$143	EA
WHEELUP15S225T015FB225	Upgrade to 15" 225 Flat Black Mod (Radial; From 15" 225 Silver Mod Radial Wheels) **SPECIAL ORDER**	\$54	EA
WHEELUP15S225T016SM	Upgrade to 16" Silver Mod Wheels (Radial; From 15" 225 Silver Mod Radial)	\$80	EA
WHEELUP15A225T016A	Upgrade to 16" Aluminum Wheels (Radial; From 15" 225 Aluminum)	\$80	EA
WHEELUP15A225T016BA	Upgrade to 16" BLACK Aluminum Wheels (Radial; From 15" 225 Aluminum)	\$80	EA
WHEELUP16SMT016GSM	Upgrade to 16" G-Rated Silver Mod Wheels (Radial; From 16" Silver Mod Radial)	\$130	EA
WHEELUP16ST016A	Upgrade to 16" Aluminum Wheels (Radial; From 16" Silver Mod Wheels)	\$186	EA
WHEELUP16ST016BA	Upgrade to 16" Black Aluminum Wheels (Radial; From 16" Silver Mod Wheels)	\$186	EA
WHEELUP16ATO17.5A	Upgrade to 17.5" Aluminum Wheels (Radial; From 16" Aluminum Rims)	\$441	EA
WHEELUP16ST017.5A	Upgrade to 17.5" Aluminum Wheels (Radial; From 16" Silver Mods)	\$573	EA
WHEELUP17.5ST017.5A	Upgrade to 17.5" Aluminum Wheels (Radial; From 17.5" Silver Mod Wheels)	\$232	EA

POPULAR CAR HAULER AND GOOSENECK OPTIONS

ITEM NUMBER	TIRE/WHEEL ASSEMBLIES & ACCESSORIES	PRICE	UOM
WHEELUPAT08A	Upgrade to Black Aluminum Rims from Aluminum (Same Size)	\$0	EA
WHEELSP15GB225	Spare 15" Gloss Black Mod 225/75R15 Tire (6-Lug)	\$231	EA
WHEELSP16BA235	Spare 16" Black Aluminum Wheel w/ 235/80R16 Tire	\$493	EA
WHEELSP16GSILV235	Spare 16" G-Rated Silver Mod Wheel w/ 235/80R16 Tire (14 Ply Rating)	\$453	EA
WHEELSP17.5SILV215	Spare 17.5" Silver Mod Wheel w/ 215/75R17.5 Tire	\$507	EA
WHEELSP17.5AV215	Spare 17.5" Aluminum Wheel w/ 215/75R17.5 Tire	\$723	EA
WHEELMOUNTELEV24	2024 Interior Elevated Spare Tire Mount (Universal Fitment)	\$119	EA
WHEELSP15A225	Spare 15" Aluminum Wheel w/ 225/75R15 Tire (6-Lug)	\$372	EA
WHEELSP15BA225	Spare 15" Black Aluminum Wheel w/ 225/75R15 Tire	\$372	EA
WHEELSP16SILV235	Spare 16" Silver Mod Wheel w/ 235/80R16 Tire	\$307	EA
WHEELSP16A235	Spare 16" Aluminum Wheel w/ 235/80R16 Tire	\$493	EA
WHEELMOUNTELEVEXT	Exterior Elevated Spare Tire Mount (Diamond Plate; Exterior Wall)	\$163	EA
WHEELMOUNTFLOOR	Spare Tire Mount (Interior; Floor Level)	\$69	EA
WHEELMOUNTREC	Deluxe Recessed Spare Tire Well (Diamond Plate w/ Hatch Cover)	\$433	EA
TIRERACK8	Deluxe 8' Tire Rack (Foldable)	\$617	EA
TIRERACKHD	Integrated Heavy Duty Tire Rack	\$422	EA
ITEM NUMBER	AXLES	PRICE	UOM
AXLETOR6BRTOTOR9BR	Upgrade to 3-3K Torsion Braked Axles (From 2-3K Braked)	\$1,170	PKG
AXLETOR6BRTOTOR10BRFRCH	Upgrade to 2-5K Torsion Braked Axles & Subframe (From 2-3K Torsion Braked Axles) ** Includes Axle Carrier Upgrade From 2"x5" to 2"x6" **	\$1,327	PKG
AXLETOR10BRTOTOR12BR	Upgrade to 2-6K Torsion Braked Axles (From 2-5K Torsion Braked; Includes 16" Tire Upgrade) (2x8 Frame Upgrade Required)	\$579	PKG
AXLETOR10BRTOTOR14BR	Upgrade to 2-7K Torsion Braked Axles (From 2-5K Braked; Includes 16" Tire Upgrade) (2x8 Frame Upgrade Required)	\$1,340	PKG
AXLETOR10BRTOTOR16BR	Upgrade to 2-8k Torsion Braked Axles (From 2-5K Braked; Includes 215/75R17.5 Tire Upgrade) (2x8 Frame Upgrade Required)	\$4,616	PKG
AXLETOR10BRTOTOR9BR	Upgrade to 3-3K Torsion Braked Axles (From 2-5K Torsion Axles)	\$0	PKG
AXLETOR10BRTOTOR15BR	Upgrade to 3-5K Torsion Braked Axles (From 2-5K Braked) (2x8 Frame Upgrade Required)	\$2,191	PKG
AXLETOR12BRTOTOR14BR	Upgrade to 2-7K Torsion Braked Axles (From 2-6K Braked; Includes 16" Tire Upgrade) (2x8 Frame Upgrade Required)	\$556	PKG
AXLETOR14BRTOTOR16BR	Upgrade to 2-8k Torsion Braked Axles (From 2-7K Braked; Includes 215/75R17.5 Tire Upgrade)	\$3,277	PKG
AXLETOR14BRTOTOR21BR	Upgrade to 3-7K Torsion Braked Axles (From 2-7K Braked)	\$2,010	PKG
AXLETOR15BRTOTOR14BR	Upgrade to 2-7K Torsion Braked Axles (From 3-5K Braked)	\$0	PKG
AXLETOR15BRTOTOR18BR	Upgrade to 3-6K Torsion Braked Axles (From 3-5K Braked; Includes 16" Tire Upgrade)	\$911	PKG
AXLETOR15BRTOTOR21BR	Upgrade to 3-7K Torsion Braked Axles (From 3-5K Braked; Includes 16" Tire Upgrade)	\$3,611	PKG
AXLETOR15BRTOTOR24BR	Upgrade to 3-8k Torsion Braked Axles (From 3-5K Braked; Includes 215/75R17.5 Tire Upgrade)	\$5,868	PKG
AXLETORTOHYD	Upgrade to 2-3K Hydraulic Braked Axles (From 2-3K Torsion Braked)	\$1,909	PKG
AXLESPREADUPTFS	Spread Axle Upgrade (w/Tapered Fender Skirting) (8 Wide Models)	\$547	PKG
AXLESURGEBRUP	Upgrade to Surge Braking System (This Option Excludes Gooseneck Models)	\$1,564	PKG
AXLE0	Upgrade to Zero Degree Axle(s)	\$0	PKG
AXLE22.5DOWN	Upgrade to 22.5 Degree Down Axle(s)	\$0	PKG
AXLE45DOWN	Upgrade to 45 Degree Down Axle(s)	\$0	PKG
AXLEGALVTORSION	Upgrade to Galvanized Axle (Torsion) (Minimum 4 Week Lead Time)	\$117	PKG
ITEM NUMBER	TIE-DOWNS	PRICE	UOM
DRINGSURFACE	Light Duty Surface-Mounted D-Ring (Installed)	\$29	EA
DRINGSLIDING	Light Duty Sliding D-Ring (For Recessed Slide Track; Installed)	\$29	EA
DRINGSLIDINGPOW	Upgrade to Powder Coated Sliding D-Ring (From Existing Sliding D-Ring)	\$11	EA
DRING5000DP	Heavy-Duty Recessed 5000# D-Rings w/ Backing Plate	\$47	EA
DRING6000Z	Heavy-Duty Recessed 6000# Swivel D-Rings w/ Backing Plate (Zinc)	\$51	EA
DRING6000SS	Heavy-Duty Recessed 6000# Swivel D-Rings w/ Backing Plate (Stainless Steel)	\$69	EA
DRING6000SSUP	Upgrade to Stainless Steel 6000# Recessed Swivel D-Rings (From 5000# Recessed Heavy Duty D-Ring w/ Backing Plate; Installed)	\$24	EA
CHOCKSLIDETRACK	Single Stainless Steel Tube Style Wheel Chock for Single Piece of Slide Track (Installed)	\$146	EA
CHOCKSSTUBE	Stainless Steel Tube Style Wheel Chock	\$93	EA
ETRACKFLOORSUR	E-Track Surface Mounted (Floor)	\$17	PLF
ETRACKWALLSUR	E-Track Surface Mounted (Wall)	\$12	PLF
ETRACKFLOORRECS	E-Track HD Recessed w/ Backing Plate (Floor)	\$24	PLF
CHOCKSINLDPKG	Recessed Flip-Up Motorcycle Wheel Chock w/ (4) Surface-Mounted D-Rings	\$166	PKG
CHOCKSINHDPKG	Recessed Flip-Up Motorcycle Wheel Chock w/ (4) Recessed Heavy Duty D-Rings	\$277	PKG
CHOCKREC	Recessed Flip-Up Motorcycle Wheel Chock	\$136	EA
CHOCKSUR	Surface-Mounted Wheel Chock (Aluminum, w/ Mounting Hardware)	\$129	EA
ITEM NUMBER	TIE-DOWNS	PRICE	UOM

POPULAR CAR HAULER AND GOOSENECK OPTIONS

CHOCKTANLDPKG	Tandem Flip-Up Motorcycle Wheel Chocks w/ (8) Surface-Mounted D-Rings	\$318	PKG
CHOCKTANHDPKG	Tandem Flip-Up Motorcycle Wheel Chocks w/ (8) Heavy Duty D-Rings	\$542	PKG
ETRACKWALLRECS	E-Track HD Recessed w/ Backing Plate (Walls)	\$20	PLF
ETRACKWALLSURA	E-Track (Aluminum) Surface Mounted (Wall)	\$27	PLF
ETRACKFLOORRECA	E-Track (Aluminum) HD Recessed w/ Backing Plate (Floor)	\$33	PLF
ETRACKWALLRECA	E-Track (Aluminum) HD Recessed w/ Backing Plate (Walls)	\$36	PLF
ATRACKSURFL	Airline Track (Aluminum) Surface Mounted (Floor)	\$12	PLF
ATRACKSURWALL	Airline Track (Aluminum) Surface Mounted (Wall)	\$12	PLF
ATRACKRECF	Airline Track (Recessed in Floor; Aluminum, PLF)	\$22	PLF
ATRACKRECWALL	Airline Track (Recessed in Wall; Aluminum, PLF)	\$26	PLF
SLIDETRACK	Recessed Slide Track (Track Only; D-Rings Sold Separately)	\$24	PLF
SLIDETRACKPKG	Recessed Slide Track (2) Rows w/ (4) Sliding D-Rings	\$32	PLF
SLIDETRACKPOW	Powder Coated Slide Track Upgrade (Upgrade to Existing Slide Track) (PBF)	\$11	PBF

ITEM NUMBER	12V LIGHTING & ELECTRICAL	PRICE	UOM
12VLEDBACKUP	Add LED Backup Lights (Pair; Installed)	\$90	PAIR
12VLEDDADDSTOP	Additional LED Stop/Turn/Tail Lights (Pair; Installed)	\$90	PAIR
12VLEDSTOPSLIM	Upgrade to 12" LED Slimline Tail/Turn/Stop Lights (Pair)	\$54	PAIR
12VLEDMARKER	Upgrade to Additional LED Marker Lights Bullets	\$15	EA
12VDPLDINGLIGHTS	Diamond Plate Rear Loading Lights (Mounted Over Rear Ramp Spring; Installed)	\$239	PKG
12VANODLOAD	Anodized Rear Loading Lights (Mounted Over Rear Ramp Spring; Installed)	\$247	EA
12VLEDLOAD9502	(2) 12V LED Load Lights (Double Lights w/ Single Switch, 950 Lumen)	\$178	PKG
12VLEDLOAD950	12V LED Load Light (Single Light w/ Switch, 950 Lumen)	\$146	EA
12VLEDLOAD950SIDE	Recessed LED Exterior Load Light Package (For Side of Trailer) (1 Light w/ Switch, 950 Lumens, & Housing)	\$297	PKG
12VLEDSCARE	12V LED Porch Light w/ Wall Switch	\$99	EA
12VLEDK60PR	K60 LED Exterior Scene Light Package: One 12V Wall Switch with (2) K60 Scene Lights	\$674	PKG
12VLEDMIDSHIP	Mid-Ship Turn Signals (For Tandem Fenders Only; Pair)	\$90	PAIR
12VBACKUPANG	Angled Back Up Lights (Mounts On Side of Trailer)	\$389	PAIR
12VPEDJACK	Upgrade to 12V Electric Pedestal Jack w/ Battery & Box Installed	\$716	PKG
12VPEDJACK-2	Upgrade to 12V Electric Pedestal Jack w/o Battery	\$289	PKG
12VPOWPOINT	12V Power Jack (Cigarette Lighter Plug)	\$50	EA
12VLEDDOMEUP	Upgrade to LED Economy Dome Light 460 Lumen (From Incandescent Dome Light)	\$11	EA
12VLEDDOMEADD	Additional 12V LED Dome Light (460 Lumens)	\$24	EA
12VWALLSW	12 Volt Wall Switch	\$30	EA
12VWALLSW3WAY	12 Volt Wall Switch (3-Way)	\$50	EA
12VWALLSW3WAYUP	Upgrade to 12 Volt (3-Way) Wall Switch	\$24	EA
12VLEDPUCKPKG8	LED Puck Light Package (Includes 8 Recessed Lights & Wall Switch) (Requires Ceiling Liner)	\$227	PKG
12VLEDPUCK	Additional Recessed LED "Puck" Light	\$32	EA
12VLEDPUCKPKG2	LED "Puck" Light Cabinet PKG (Under OH Cabinet), (2) Round LED Flush Mount Dome Lights, (1) 12V Wall Switch	\$81	PKG
12VLEDDOME18	18" 12V LED Light (Requires Ceiling Liner)	\$192	EA
12VPERMA	Upgrade to Permaseal Wire Connectors	\$192	PKG
12VLEDLIGHTPKGPREM	Upgrade Premium Light Package (LED Strip Lights w/ Integrated Backup Lights, Marker Lights w/ Clear Lens)	\$155	PKG
12VLEDLIGHTPKGPREMNB	Upgrade to Premium Light Package (LED Strip Lights w/ No Backup Lights, Marker Lights w/ Clear Lenses)	\$70	PKG
12VLEDDOME18UP	Upgrade Interior Dome Light to 12V 18" LED Light	\$181	EA
12VLEDUP48LED	Upgrade to (3) 18" 12V LED Light (From (2) 4' LED Wrap Around) (Requires Ceiling)	\$205	SET
12VTRICKLECHARGE	Trickle Charger for Battery	\$137	EA
12VBATTERY	Deep Cycle Marine Battery & Box (Wired)	\$261	EA
12VUSB DUAL	12V USB-C and USB-A Dual Recessed Receptacle	\$44	EA
12VLEDSTRIP	LED Interior Strip Light w/ Housing Package (Per Foot, Per Section)	\$13	PLF
12VBACKUPCAMERAWIRE	Wireless Backup Camera System w/ 7" LCD Screen	\$1,048	EA
12VLEDSAFETY	Add LED 6" Oval Alternating Flashing Safety Lights (Orange) w/ Exterior Toggle Switch (Pair) (Hard Wired Into Auxiliary) (7-Way Plug Required)	\$106	PAIR

ITEM NUMBER	110V LIGHTING & ELECTRICAL	PRICE	UOM
110VPACK1	110V Power Package #1: (1) 15 Amp Motorbase Plug, (1) Wall Switch, (1) Wall Receptacle, (1) 4' LED Wraparound Light (No Additions Available with this Package)	\$418	PKG
110VPACK2	110V Power Package #2: (1) 30 Amp Breaker Box w/ 25' Shore Line and Cord Hatch, (2) 3-Way Wall Switches, (1) Standard Wall Receptacle, (1) GFI Wall Receptacle, (2) 4' LED Wraparound Lights	\$723	PKG
110VPACK3	110V Power Package #3: (1) 30 Amp Breaker Box w/ 25' Shore Line and Cord Hatch, (1) Wall Switch, (4) Standard Wall Receptacles, (1) GFI Receptacle, (4) 4' Fluorescent Lights, (1) Brace and Wire Stub for A/C Unit	\$1,041	PKG
110VPACK4	110V Power Package #4: (1) 15 Amp Motorbase Plug, (2) Wall Receptacles	\$229	PKG

POPULAR CAR HAULER AND GOOSENECK OPTIONS

ITEM NUMBER	110V LIGHTING & ELECTRICAL	PRICE	UOM
110VPACK5	110V Power Package #5: Includes (1) 60A Breaker Panel w/ 60A Converter and 50A Motorbase Plug, (2) 3-Way Wall Switches, (1) Standard Wall Receptacle, (1) USB Wall Receptacle, (1) GFI Wall Receptacle, (2) 4' LED Wraparound Lights, 12V Deep Cycle Battery & Box	\$1,507	PKG
110VPACK6	110V Power Package #6: (1) 15A Exterior Motorbase Plug, (1) GFI Wall Receptacle	\$149	PKG
110VMBP15A	15A Motor Base Plug	\$58	EA
110VMBP	30A Motor Base Plug (Replaces Shoreline; 110V Package Required)	\$58	PKG
110V30ACONV	30A Power Converter (110V Pkg #2)	\$431	EA
110V30ACORD	30A Power Cord 25' Long (For Motorbase Plug)	\$198	EA
110V30AGLS	30A Generator Line Switch	\$287	EA
110V50AUP	Upgrade to 50 Amp Breaker Box (Requires 110V Pkg #2)	\$210	PKG
110V50ACORD	50A Power Cord 25' Long (For Motorbase Plug)	\$387	EA
110V60ACONV	60A Power Converter (110 Package Required)	\$319	EA
110VWALLRECEPT	110 Volt Wall Receptacle (Installed; Requires 110V Pkg)	\$66	EA
110VWALLRECEPTUSB	110 Volt Combo USB/Wall Outlet Receptacle (Installed; Requires 110V Pkg #2)	\$80	EA
110VWALLSWITCH	110 Volt Wall Switch (3-Way; Requires 110V Pkg #2)	\$51	EA
110VGFIINT	GFI Wall Receptacle (Interior) (Requires 30A Package)	\$66	EA
110VGFIEXT	GFI Wall Receptacle (Exterior) (Requires 30A Package)	\$106	EA
110VADD4LEDWRAP	4' LED Wraparound Light (Requires 110V Pkg)	\$181	EA
110V500WATTSWING	500W Swing-Mount Quartz Light	\$219	EA
AC135	13,500 BTU A/C Unit (Roof-Mounted) (Requires 110V Pkg #2 and 50 Amp Service)	\$1,439	EA
ACHEATSTRIP	Heat Strip for A/C Unit	\$177	EA
110VACBRACESTUB	Brace and Stub Wire for Future AC Installation (Requires 110V Pkg #2) (12 Gauge Wire and 20A Breaker)	\$90	EA
110VHEATELE1500	Heater; Electric; CADET Com-Pak Plus White Wall Fan, 1500 Watt (Requires 110V Pkg #2)	\$234	EA
ITEM NUMBER	CABINETS	PRICE	UOM
CABBSV992D	V-Nose Base Cabinet, 2 Door (99" Wide Models) (83"W x 30"D x 37"H)	\$861	EA
CABBSV994D	V-Nose Base Cabinet, 4 Door (99" Wide Models) (83"W x 30"D x 37"H)	\$919	EA
CABBSV67WUP	Upgrade V-Nose Base Cabinet to Full Width/Depth of V-Nose (72", 80", & 84" Wide Models)	\$236	EA
CABBSV758WUP	Upgrade V-Nose Base Cabinet to Full Width/Depth of V-Nose (90", & 99" Wide Models)	\$277	EA
CABOHV67WUP	Upgrade V-Nose Overhead Cabinet to Full Width/Depth of V-Nose (72", 80", & 84" Wide Models)	\$168	EA
CABOHV758WUP	Upgrade V-Nose Overhead Cabinet to Full Width/Depth of V-Nose (90" & 99" Wide Models)	\$207	EA
CABOHV992D	V-Nose Overhead Cabinet, 2 Door (99" Wide Models) (56"W x 19"D x 19"H)	\$359	EA
CABOHV992D72	V-Nose Overhead Cabinet, 2 Door (99" Wide Models) (72"W x 19"D x 19"H) **Special Option Cabinet**	\$447	EA
CABBS48	4' Straight Wall Base Cabinet, 2 Door (48"W x 24"D x 37"H)	\$868	EA
CABBS60	5' Straight Wall Base Cabinet, 2 Door	\$915	EA
CABBS72	6' Straight Wall Base Cabinet, 2 Door (72"W x 24"D x 37"H)	\$962	EA
CABBS96	8' Straight Wall Base Cabinet, 2 Door (96"W x 24"D x 37"H)	\$1,052	EA
CABBS96FF	8' Straight Wall Base Cabinet, 4 Door	\$962	EA
CABBS28L	Upgrade Base Cabinet to 28" L-Shape Extension	\$299	EA
CABBS96FF	8' Flat Front 4 Door Base Cabinet	\$962	EA
CABBS96FF24DEEP	Add 4" Depth to 8' Flat Front 4 Door Base Cabinet (24" Deep)	\$65	EA
CABOH48	Overhead Cabinet 1 Flip-Up Door (48"W x 13"D x 18"H)	\$272	EA
CABOH482D	Overhead Cabinet 2 Door (48"W x 13"D x 18"H)	\$332	EA
CABOH48P	Overhead Cabinet [Premium, 1 Flip-Up Door (48"W x 13"D x 18"H)	\$249	EA
CABOH48FH	48" Economy Overhead Cabinet (Furnace) 1 Door Flip Up Style, 48" Long (Furnace Not Included)	\$420	EA
CABOH62	Overhead Cabinet 1 Door (62"W x 12"D x 18"H)	\$330	EA
CABOH60FH	60" Deluxe Overhead Cabinet (Furnace) 1 Door Flip Up Style, 60" Long (Furnace Not Included)	\$499	EA
CABOH724D	Deluxe Overhead Cabinet 4 Door (72"W x 13"D x 18"H)	\$561	EA
CABOH964D	Deluxe Overhead Cabinet 4 Door (96"W x 13"D x 18"H)	\$649	EA
CABOH96	Overhead Cabinet 2 Flip-Up Door (96"W x 13"D x 18"H)	\$874	EA
CABOH96FF	8' Flat Front 4 Door Overhead Cabinet	\$649	EA
CABOH96FF24DEEP	Add 8" Depth to 8' Flat Front 4 Door Overhead Cabinet (24" Deep)	\$125	EA
CABWW72	Wheel Well Cabinet 2 Door w/ Shelving (72"W x 6 3/4"D x 62"H)	\$1,259	EA
CABOH96PSHLF	96" Overhead Split Cabinet w/ Center Shelf [Premium, 2 Flip-Up Door (96"W x 18"D x 18"H)	\$603	EA
CAB50HELMET	Premium 50" Helmet Cabinet w/ Hooks	\$427	EA
CABWR24	24" Wardrobe Cabinet (Single, Full-Height Door, (1) Shelf, (1) Clothes Rod) [24"W x 24"D x 72"H]	\$814	EA
CABWR36	36" Wide Wardrobe (Single Full-Height Door, 1 Shelf, Clothes Rod) (36"W x 24"D x 76"H)	\$919	EA
CAB47COATHANGER	Premium Wall-Mounted Coat Hanger (47.5", 10 Hooks)	\$143	EA
CAB38COATHANGER	Premium Ceiling-Mounted Coat Hanger (38", 22 Hooks)	\$80	EA
CABBOOT	48" Deluxe Boot Box [Padded Top, Ducted (Requires Furnace Package & Vertical Duct None GN models)]	\$636	EA
CABDUCT6	6' Horizontal Vented Duct (Angled End, 5 Vents)	\$280	EA

POPULAR CAR HAULER AND GOOSENECK OPTIONS

ITEM NUMBER	CABINETS	PRICE	UOM
CABHEATDUCT	8' Horizontal Vented Duct (8'Lx5"x5" w/ 5 Vents)	\$334	EA
CABDUCTVC	Vertical Corner Duct (Requires Furnace Package)	\$305	EA
CABHEATDUCTLF	Add Heat Duct (PLF)	\$104	EA
CABCLOTHROD	Clothes Rod for Overhead Cabinets (48" Cabinets Only)	\$29	EA
CABSHSELF18	18" Shelving w/ Angled Gussets (PLF, Per Tier)	\$40	PLF
COUNTERTOPFOR	Upgrade to Formica Countertop (Base Cabinet Sold Separately)	\$186	PKG
CAB4COATHOOK	4' Coat Rack Package (47" Slide Track w/ (6) Adjustable Hooks)	\$70	PKG
CABINETTOOLCRIBPKG	Standard Tool Crib Package - (1) 72x24 Horizontal Access Door (Over Fender, w/ Retainer Chains), (2) 38x22 Vertical Access Doors (Ahead/Behind Fender), Adjustable Shelf Brackets in Vertical Cabinets, 3/8" Water Resistant Liner (Interior & Exterior of Box Frame), 19"D x 42"H x 128"L Box Frame Inside Trailer, Hinged Lid (3 Sections)	\$2,459	PKG

ITEM NUMBER	VENTS & WINDOWS	PRICE	UOM
VENTROOF	14"x14" Manual Roof Vent	\$76	EA
VENT12V	12V Power Roof Vent	\$167	EA
VENT110V	110V Power Roof Vent (Requires 30A Package)	\$224	PKG
VENTFF	Fantastic Fan/Vent (Dometic 22-0462) (Requires 30A Package)	\$588	EA
VENTMAXX	Maxx-Air Roof Vent Cover	\$97	EA
VENTSALEM	Directional Salem Vent Kit (Plastic; Pair)	\$58	PAIR
VENTSALEM2	Two-Way Directional Salem Vent Kit (Aluminum; Pair)	\$226	PAIR
WINDOW18X24HOR	18"x24" Horizontal Radius Sliding Window w/ Screen	\$242	EA
WINDOW18X24VER	18"x24" Vertical Radius Sliding Window w/ Screen	\$247	EA
WINDOW24X36	24"x36" Radius Sliding Window w/ Screen	\$380	EA
WINDOW24X36E	24"x36" Egress Sliding Window (Tinted w/ Screen)	\$392	EA

ITEM NUMBER	MISC OPTIONS, ACCESSORIES	PRICE	UOM
DINETTESOFA	Fold-Down Sofa/Sleeper	\$1,658	EA
BEDBUNK	Fold-Down Bunk Beds	\$1,490	EA
BEDHAPPIJAC	Happi Jac Bed System w/ (1) Queen Size Mattress	\$3,438	EA
BENCHFOLD	Fold Down Bench (12"x48") Type: Work or Sitting	\$297	EA
BENCH48PADV	Fold-Down Padded Bench (48"L) Vertical Design	\$244	EA
BENCH50FUP	Premium 50" Fold-Up Padded Bench	\$788	EA
BENCH36FUSTOR	Premium 36" Fold-Up Work Bench w/ Integrated Tool Storage	\$562	EA
HOLDERPREMCUP	Premium Cup Holder	\$50	EA
HOLDERPREMFUEL2	Premium (2) Race Fuel Holder	\$239	EA
HOLDERPREMFUEL3	Premium (3) Race Fuel Holder	\$319	EA
STEREOAMFM	Basic Stereo Package - Includes (4) Boss Speakers	\$558	PKG
GNSTAIR	Stairs to the Gooseneck Area (24"W x 32"D)	\$286	EA
PKG FUEL	30 Gallon Fuel Transfer System: Includes 30 Gallon Tank, Fill Nozzle & Hose, Control Panel w/ Gauge (Requires Marine Grade Battery)	\$2,297	PKG
PROPANE20	20# Propane Tank w/ Regulator (Tongue-mounted Holder Included)	\$150	EA
PROPANE220	Tandem 20# Propane Tanks w/ Holder & LP Regulator	\$422	SET
PROPANE220UP	Upgrade to Tandem 20# Propane Tanks w/ Holder & LP Regulator (From 1-20lb)	\$301	EA
PROPANE30	30# Propane Tank w/ Regulator (Propane Compartment Required)	\$172	EA
PROPANE20TO30	Upgrade to 30# Propane Tank from 20# Propane Tank w/ Heavy Duty Mount	\$178	EA
PROPANE20TO230	Upgrade to (2) 30# Propane Tank from (1) 20# Propane Tank w/ Heavy Duty Mount ** Car Haulers Only **	\$467	EA
PROPANEUNDERUP	Upgrade to Underslung Propane Tank (Requires Package Including Standard Propane Tank) **ONLY AVAILABLE ON DECKOVER MODELS**	\$847	EA
STABJACKDD	Stabilizer Jacks (Interior Rear; Drop Down) (Installed; Pair)	\$213	PAIR
BOGEYWHEELS	Bogey/Caster Wheels (Installed; Pair)	\$246	PAIR
DRAGWHEELS	HD Drag Wheels (AH Version)	\$119	PAIR
STABJACK	Stabilizer Jacks	\$116	PAIR
SCISSORJACK	Scissor Jacks (Camper Style; Pair)	\$257	PAIR
STEREOSPEAKEREXT	Add Exterior Marine Grade Speakers to Stereo System (Pair)	\$258	PAIR
SINKSS3BAY	Add 3-Bay Stainless Steel Sink (Sink Package Required)	\$1,471	EA
STOVE	2-Burner Propane Range (Installed In Cabinet Top) (Base Cabinet and Propane Tank Required)	\$309	EA
REFRIDGERATOR50	5.0 Cu.Ft. Refrigerator (Recessed in Cabinet) (110V Package w/ 12V Battery or Propane w/ Safety Kit and 12V Battery Required) 24" WD X 26" LG (In Cabinet)	\$1,350	EA
MICROWAVE	1100W Microwave (1.2 Cu.Ft.; Recessed in Cabinet)	\$297	EA



POPULAR CAR HAULER AND GOOSENECK OPTIONS

ITEM NUMBER	SPECIAL PACKAGES	PRICE	UOM
PKGPOWDERCCH	Exterior Powder Coat Package (Cargo/Car Haulers): Includes Inner & Exterior Door Trims, Fenders, Stone Guard, Locking Bars, Hinges, Grab Handles, Coupler & Exterior Trim	\$64	PBF
PKGPOWDERGN	Exterior Powder Coat Package (Goosenecks): Includes Inner & Exterior Door Trims, Fenders, Stone Guard, Locking Bars, Hinges, Grab Handles, Coupler & Exterior Trim	\$96	PBF
PKGBHPCH	Basic Heater Package - Car Hauler Models (Includes: 20# Propane Tank (Tongue Mounted), White Luan Ceiling, Insulated Walls & Ceiling, 40K BTU Furnace, Safety Kit, Marine Grade Battery & Box, 48" Furnace Cabinet)	\$4,523	PKG
PKGBHPGN	Basic Heater Package - Gooseneck Models (Includes: (2) 30# Propane Tank w/ Compartment (Under Goose), White Luan Ceiling, Insulated Walls & Ceiling, 40K BTU Furnace, Safety Kit, Marine Grade Battery & Box, 96" Furnace Cabinet w/ Integrated Boot Box)	\$6,652	PKG
SINKBASICPKG	Basic Sink Package (Does Not Include Cabinet; Propane or 110V Power Package Required) (Includes: Stainless Steel Sink, 6 Gallon Water Heater, 20 Gallon Fresh Water Tank, 20 Gallon Grey Water Tank)	\$2,802	PKG
SINKCUSTOMPKG	Custom Sink Package (Does Not Include Cabinet; Propane or 110V Power Package Required) (Includes: Stainless Steel Sink, 6 Gallon Water Heater, 38 Gallon Fresh Water Tank, (2) 23 Gallon Grey Water Tanks)	\$4,052	PKG
STEREOKICKER	Kicker Stereo Package (Includes (6) Speakers, AMP & Subwoofer, with Clairion Face Unit w/ Bluetooth Capabilities.)	\$1,746	PKG
STEREOMID	Mid-Level Stereo Package (Includes (4) Speakers, AMP & Subwoofer, Pioneer AM/FM/CD Player w/ Bluetooth, Battery Sold Separately)	\$1,534	PKG

ENCLOSED SNOW [INLINE] 7-Wide

STANDARD FEATURES

- All-Aluminum Construction
- One-Piece Aluminum Roof
- Reverse Beavertail Construction (w/ Perimeter Skirting)
- V-Nose Construction w/ 12" Radius
- 24" Bright Stoneguard
- Torsion Ride Suspension
- Spread Axle Design
- Full Length Slide Track w/ D-Rings
- Rear Ramp Door w/ Spring Assist
- Front Ramp Door w/ Spring Assist
- Roof Vent
- (3) Interior Dome Lights
- Recessed LED Lights
- 3/4" Water Resistant Decking
- White Luan Walls w/ 12" WR Kickplate
- 2" A-Frame Coupler
- Polished Aluminum Fenders
- Smooth .030" Bonded Side Panels
- 4" Trim (Top/Bottom/Rear)
- Limited Lifetime Warranty



*Image shown may contain add'l options

TRAILER MODEL	E7x12 Enclosed Snow	E7x14 Enclosed Snow	E7x16 Enclosed Snow	E7x18 Enclosed Snow	E7x22 Enclosed Snow
Item Number	SNOPROE7X12ES	SNOPROE7X14ES	SNOPROE7X16ES	SNOPROE7X18ES	SNOPROE7X22ES
Subframe	2" x 5"	2" x 5"	2" x 5"	2" x 5"	2" x 5"
Floor Studs	24" O/C	24" O/C	24" O/C	24" O/C	24" O/C
Wall & Roof Studs	16" O/C	16" O/C	16" O/C	16" O/C	16" O/C
Box WxLxH	84" x 12' x 78"	84" x 14' x 78"	84" x 16' x 78"	84" x 18' x 78"	84" x 22' x 78"
Interior WxLxH	81" x 11'10" x 76"	81" x 13'10" x 76"	81" x 15'10" x 76"	81" x 17'10" x 76"	81" x 21'10" x 76"
Overall WxLxH	102" x 19'3" x 8'7"	102" x 21'3" x 8'7"	102" x 23'3" x 8'7"	102" x 25'3" x 8'7"	102" x 29'3" x 8'7"
Deck Height	21"	21"	21"	21"	21"
Hitch Height	16"	16"	16"	16"	16"
Rear Door Opening WxH	74" x 72-1/4"	74" x 72-1/4"	74" x 72-1/4"	74" x 72-1/4"	74" x 72-1/4"
Front Door Opening WxH	55" x 72"	55" x 72"	55" x 72"	55" x 72"	55" x 72"
V-Nose w/ 12" Radius	63"	63"	63"	63"	63"
Axle(s) - Qty/Rating	1-3500# Idler	2-3500# Braked	2-3500# Braked	2-3500# Braked	2-3500# Braked
GVWR	2990#	6000#	6000#	6000#	6000#
Wheels	15" Gloss Black Mod	15" Gloss Black Mod	15" Gloss Black Mod	15" Gloss Black Mod	15" Gloss Black Mod
Tires	205/75R15	205/75R15	205/75R15	205/75R15	205/75R15
Side Door	32" x 66"	32" x 66"	32" x 66"	32" x 66"	32" x 66"
Power Connection	4-Way Flat	7-Way Round	7-Way Round	7-Way Round	7-Way Round
Coupler Rating/Ball Size	8000# / 2"	8000# / 2"	8000# / 2"	8000# / 2"	8000# / 2"
Jack	2000# Center Jack	2000# Center Jack	2000# Center Jack	2000# Center Jack	2000# Center Jack
Safety Chains	(2) 7800#	(2) 7800#	(2) 7800#	(2) 7800#	(2) 7800#
Curb Weight	1450#	1700#	1850#	2000#	2175#
Payload	1540#	4300#	4150#	4000#	3825#
BASE PRICE	\$9,269	\$11,822	\$12,570	\$12,928	\$14,176

OPTIONS & ACCESSORIES (Expanded Option List can be found in Options Section)

CONSTRUCTION OPTIONS	ITEM NUMBER	PRICE	UOM	INTERIOR OPTIONS	ITEM NUMBER	PRICE	UOM
Add 3" to Box Height (PBF)	HEIGHT3	\$22	PBF	Upgrade to White Vinyl Faced Ceiling	CEILWHITEVINYL	\$22	PBF
Add 6" to Box Height (PBF)	HEIGHT6	\$33	PBF				
Add 9" to Box Height (PBF)	HEIGHT9	\$39	PBF	EXTERIOR OPTIONS			
				Two-Tone Color Package w/ 6" Anodized Divider	TRIMTT6	\$315	PKG
DOOR/WINDOW/VENT OPTIONS							
Upgrade to 32"x72" Side Access Door	DOOR3272UP	\$44	EA				
14"x14" Fuel Door w/ Paddle Handle	DOOR1414FUEL	\$144	EA				

ENCLOSED SNOW [INLINE] 7.5-Wide

STANDARD FEATURES

- All-Aluminum Construction
- One-Piece Aluminum Roof
- Reverse Beavertail Construction (w/ Perimeter Skirting)
- V-Nose Construction w/ 12" Radius
- 24" Bright Stoneguard
- Torsion Ride Suspension
- Spread Axle Design
- Full Length Slide Track w/ D-Rings
- Rear Ramp Door w/ Spring Assist
- Front Ramp Door w/ Spring Assist
- Roof Vent
- (3) Interior Dome Lights
- Recessed LED Lights
- 3/4" Water Resistant Decking
- White Luan Walls w/ 12" WR Kickplate
- 2" A-Frame Coupler
- Polished Aluminum Fenders
- Smooth .030" Bonded Side Panels
- 4" Trim (Top/Bottom/Rear)
- Limited Lifetime Warranty



*Image shown may contain add'l options

TRAILER MODEL	E7.5x14 Enclosed Snow	E7.5x16 Enclosed Snow	E7.5x18 Enclosed Snow	E7.5x22 Enclosed Snow	E7.5x24 Enclosed Snow
Item Number	SNOPROE7.5X14	SNOPROE7.5X16	SNOPROE7.5X18	SNOPROE7.5X22	SNOPROE7.5X24
Subframe	2" x 5"	2" x 5"	2" x 5"	2" x 5"	2" x 6"
Floor Studs	24" O/C	24" O/C	24" O/C	24" O/C	24" O/C
Wall & Roof Studs	16" O/C	16" O/C	16" O/C	16" O/C	16" O/C
Box WxLxH	7'6" x 14' x 78"	7'6" x 16' x 78"	7'6" x 18' x 78"	7'6" x 22' x 78"	7'6" x 24' x 78"
Interior WxLxH	87" x 13'10" x 76"	87" x 15'10" x 76"	87" x 17'10" x 76"	87" x 21'10" x 76"	87" x 23'10" x 76"
Overall WxLxH	102" x 20'2" x 8'7"	102" x 22'2" x 8'7"	102" x 24'2" x 8'7"	102" x 28'2" x 8'7"	102" x 30'2" x 8'7"
Deck Height	21"	21"	21"	21"	21"
Hitch Height	18"	18"	18"	18"	18"
Rear Door Opening WxH	74" x 72-1/4"	74" x 72-1/4"	74" x 72-1/4"	74" x 72-1/4"	74" x 72-1/4"
Front Door Opening WxH	61" x 72"	61" x 72"	61" x 72"	61" x 72"	61" x 72"
V-Nose w/ 12" Radius	72"	72"	72"	72"	72"
Axle(s) - Qty/Rating	2-3500# Braked	2-3500# Braked	2-3500# Braked	2-3500# Braked	2-3500# Braked
GVWR	6000#	6000#	6000#	6000#	6000#
Wheels	15" Gloss Black Mod	15" Gloss Black Mod	15" Gloss Black Mod	15" Gloss Black Mod	15" Gloss Black Mod
Tires	205/75R15	205/75R15	205/75R15	205/75R15	205/75R15
Side Door	32" x 66"	32" x 66"	32" x 66"	32" x 66"	32" x 66"
Power Connection	7-Way Round	7-Way Round	7-Way Round	7-Way Round	7-Way Round
Coupler Rating/Ball Size	8000# / 2"	8000# / 2"	8000# / 2"	8000# / 2"	8000# / 2"
Jack	2000# Center Jack	2000# Center Jack	2000# Center Jack	2000# Center Jack	2000# Center Jack
Safety Chains	(2) 7800#	(2) 7800#	(2) 7800#	(2) 7800#	(2) 7800#
Curb Weight	1775#	1855#	1935#	2100#	TBD
Payload	4225#	4145#	4065#	3900#	TBD
BASE PRICE	\$12,287	\$13,043	\$13,400	\$14,648	\$16,422

OPTIONS & ACCESSORIES (Expanded Option List can be found in Options Section)

CONSTRUCTION OPTIONS	ITEM NUMBER	PRICE	UOM	INTERIOR OPTIONS	ITEM NUMBER	PRICE	UOM
Add 3" to Box Height (PBF)	HEIGHT3	\$22	PBF	Upgrade to White Vinyl Faced Ceiling	CEILWHITEVINYL	\$22	PBF
Add 6" to Box Height (PBF)	HEIGHT6	\$33	PBF				
Add 9" to Box Height (PBF)	HEIGHT9	\$39	PBF	EXTERIOR OPTIONS			
				Two-Tone Color Package w/ 6" Anodized Divider	TRIMTT6	\$315	PKG
DOOR/WINDOW/VENT OPTIONS							
Upgrade to 32"x72" Side Access Door	DOOR3272UP	\$44	EA				
14"x14" Fuel Door w/ Paddle Handle	DOOR1414FUEL	\$144	EA				

ENCLOSED SNOW [DECKOVER] LITE

STANDARD FEATURES

- All-Aluminum Construction
- One-Piece Aluminum Roof
- **V-Nose Construction w/ 6" Radius**
- 12" Bright Stoneguard
- Tri-Frame Tongue
- Torsion Ride Suspension
- Full Length Slide Track w/ D-Rings
- Rear Ramp Door w/ Spring Assist
- Front Ramp Door w/ Spring Assist
- Plastic Salem Vents
- (2) Interior Dome Lights
- Recessed LED Lights
- **3/4" Water Resistant Decking**
- 12" Water Resistant Kickplate
- Straight Coupler (12' & 14')
- A-Frame Coupler (18' & 22')
- Smooth .030" Bonded Side Panels
- 4-Year Limited Warranty



**Image shown may contain add'l options*

TRAILER MODEL	E101x12L (6) Enc Snow	E101x14L (6) Enc Snow	E101x18L (6) Enc Snow	E101x22L (6) Enc Snow
Item Number	SNOPROE6X12L	SNOPROE6X14L	SNOPROE6X18L	SNOPROE6X22L
Subframe	2" x 5"	2" x 5"	2" x 5"	2" x 5"
Floor Studs	24" O/C	24" O/C	24" O/C	24" O/C
Wall & Roof Studs	16" O/C	16" O/C	16" O/C	16" O/C
Box WxLxH	101" x 12' x 75"	101" x 14' x 75"	101" x 18' x 75"	101" x 22' x 75"
Interior WxLxH	98" x 11'10" x 73"	98" x 13'10" x 73"	98" x 17'10" x 73"	98" x 21'10" x 73"
Overall WxLxH	101" x 17'5" x 92"	101" x 19'5" x 92"	101" x 23'5" x 92"	101" x 27'5" x 92"
Deck Height	27"	27"	27"	27"
Hitch Height	19"	19"	23"	23"
Rear Door Opening WxH	93" x 71"	93" x 71"	93" x 71"	93" x 71"
Front Door Opening WxH	91" x 75"	91" x 75"	91" x 75"	91" x 75"
V-Nose w/ 6" Radius	52"	52"	52"	52"
Axle(s) - Qty/Rating	1-3500# Idler	2-2200# Braked	2-3500# Braked	2-3500# Braked
GVWR	2990#	4400#	6000#	6000#
Wheels	12" E-Rated Silver Mod	12" E-Rated Silver Mod	13" Silver Mod	13" Silver Mod
Tires	ST145/R12E	ST145/R12E	ST175/80R13	ST175/80R13
Side Door	32" x 66"	32" x 66"	32" x 66"	32" x 66"
Power Connection	4-Way Flat	7-Way Round	7-Way Round	7-Way Round
Coupler Rating/Ball Size	6000# / 2"	6000# / 2"	8000# / 2"	8000# / 2"
Jack	1500# Wheel Jack	1500# Wheel Jack	1500# Wheel Jack	1500# Wheel Jack
Safety Chains	(2) 7800#	(2) 7800#	(2) 7800#	(2) 7800#
Curb Weight	1295#	1600#	TBD	TBD
Payload	1605#	2800#	TBD	TBD
BASE PRICE	\$8,158	\$9,959	\$11,675	\$12,570

OPTIONS & ACCESSORIES (Expanded Option List can be found in Options Section)

CONSTRUCTION OPTIONS	ITEM NUMBER	PRICE	UOM	INTERIOR OPTIONS	ITEM NUMBER	PRICE	UOM
Add 3" to Box Height (PBF)	HEIGHT3	\$22	PBF	Upgrade to White Vinyl Backed Luan Walls w/ Divider (Snow Trailers; PBF)	WALLWHITEVINYL SNOW	\$42	PBF
Add 6" to Box Height (PBF)	HEIGHT6	\$33	PBF				
Add 9" to Box Height (PBF)	HEIGHT9	\$39	PKG				
DOOR/WINDOW/VENT OPTIONS				EXTERIOR OPTIONS			
14"x14" Fuel Door w/ Paddle Handle	DOOR1414FUEL	\$144	EA	Two-Tone Color Package w/ 6" Anodized Divider	TRIMTT6	\$315	PKG

ENCLOSED SNOW [DECKOVER] 6.5-Height

STANDARD FEATURES

- All-Aluminum Construction
- One-Piece Aluminum Roof
- V-Nose Construction w/ 12" Radius
- 24" Bright Stoneguard
- Tri-Frame Tongue
- Torsion Ride Suspension
- Full Length Slide Track w/ D-Rings
- Rear Ramp Door w/ Spring Assist
- Front Ramp Door w/ Spring Assist
- Roof Vent
- (3) Interior Dome Lights
- Recessed LED Lights
- 3/4" Water Resistant Decking
- White Luan Walls w/ 12" WR Kickplate
- A-Frame Coupler
- Smooth .030" Bonded Side Panels
- 4" Trim (Top/Rear)
- 7" Trim (Bottom)
- Limited Lifetime Warranty



*Image shown may contain add'l options

TRAILER MODEL	E101x12 (6.5) Enc Snow	E101x14 (6.5) Enc Snow	E101x16 (6.5) Enc Snow	E101x20 (6.5) Enc Snow	E101x22 (6.5) Enc Snow
Item Number	SNOPROE6.5X12ES	SNOPROE6.5X14ES	SNOPROE6.5X16ES	SNOPROE6.5X20ES	SNOPROE6.5X22ES
Subframe	2" x 5"	2" x 5"	2" x 5"	2" x 5"	2" x 5"
Floor Studs	24" O/C	24" O/C	24" O/C	24" O/C	24" O/C
Wall & Roof Studs	16" O/C	16" O/C	16" O/C	16" O/C	16" O/C
Box WxLxH	101" x 12' x 78"	101" x 14' x 78"	7'6" x 16' x 78"	101" x 20' x 78"	101" x 22' x 78"
Interior WxLxH	98" x 11'10" x 76"	98" x 13'10" x 76"	87" x 15'10" x 76"	98" x 19'10" x 76"	98" x 21'10" x 76"
Overall WxLxH	101" x 20'7" x 8'8"	101" x 22'7" x 8'8"	102" x 22'2" x 8'8"	101" x 28'7" x 8'8"	101" x 30'7" x 8'8"
Deck Height	27"	27"	27"	27"	27"
Hitch Height	23"	23"	23"	23"	23"
Rear Door Opening WxH	91" x 72"	91" x 72"	91" x 72"	91" x 72"	91" x 72"
Front Door Opening WxH	65" x 72"	65" x 72"	65" x 72"	65" x 72"	65" x 72"
V-Nose w/ 12" Radius	72"	72"	72"	72"	72"
Axle(s) - Qty/Rating	1-3500# Idler	2-2200# Braked	2-3500# Braked	2-3500# Braked	2-3500# Braked
GVWR	2990#	4400#	6000#	6000#	6000#
Wheels	12" E-Rated Silver Mod	12" E-Rated Silver Mod	13" Silver Mod	13" Silver Mod	13" Silver Mod
Tires	ST145/R12E	ST145/R12E	ST175/80R13	ST175/80R13	ST175/80R13
Side Door	32" x 72"	32" x 72"	32" x 72"	32" x 72"	32" x 72"
Power Connection	4-Way Flat	7-Way Round	7-Way Round	7-Way Round	7-Way Round
Coupler Rating/Ball Size	8000# / 2"	8000# / 2"	8000# / 2"	8000# / 2"	8000# / 2"
Jack	1500# Wheel Jack	1500# Wheel Jack	1500# Wheel Jack	1500# Wheel Jack	1500# Wheel Jack
Safety Chains	(2) 7800#	(2) 7800#	(2) 7800#	(2) 7800#	(2) 7800#
Curb Weight	1360#	1665#	1855#	2010#	2240#
Payload	1540#	2735#	4145#	3990#	3760#
BASE PRICE	\$9,343	\$11,663	\$12,256	\$13,209	\$14,145

OPTIONS & ACCESSORIES (Expanded Option List can be found in Options Section)

CONSTRUCTION OPTIONS	ITEM NUMBER	PRICE	UOM	DOOR/WINDOW/VENT OPTIONS	ITEM NUMBER	PRICE	UOM
Add 3" to Box Height (PBF)	HEIGHT3	\$22	PBF	14"x14" Fuel Door w/ Paddle Handle	DOOR1414FUEL	\$144	EA
Add 6" to Box Height (PBF)	HEIGHT6	\$33	PBF				
Add 9" to Box Height (PBF)	HEIGHT9	\$39	PKG	INTERIOR OPTIONS			
Upgrade to Non-Integrated Trailer Frame, PBF (Inline and Enclosed Deckover Models Only)	FRAMEUPGRADENON	\$20	PBF	Upgrade to White Vinyl Faced Ceiling	CEILWHITEVINYL	\$22	PBF
				EXTERIOR OPTIONS			
TIRE/WHEEL ASSEMBLIES & ACCESSORIES				Two-Tone Color Package w/ 6" Anodized Divider	TRIMTT6	\$315	PKG
Upgrade to 15" Silver Mod (Radial; From 13" Silver Mod Wheels)	WHEELUP13STO15S	\$50	EA				



ENCLOSED SNOW DECKOVER ELEVATION SERIES

STANDARD FEATURES

- All-Aluminum Construction
 - One Piece Aluminum Roof
 - Visible Beavertail Construction
 - V-Nose Construction w/ 12" Radius
 - 24" Stoneguard
 - Dexter Torsion Ride Axles [45 Degree Down]
 - Spread Axle Design w/ Tapered Skirting
 - (2) Rows of Recessed Slide Track w/ (2) Rows Sliding D-Ring per Machine
 - Tapered Rear Ramp w/ Spring Assist
 - (2) 32" x 72" Side Access Door w/ Flip Down Aluminum Step
 - (1) 14"x14" Fuel Door(s)
 - Roof Vent
 - (3) LED Dome Lights w/Switch
 - (5) LED Porch Lights [(2) Over Rear Ramp, (1) Over Each SAD & (1) Front Ramp]]
- 110V Package EWP - [(1) 60A Breaker Panel w/ Converter and Motorbase Plug, (2) 3-Way Wall Switches, (1) GFI Wall Receptacle, (1) Standard Wall Receptacle, (1) USB Receptacle, (12) Puck Lights]
 - Premium Exterior Light Package (Integrated Slim Brake and Backup Lights & Clear Lense Marker Lights)
 - Basic Heater Package [40# Propane Tank w/ HD Tongue-Mount, White Ceiling, Insulated Walls & Ceiling, 40K BTU Furnace, Safety Kit, Marine Grade Battery & Box, 48" Furnace Cabinet]
 - (1) 40# Propane Tank w/ HD Mount Upgrade
 - 3/4" Quad Ply Decking
 - White Luan Walls
 - Boondocker Package [Enc Snow Trailers - Includes Upgrade to Quad-Ply Flooring, Wrap Around Front Ramp w/ Spring Assist (72" Wide Opening) and 6" Extruded Aluminum Kickplate]
- (2) Fold-Down Padded Bench (48"L)
 - 48" Deluxe Boot Box [Padded Top, Ducted (Requires Furnace Package)] Vertical Corner Duct (Requires Furnace Package)
 - (2) 48" Overhead Cabinet [Premium, (1) Flip-Up Door, 48"(W) x 13"(D) x 18"(H)]
 - (2) Premium Ceiling-Mounted Coat Hanger (38", 22 Hooks)
 - Adjustable Wall Hooks For Combo Wall (2 - 18', 4-22'+ BP, 4-GN)
 - Combo Wall (3 Rows in Box, 2 Rows in V-Nose)
 - Angled Brackets (Convert Cabinets to Combo Wall)
 - Deluxe Floor Drain System (Full Width Slot, Exterior Clean Out)
 - Rear Door Canopy (2020 Version, w/ (4) Puck Lights)
 - Screwless .030 Bonded Sides
 - Powdercoat Exterior Package
 - 4" Trim (Top/Rear)
 - 7" Trim (Bottom)
 - Limited Lifetime Warranty

TRAILER MODEL	101x16 (6.5) DO Elevation	101x22 (6.5) DO Elevation	101x24 (6.5) DO Elevation
Item Number	SNOPRO101X16ES-ELE	SNOPRO101X22ES-ELE	SNOPRO101X24ES-ELE
Subframe	2" x 5"	2" x 5"	2" x 5"
Floor Studs	24" O/C	24" O/C	24" O/C
Wall & Roof Studs	16" O/C	16" O/C	16" O/C
Box WxLxH	101" x 16' x 92"	101" x 22' x 92"	101" x 24' x 92"
Interior WxLxH	99" x 15'10" x 82"	99" x 21'10" x 82"	99" x 23'10" x 82"
Overall WxLxH	101" x 24'6" x 114"	101" x 30'6" x 114"	101" x 32'6" x 114"
Deck Height	27"	27"	27"
Hitch Height	24-3/8"	24-3/8"	24-3/8"
Rear Door Opening WxH	91" x 82"	91" x 82"	91" x 82"
Front Door Opening WxH	65" x 79"	65" x 79"	65" x 79"
V-Nose w/ 12" Radius	72"	72"	72"
Axle(s) - Qty/Rating	2-3500# Braked	2-3500# Braked	2-3500# Braked
GVWR	6000#	6000#	6000#
Wheels	15" Aluminum	15" Aluminum	15" Aluminum
Tires	205/75R15	205/75R15	205/75R15
Side Door	32" x 72"	32" x 72"	32" x 72"
Power Connection	Artic Flex 7-Way Round	Artic Flex 7-Way Round	Artic Flex 7-Way Round
Coupler Rating/Ball Size	8000# / 2"	8000# / 2"	8000# / 2"
Jack	1500# Wheel Jack	1500# Wheel Jack	1500# Wheel Jack
Safety Chains	7800#	7800#	7800#
Curb Weight	1800#	2240#	2445#
Payload	4200#	3760#	3555#
BASE PRICE	\$24,069	\$27,120	\$27,403

OPTIONS & ACCESSORIES (Expanded Option List can be found in Options Section)

CONSTRUCTION OPTIONS	ITEM NUMBER	PRICE	UOM	FLOORING OPTIONS	ITEM NUMBER	PRICE	UOM
Add 3" to Box Height (PBF)	HEIGHT3	\$22	PBF	Airline Track (Recessed in Floor; Aluminum, PLF)	ATRACKRECFL	\$22	EA
Add 6" to Box Height (PBF)	HEIGHT6	\$33	PBF				
Add 9" to Box Height (PBF)	HEIGHT9	\$39	PBF	EXTERIOR OPTIONS			
Upgrade to 16" O/C Floor Studs (From 24" O/C; PBF)	FLOOR16OC	\$15	PBF	Two-Tone Color Package w/ 6" Anodized Divider	TRIMTT6	\$315	PKG
				Two-Tone Color Package - No Anodized Divider	TRIMTTSP	\$150	PKG
				Upgrade to .040" Exterior Skin (Black, White, or Silver Only; Extended Lead Times May Apply; PBF)	SKIN040UP	\$64	PBF
TIRE/WHEEL ASSEMBLIES & ACCESSORIES							
Spare 15" Gloss Black Mod w/ 205/75R15 Tire	WHEELSP15GB205	\$186	EA				
Spare 15" Aluminum Wheel w/ 205/75R15 Tire	WHEELSP15A205	\$325	EA				
2024 Interior Elevated Spare Tire Mount (Universal Fitment)	WHEELMOUNTELEV24	\$119	EA				



POPULAR ENCLOSED SNOW OPTIONS

ITEM NUMBER	CONSTRUCTION OPTIONS	PRICE	UOM
RADIUSROOF	Upgrade to Radius Roof Construction (Up to 30') (Sloped V-Nose, Cast Corners, & Rear Canopies Are Not Available With This Option)	\$33	EA
VNOSESLOPE	Add Slope in V-Nose	\$82	PKG
FRAMEUPGRADENON	Upgrade to Non-Integrated Trailer Frame, PBF (Inline and Enclosed Deckover Models Only)	\$20	EA
WALLINTSTUD	Upgrade to Integrated Wall Stud System – (2) Parallel Tracks Built into Studs, Installed 32" O/C, and Utilizes a 1/4" Carriage Bolt to Mount Items (PBF)	\$44	PBF
HEIGHT3	3" Extra Height	\$22	PBF
HEIGHT6	6" Extra Height	\$33	PBF
HEIGHT9	9" Extra Height	\$39	PBF
HEIGHT12	12" Extra Height	\$43	PBF
HEIGHT15	15" Extra Height (Requires .080 Wall Stud Upgrade and HD Rear Ramp)	\$54	PBF
HEIGHT18	18" Extra Height (Requires HD Ramp or Barn Door Upgrade & .080 Wall Stud Upgrade)	\$63	PBF
HEIGHT21	21" Extra Height (Requires .080 Wall Stud Upgrade and HD Rear Ramp)	\$73	PBF
HEIGHT24	24" Extra Height (Requires HD Ramp or Barn Door Upgrade & .080 Wall Stud Upgrade)	\$84	PBF
HEIGHTDED6	Height Decrease 6"	\$0	PBF
HEIGHTDED12	Height Decrease 12"	\$0	PBF
LENGTH27	Additional Length in 2' Intervals (7 wide)	\$617	Per 2'
LENGTH275	Additional Length in 2' Intervals (7.5 wide)	\$652	Per 2'
LENGTH285	Additional Length in 2' Intervals (8.5 wide)	\$670	Per 2'
COUPLER2ATO2516A	Upgrade to 2 5/16" A-Frame Coupler (From 2" A-Frame Coupler)	\$81	EA
COUPLER2STO2516S	Upgrade to 2-5/16" Straight Pull Coupler (From 2" Straight Pull Coupler) (7000# GVWR Max Rating)	\$90	EA
BEAVERVISIBLE	Add Showing Beavertail (Deckover Models)	\$219	EA
BEAVERREVERSE	Reverse Beavertail Construction on (7' wides & Up)	\$479	EA
JACK8000PED	Upgrade to 8000# Pedestal Jack (From Wheel or Center Jack)	\$64	EA
JACK10000PED	Upgrade to 10000# Pedestal Jack (From Wheel or Center Jack)	\$81	EA
FLOOR16OC	Upgrade to 16" O/C Floor Crossmembers	\$15	PBF
FLOOR12OC	Upgrade to 12" O/C Floor Studs (From 16" O/C; PBF)	\$32	PBF
ROOFTRUSSEDUP	Upgrade to Trussed Roof System (Not Compatible w/ Radius)	\$42	EA
080WALLSTUD	Upgrade to .080 Wall Studs	\$36	PBF
WALL2X2UP	Upgrade Wall Studs to 2"x2", PBF	\$75	PBF
CEIL2X2UP	Upgrade Ceiling Studs to 2"x2", PBF	\$39	PBF
WALKONROOF	Walk On Roof (Reinforced; PBF)	\$51	PBF
WINCHMOUNTHD	Heavy Duty Winch Mount (Winch Not Included)	\$298	EA
CANOPYREAR2013	Rear Canopy Loading Light System - 2013 Version (Not Available w/ Radius Roof)	\$697	PKG
CANOPYREAR2020	Rear Canopy Loading Light System - 2020 Version (Not Available w/ Radius Roof)	\$315	PKG
ITEM NUMBER	DOORS, RAMPS & COMPARTMENTS	PRICE	UOM
DOOR2658	26"x58" Side Access Door	\$239	EA
DOOR3258	32"x58" Side Access Door w/ Paddle Handle	\$366	EA
DOOR3266	32"x66" Side Access Door w/ Paddle Handle	\$404	EA
DOOR3272	32"x72" Side Access Door w/ Paddle Handle	\$445	EA
DOOR3272RADIUSSCR	32"x72" Radius RV Door w/ Screen (Window Optional)	\$747	EA
DOOR3272RADIUSUP	Upgrade to Dexter 32"x72" Radius Door **Trailer must have 32"x72" Piano Hinged Door already**	\$309	PKG
DOOR3272RADIUSSCRUP	Upgrade to 32"x72" Radius RV Door w/ Screen (Window Optional) (From stand. 32"x72" Side Access Door)	\$468	EA
DOOR36UP	Upgrade to 36" Wide Side Access Door (from 32")	\$70	EA
DOOR48UP	Upgrade to 48" Wide Side Access Door (from 32")	\$125	EA
DOOR4872	48"x72" Split Side Access Door(s)	\$1,082	EA
DOOR4872UP	Upgrade to 48"x72" Split Side Access Door(s) (from 32"x72" Side Access Door)	\$641	EA
DOOR78UP	Upgrade to 78"-Tall Side Access Door (From 72" (SAD) (Excludes Radius RV Door)	\$44	EA
RAMPCARHAULUP	Upgrade to Car-Hauler Grade Rear Ramp (From Standard Ramp)	\$447	EA
FLAPDPTRANS	Diamond Plate Transition Flap (Ramp to Box)	\$183	EA
STARTERALUM	Aluminum Starter Flap to Rear Ramp	\$297	EA
DOOR1414FUEL	Fuel Door w/ Paddle Handle 14"x14"	\$144	EA
DOOR2424FUEL	Fuel Door w/ Paddle Handle 24"x24"	\$170	EA
DOOR3030HATCH	Hatch Door 30"x30"	\$309	EA
STEPPULLOUTRV	RV-Style Pull-Out Step (Steel)	\$255	EA
STEPALUMFOLD	Aluminum Fold Down Step	\$132	EA
STEPALUMFOLDP	Powder Coated Aluminum Flip Down Step	\$183	EA
STEPUPALUMFOLDP	Upgrade to Powder Coated Aluminum Flip Down Step (From Standard Step)	\$76	EA
STEPALUMPULL	Aluminum Pull-Out Step	\$239	EA
STEPLOOP	Aluminum Loop Step Stationary	\$81	EA



POPULAR ENCLOSED SNOW OPTIONS

ITEM NUMBER	DOORS, RAMPS & COMPARTMENTS	PRICE	UOM
DOORHANDLEAL	Aluminum Grab Handle For Side Access Door	\$32	EA
DOORKEYEDLHRR	Keyed Locking Hasps for Rear Ramp	\$90	SET
DOORLOCKINGSAD	Locking Bar for Side Access Door	\$152	EA
DOORKEYLOCKSAD	Keyed Locking Hasps for Side Door Locking Bar	\$57	SET
DOORPHINGEFULLRUP	Upgrade to Full Piano Hinge For Rear Ramp	\$267	EA
DOORPHINGEFULLSADUP	Upgrade to Full Piano Hinge For Side Access Door	\$32	EA
RAMPAIRCURTAIN	Rear Door Air Curtain	\$769	EA
DOORSCREENRR	Pull Down Screen for Rear Door Opening	\$596	EA
DOORKEYLESS	Keyless Entry System (For Side Access Door)	\$332	SET
ITEM NUMBER	EXTERIOR OPTIONS	PRICE	UOM
SKIN040UP	.040 Skin Upgrade (Black, White, & Silver Only)	\$64	PBF
SKIN050UP	.050 Skin Upgrade (Black & White Only)	\$91	PBF
TRIM12ANOD	Anodized Aluminum Side & Rear Trim Panel (12"; PBF)	\$22	PBF
TRIM12DP	Aluminum Diamond Plate Side & Rear Trim Panel (12"; PBF)	\$26	PBF
TRIM24ANOD	Anodized Aluminum Side & Rear Trim Panel (24"; PBF)	\$49	PBF
TRIM24DP	Aluminum Diamond Plate Side & Rear Trim Panel (24"; PBF)	\$50	PBF
TRIM7	Upgrade to Larger 7" Bottom Trim (PBF)	\$13	PBF
TRIM36SGUP	Upgrade to 36" Stone Guard from 24"	\$279	EA
TRIM48SGUP	Upgrade to 48" Stone Guard from 24"	\$360	EA
TRIMTTSP	Two-Tone Color Package - No Anodized Divider	\$150	EA
TRIMTT6	Two-Tone Color w/ 6" Anodized Divider	\$315	PKG
TRIMTT12	Two-Tone Color w/ 12" Anodized Divider	\$406	PKG
TRIMTT24	Two-Tone Color w/ 24" Anodized Divider	\$556	PKG
VNOSEANODIZEDNOSE	Upgrade to Anodized Nose Cone	\$161	PKG
ITEM NUMBER	INTERIOR OPTIONS	PRICE	UOM
WALL030BONDED	White .030 Aluminum Side Walls, Bonded	\$33	PBF
WALL030SCREWED	White .030 Aluminum Side Walls, Screwed	\$33	PBF
CEIL030BONDED	White .030 Aluminum Ceiling, Bonded	\$38	PBF
CEIL030SCREWED	White .030 Aluminum Ceiling, Screwed	\$38	PBF
CEILWHITEVINYL	White Vinyl Backed Luan (Ceiling Only; PBF)	\$22	PBF
WALLWHITEVINYL SNOW	White Vinyl Faced Luan Walls	\$42	PBF
WALL12PLYSNOWUP	Upgrade to 1/2" Plywood Walls (Snow Trailers; PBF)	\$52	PBF
WALL38PLYSNOW	Upgrade to 3/8" Plywood Walls (Snow Trailers; PBF) **May Extend Lead Time**	\$54	PBF
WALLWLTO38WR	Upgrade to 3/8" Water Resistant Walls (From White Luan Walls; PBF)	\$0	PBF
WALLWLTO38PLY	Upgrade to 3/8" Plywood Walls (From White Luan Walls; PBF)	\$23	PBF
WALL34INS	3/4" Foam Insulation (Side Walls; PBF)	\$25	PBF
CEIL34INS	3/4" Foam Insulation - Ceiling (Require Ceiling Liner)	\$20	PBF
CEIL2INS	2" Foam Insulation (Ceiling Only; PBF)	\$45	PBF
CEIL2INSUP34	Upgrade to 2" Foam Insulation (Ceiling Only; PBF)	\$40	PBF
WALL030COVE	.030 Aluminum Cove (All Colors)	\$36	PBF
WALLANONCOVE	Anodized Roof Coves	\$42	PBF
SPRINGCOVERANO	Anodized Spring Cover	\$146	EA
DPSPRINGCOV	Diamond Plate Spring Cover	\$183	EA
SPRINGCOVER030FRONT	.030" Aluminum Spring Assist Cover for Front Ramp Door	\$133	EA
SPRINGCOVER030REAR	.030" Aluminum Spring Assist Cover for Rear Ramp Door	\$133	EA
PARTITIONWALL	Partition Wall w/ 32" Access Door	\$754	EA
WALL6DPKP	Diamond Plate Kickplate (6")	\$15	PBF
WALL12DPKP	Diamond Plate Kick Plate (12")	\$22	PBF
WALL24DPKP	Diamond Plate Kickplate (24")	\$50	PBF
WALL12WRKP	Water Resistant Kick Plate (12")	\$10	PBF
WALL6EXTKP	Extruded Aluminum Kick Plate (6")	\$17	PBF
WALLCARPET3	Carpet on Walls (Charcoal only, 3' Up on Walls, Calculate 4' for V)	\$24	PLF
WALLTPO3	Upgrade to Black TPO Coin Walls (3' Up Wall, Count 4' V-Nose; PLF)	\$60	PLF
ITEM NUMBER	FLOORING	PRICE	UOM
FLOOR34WRT034PT	Upgrade to 3/4" Pressure Treated Plywood (From 3/4" Water Resistant Decking)	\$20	PBF
FLOOR34QUADPLYES	Upgrade to 3/4" Quad Ply Decking w/ 12" Quad Ply Kickplate (Non-Skid Surface, FRP Backer; PBF)	\$63	PBF
FLOORADD34WR	Additional Layer of 3/4" Water Resistant Decking	\$36	PBF
FLOOR34INSUL	Upgrade to 3/4" Foam Insulated Floor	\$94	PBF



POPULAR ENCLOSED SNOW OPTIONS

ITEM NUMBER	TRACK MATS & SKI GUIDES	PRICE	UOM
GRIPGLIDE12ES	LowPro Grip Glides - 12' Box	\$229	SET
GRIPGLIDE14ES	LowPro Grip Glides - 14' Box	\$269	SET
GRIPGLIDE16ES	LowPro Grip Glides - 16' Box	\$309	SET
GRIPGLIDE18ES	LowPro Grip Glides - 18' Box	\$349	SET
GRIPGLIDE20ES	LowPro Grip Glides - 20' Box	\$395	SET
GRIPGLIDE22ES	LowPro Grip Glides - 22' Box	\$449	SET
GRIPGLIDE24ES	LowPro Grip Glides - 24' Box	\$479	SET
GRIPGLIDEFR	LowPro Grip Glides - Front Ramp	\$98	SET
GRIPGLIDERR	LowPro Grip Glides - Rear Ramp	\$98	SET
GRIPGLIDE6012HYB	LowPro Grip Glides - 60"x12' Crossover/Hybrid	\$139	SET
GRIPGLIDE12HYB	LowPro Grip Glides - 12' Crossover/Hybrid	\$239	SET
GRIPGLIDE1416HYB	LowPro Grip Glides - 14'/16' Crossover/Hybrid	\$369	SET
GRIPGLIDE22HYB	LowPro Grip Glides - 22' Crossover/Hybrid	\$439	SET
LPGLIDE12ES	LowPro Glides - 12' Box	\$195	SET
LPGLIDE14ES	LowPro Glides - 14' Box	\$205	SET
LPGLIDE16ES	LowPro Glides - 16' Box	\$234	SET
LPGLIDE18ES	LowPro Glides - 18' Box	\$269	SET
LPGLIDE20ES	LowPro Glides - 20' Box	\$302	SET
LPGLIDE22ES	LowPro Glides - 22' Box	\$335	SET
LPGLIDE24ES	LowPro Glides - 24' Box	\$365	SET
LPGLIDEFR	LowPro Glides - Front Ramp	\$89	SET
LPGLIDERR	LowPro Glides - Rear Ramp	\$89	SET
LPGLIDE6012HYB	LowPro Glides - 60"x12' Crossover/Hybrid	\$109	SET
LPGLIDE12HYB	LowPro Glides - 12' Crossover/Hybrid	\$195	SET
LPGLIDE1416HYB	LowPro Glides - 14'/16' Crossover/Hybrid	\$279	SET
LPGLIDE22HYB	LowPro Glides - 22' Crossover/Hybrid	\$332	SET
PADDLEGRABFR	Paddle Grabbers - Front Ramp	\$36	SET
PADDLEGRABRR	Paddle Grabbers - Rear Ramp	\$70	SET
SKIDEFLRAMPRR	Ski Deflector for Rear Ramp	\$90	EA
SKIDEFLRAMPFR	Ski Deflector for Front Ramp	\$60	EA
TRAXMAT12ES	TraxMat - 12' Box	\$200	SET
TRAXMAT14ES	TraxMat - 14' Box	\$279	SET
TRAXMAT16ES	TraxMat - 16' Box	\$279	SET
TRAXMAT18ES	TraxMat - 18' Box	\$315	SET
TRAXMAT20ES	TraxMat - 20' Box	\$315	SET
TRAXMAT22ES	TraxMat - 22' Box	\$359	SET
TRAXMAT24ES	TraxMat - 24' Box	\$359	SET
TRAXMATFR	TraxMat - Front Ramp	\$65	SET
TRAXMATRR	TraxMat - Rear Ramp	\$99	SET
TRAXMAT6012HYB	TraxMat - 60"x12' Crossover/Hybrid	\$65	SET
TRAXMAT12HYB	TraxMat - 12' Crossover/Hybrid	\$99	SET
TRAXMAT1416HYB	TraxMat - 14'/16' Crossover/Hybrid	\$204	SET
TRAXMAT20HYB	TraxMat - 20' Crossover/Hybrid	\$315	SET
TRAXMAT22HYB	TraxMat - 22' Crossover/Hybrid	\$315	SET
ITEM NUMBER	TIRE/WHEEL ASSEMBLIES & ACCESSORIES	PRICE	UOM
WHEELUP12SILVTO12ALUM	Upgrade to 12" Aluminum Wheels (145/R12 Tire; From 12" Silver Mod)	\$113	EA
WHEELUP12ETO13S	Upgrade to 13" Silver Mod Wheels (From 12" E-Rated Silver Mod)	\$54	EA
WHEELUP13STO13A	Upgrade to 13" Aluminum (Radial; From 13" Silver Mod Wheels)	\$131	EA
WHEELUP12TO15S	Upgrade to 15" Silver Mod (From 12" E-Rated Wheels, Includes Drop Tongue)	\$125	EA
WHEELUP13STO15S	Upgrade to 15" Silver Mod From 13" Silver Mod	\$50	EA
WHEELUP15STO15A	Upgrade to 15" Aluminum Rims From 15" Silver Mod	\$143	EA
WHEELUP15STO15BA	Upgrade to 15" BLACK Aluminum (Radial; From 15" Silver Mod Radial Wheels)	\$143	EA
WHEELUP15STO15FB	Upgrade to 15" Flat Black Mod (Radial; From 15" Silver Mod Radial Wheels)	\$54	EA
WHEELUP15STO15G	Upgrade to 15" Galvanized (Radial; From 15" Silver Mod Radial Wheels)	\$42	EA
WHEELUP15S205TO15S225	Upgrade to 15" 225 Silver Mod From 15" 205 Silver Mod	\$57	EA
WHEELUP15S225TO15A225	Upgrade to 15" 225 Aluminum Wheels (Radial; From 15" 225 Silver Mod Radial)	\$143	EA
WHEELUP15S225TO15BA225	Upgrade to 15" 225 BLACK Aluminum Wheels (Radial; From 15" 225 Silver Mod Radial)	\$143	EA
WHEELUP15S225TO15FB225	Upgrade to 15" 225 Flat Black Mod (Radial; From 15" 225 Silver Mod Radial Wheels) **SPECIAL ORDER**	\$54	EA
WHEELUPATOBA	Upgrade to Black Aluminum Rims from Aluminum (Same Size)	\$0	EA
WHEELSP12E	Spare 12" E-Rated Silver Mod Wheel w/ 145/R12 Tire	\$151	EA



POPULAR ENCLOSED SNOW OPTIONS

ITEM NUMBER	TIRE/WHEEL ASSEMBLIES & ACCESSORIES	PRICE	UOM
WHEELSP12AL	Spare 12" Aluminum Wheel w/ 145R12 Tire	\$233	EA
WHEELSP13SILV	Spare 13" Silver Mod Wheel w/ 175/80R13 Tire	\$183	EA
WHEELSP13A	Spare 13" Aluminum Wheel w/ 175/80R13 Tire	\$261	EA
WHEELSP13GALVRAD	Spare 13" Galvanized Wheel w/ 175/80R13 Tire	\$205	EA
WHEELSP15GB205	Spare 15" Gloss Black Mod w/ 205/75R15 Tire	\$186	EA
WHEELSP15A205	Spare 15" Aluminum Wheel w/ 205/75R15 Tire	\$325	EA
WHEELSP15GB225	Spare 15" Gloss Black Mod w/ 225/75R15 Tire (6-Lug)	\$231	EA
WHEELSP15A225	Spare 15" Aluminum Wheel w/ 225/75R15 Tire (6-Lug)	\$372	EA
WHEELSP15BA225	Spare 15" Black Aluminum Wheel w/ 225/75R15 Tire	\$372	EA
WHEELMOUNTELEV24	2024 Interior Elevated Spare Tire Mount (Universal Fitment)	\$119	EA
WHEELMOUNTELEVEXT	Exterior Elevated Spare Tire Mount (Diamond Plate; Exterior Wall)	\$163	EA
WHEELMOUNTFLOOR	Spare Tire Mount (Interior; Floor Level)	\$69	EA
WHEELMOUNTREC	Deluxe Recessed Spare Tire Well (Diamond Plate w/ Hatch Cover)	\$433	EA
ITEM NUMBER	AXLES	PRICE	UOM
AXLETOR3IDTOTOR4BR	Upgrade to 2-2K Torsion Braked Axles (From 1-3K Torsion Idler)	\$1,098	PKG
AXLETOR3IDTOTOR3BR	Upgrade to 1-3K Torsion Braked Axle (From 1-3K Torsion Idler)	\$359	PKG
AXLETOR3IDTOTOR6BR	Upgrade to 2-3K Torsion Braked Axles (From 1-3K Torsion Idler)	\$1,551	PKG
AXLETOR4BRTOTOR6BR	Upgrade to 2-3K Torsion Braked Axles (From 2-2K Torsion Braked)	\$529	PKG
AXLETOR6BRTOTOR9BR	Upgrade to 3-3K Torsion Braked Axles (From 2-3K Braked)	\$1,170	PKG
AXLETOR6BRTOTOR10BRFR	Upgrade to 2-5K Torsion Braked Axles & FRAME (From 2-3K Braked; Enclosed Models) ** Includes Axle Carrier	\$2,197	PKG
	Upgrade and 16" O/C Floor Stud Upgrade, & Upgrade to 15" 225 6-lug tires **		
AXLETORTOHDYD	Upgrade to 2-3K Hydraulic Braked Axles (From 2-3K Torsion Braked)	\$1,909	PKG
AXLESPREADUPIF	Spread Axle Upgrade (w/Individual Fenders) (7 & 7.5 Wide Trailers)	\$547	PKG
AXLESURGEBRUP	Upgrade to Surge Braking System (This Option Excludes Gooseneck Models)	\$1,564	PKG
AXLE0	Upgrade to Zero Degree Axle(s)	\$0	PKG
AXLE22.5DOWN	Upgrade to 22.5 Degree Down Axle(s)	\$0	PKG
AXLE45DOWN	Upgrade to 45 Degree Down Axle(s)	\$0	PKG
AXLEGALVTORSION	Upgrade to Galvanized Axle (Torsion) (Minimum 4 Week Lead Time)	\$117	PKG
ITEM NUMBER	TIE-DOWNS	PRICE	UOM
DRINGSURFACE	Light Duty Surface-Mounted D-Ring (Installed)	\$29	EA
DRINGSLIDING	Light Duty Sliding D-Ring (For Recessed Slide Track; Installed)	\$29	EA
DRINGSLIDINGPOW	Upgrade to Powder Coated Sliding D-Ring (From Existing Sliding D-Ring)	\$11	EA
DRING5000DP	Heavy-Duty Recessed 5000# D-Rings w/ Backing Plate	\$47	EA
DRING6000Z	Heavy-Duty Recessed 6000# Swivel D-Rings w/ Backing Plate (Zinc)	\$51	EA
DRING6000SS	Heavy-Duty Recessed 6000# Swivel D-Rings w/ Backing Plate (Stainless Steel)	\$69	EA
CHOCKSINLDPKG	Recessed Flip-Up Motorcycle Wheel Chock w/ (4) Surface-Mounted D-Rings	\$166	PKG
CHOCKREC	Recessed Flip-Up Motorcycle Wheel Chock	\$136	EA
CHOCKSUR	Surface-Mounted Wheel Chock (Aluminum, w/ Mounting Hardware)	\$129	EA
CHOCKSINHDPKG	Recessed Flip-Up Motorcycle Wheel Chock w/ (4) Recessed Heavy Duty D-Rings	\$277	PKG
CHOCKTANLDPKG	Tandem Flip-Up Motorcycle Wheel Chocks w/ (8) Surface-Mounted D-Rings	\$318	PKG
CHOCKTANHDPKG	Tandem Flip-Up Motorcycle Wheel Chocks w/ (8) Heavy Duty D-Rings	\$542	PKG
CHOCKSLIDETRACK	Single Stainless Steel Tube Style Wheel Chock for Single Piece of Slide Track (Installed)	\$146	EA
CHOCKSSTUBE	Stainless Steel Tube Style Wheel Chock	\$93	EA
ETRACKFLOORSUR	E-Track Surface Mounted (Floor)	\$17	PLF
ETRACKWALLSURS	E-Track Surface Mounted (Wall)	\$12	PLF
ETRACKFLOORRECS	E-Track HD Recessed w/ Backing Plate (Floor)	\$24	PLF
ETRACKWALLRECS	E-Track HD Recessed w/ Backing Plate (Walls)	\$20	PLF
ETRACKWALLSURA	E-Track (Aluminum) Surface Mounted (Wall)	\$27	PLF
ETRACKFLOORRECA	E-Track (Aluminum) HD Recessed w/ Backing Plate (Floor)	\$33	PLF
ETRACKWALLRECA	E-Track (Aluminum) HD Recessed w/ Backing Plate (Walls)	\$36	PLF
ATRACKSURFL	Airline Track (Aluminum) Surface Mounted (Floor)	\$12	PLF
ATRACKSURWALL	Airline Track (Aluminum) Surface Mounted (Wall)	\$12	PLF
ATRACKRECFL	Airline Track (Recessed in Floor; Aluminum, PLF)	\$22	PLF
ATRACKRECWALL	Airline Track (Recessed in Wall; Aluminum, PLF)	\$26	PLF
SLIDETRACK	Recessed Slide Track (Track Only; D-Rings Sold Separately)	\$24	PLF
SLIDETRACKPOW	Powder Coated Slide Track Upgrade (upgrade to existing slide track) (PBF)	\$11	PBF
ITEM NUMBER	12V LIGHTING & ELECTRICAL	PRICE	UOM
12VLEDBACKUP	Add LED Backup Lights (Pair; Installed)	\$90	PAIR
12VLEDADDSTOP	Additional LED Stop/Turn/Tail Lights (Pair; Installed)	\$90	PAIR
12VLEDSTOPSLIM	Upgrade to 12" LED Slimline Tail/Turn/Stop Lights (Pair)	\$54	PAIR



POPULAR ENCLOSED SNOW OPTIONS

ITEM NUMBER	12V LIGHTING & ELECTRICAL	PRICE	UOM
12VLEDMARKER	Upgrade to Additional LED Marker Lights Bullets	\$15	EA
12VDPLOADINGLIGHTS	Diamond Plate Rear Loading Lights (Mounted Over Rear Ramp Spring; Installed)	\$239	PKG
12VANODLOAD	Anodized Rear Loading Lights (Mounted Over Rear Ramp Spring; Installed)	\$247	EA
12VLEDLOAD9502	(2) 12V LED Load Lights (Double Lights w/ Single Switch, 950 Lumen)	\$178	PKG
12VLEDLOAD950	12V LED Load Light (Single Light w/ Switch, 950 Lumen)	\$146	EA
12VLEDLOAD950SIDE	Recessed LED Exterior Load Light Package (For Side of Trailer) (1 Light w/ Switch, 950 Lumens, & Housing)	\$297	PKG
12VLEDSCARE	12V LED Porch Light w/ Wall Switch	\$99	EA
12VLEDK60PR	K60 LED Exterior Scene Light Package: One 12V Wall Switch with (2) K60 Scene Lights	\$674	PKG
12VLEDMIDSHIP	Mid-Ship Turn Signals (For Tandem Fenders Only; Pair)	\$90	PAIR
12VBACKUPANG	Angled Back Up Lights (Mounts on Side of Trailer)	\$389	PAIR
12VPEDJACK	Upgrade to 12V Electric Pedestal Jack w/ Battery & Box Installed	\$716	PKG
12VPEDJACK-2	Upgrade to 12V Electric Pedestal Jack w/o Battery	\$289	PKG
12VPOWPOINT	12V Power Jack (Cigarette Lighter Plug)	\$50	EA
12VLEDDOMEUP	Upgrade to LED Economy Dome Light 460 Lumen (From Incandescent Dome Light)	\$11	EA
12VLEDDOMEADD	Additional 12V LED Dome Light (460 lumens)	\$24	EA
12VWALLSW	12 Volt Wall Switch	\$30	EA
12VWALLSW3WAY	12 Volt Wall Switch (3-Way)	\$50	EA
12VWALLSW3WAYUP	Upgrade to 12 Volt (3-Way) Wall Switch	\$24	EA
12VLEDPUCKPKG8	LED Puck Light Package (Includes 8 Recessed Lights & Wall Switch) (Requires Ceiling Liner)	\$227	PKG
12VLEDPUCK	Additional Recessed LED "Puck" Light	\$32	EA
12VLEDPUCKPKG2	LED "Puck" Light Cabinet PKG (Under OH Cabinet) (2) Round LED Flush Mount Dome Lights (1) 12V Wall Switch	\$81	PKG
12VLEDDOME18	18" 12V LED Light (Requires Ceiling Liner)	\$192	EA
12VLEDDOME18UP	Upgrade Interior Dome Light to 12V 18" LED Light	\$181	EA
12VLEDUP48LED	Upgrade to (3) 18" 12V LED Light (From (2) 4' LED Wrap Around) (Requires Ceiling Liner)	\$205	SET
12VTRICKLECHARGE	Trickle Charger for Battery	\$137	EA
12VBATTERY	Deep Cycle Marine Battery & Box (Wired)	\$261	EA
12VUSB DUAL	12V USB-C and USB-A Dual Recessed Receptacle	\$44	EA
12VLEDSTRIP	LED Interior Strip Light w/ Housing Package (Per Foot, Per Section)	\$13	PLF
12V7WAYILO4WAY	Upgrade to 7-Way Plug w/ Junction Box (From 4-way Plug)	\$58	EA
12VPERMA	Upgrade to Permaseal Wire Connectors	\$192	PKG
12VLEDLIGHTPKGPREM	Upgrade Premium Light Package (LED Strip Lights w/ Integrated Backup Lights, Marker Lights w/ Clear Lens.)	\$155	PKG
12VLEDLIGHTPKGPREM NBL	Upgrade to Premium Light Package (LED Strip Lights w/ No Backup Lights, Marker Lights w/ Clear Lenses)	\$70	PKG
12VBACKUPCAMERAWIRE	Wireless Backup Camera System w/ 7" LCD Screen	\$1,048	EA
12VLEDSAFETY	Add LED 6" Oval Alternating Flashing Safety Lights (Orange) w/ Exterior Toggle Switch (Pair) (Hard Wired Into Auxiliary) (7-Way Plug Required)	\$106	PAIR
ITEM NUMBER	110V LIGHTING & ELECTRICAL	PRICE	UOM
110VPACK1	110V Power Package #1: (1) 15 Amp Motorbase Plug, (1) Wall Switch, (1) Wall Receptacle, (1) 4' LED Wraparound Light (No Additions Available with this Package)	\$418	PKG
110VPACK2	110V Power Package #2: (1) 30 Amp Breaker Box w/ 25' Shore Line and Cord Hatch, (2) 3-Way Wall Switches, (1) Standard Wall Receptacle, (1) GFI Wall Receptacle, (2) 4' LED Wraparound Lights	\$723	PKG
110VPACK3	110V Power Package #3: (1) 30 Amp Breaker Box w/ 25' Shore Line and Cord Hatch, (1) Wall Switch, (4) Standard Wall Receptacles, (1) GFCI Receptacle, (4) 4' Fluorescent Lights, (1) Brace and Wire Stub for A/C Unit	\$1,041	PKG
110VPACK4	110V Power Package #4: (1) 15 Amp Motorbase Plug, (2) Wall Receptacles	\$229	PKG
110VPACK5	110V Power Package #5: Includes (1) 60A Breaker Panel w/ 60A Converter and 50A Motorbase Plug, (2) 3-Way Wall Switches, (1) Standard Wall Receptacle, (1) USB Wall Receptacle, (1) GFI Wall Receptacle, (2) 4' LED Wraparound Lights, 12V Deep Cycle Battery & Box	\$1,507	PKG
110VPACK6	110V Power Package #6: (1) 15A Exterior Motorbase Plug, (1) GFI Wall Receptacle	\$149	PKG
110VMBP15A	15A Motor Base Plug	\$58	EA
110VMBP	30A Motor Base Plug (Replaces Shoreline; 110V Package Required)	\$58	PKG
110V30ACONV	30A Power Converter (110V Pkg #2)	\$431	EA
110V30ACORD	30A Power Cord 25' Long (For Motorbase Plug)	\$198	EA
110V30AGLS	30A Generator Line Switch	\$287	EA
110V50AUP	Upgrade to 50 Amp Breaker Box (Requires 110V Pkg #2)	\$210	PKG
110V50ACORD	50A Power Cord 25' Long (For Motorbase Plug)	\$387	EA
110V60ACONV	60A Power Converter (110 Package Required)	\$319	EA
110VWALLRECEPT	110 Volt Wall Receptacle (Installed; Requires 110V Pkg)	\$66	EA
110VWALLRECEPTUSB	110 Volt Combo USB/Wall Outlet Receptacle (Installed; Requires 110V Pkg #2)	\$80	EA
110VWALLSWITCH	110 Volt Wall Switch (3-Way; Requires 110V Pkg #2)	\$51	EA
110VGFIINT	GFI Wall Receptacle (Interior) (Requires 30A Package)	\$66	EA
110VGFIEXT	GFI Wall Receptacle (Exterior) (Requires 30A Package)	\$106	EA



POPULAR ENCLOSED SNOW OPTIONS

ITEM NUMBER	110V LIGHTING & ELECTRICAL	PRICE	UOM
110VADD4LEDWRAP	4' LED Wraparound Light (Requires 110V Pkg)	\$181	EA
110V500WATTSWING	500W Swing-Mount Quartz Light	\$219	EA
AC135	13,500 BTU A/C Unit (Roof-Mounted) (Requires 110V Pkg #2 and 50 Amp Service)	\$1,439	EA
ACHEATSTRIP	Heat Strip for A/C Unit	\$177	EA
110VACBRACESTUB	Brace and Stub Wire for Future AC Installation (Requires 110V Pkg #2) (12Gauge Wire and 20A Breaker)	\$90	EA
110VHEATELE1500	Heater; Electric; CADET Com-Pak Plus White Wall Fan, 1500 Watt (Requires 110V Pkg #2)	\$234	EA
ITEM NUMBER	CABINETS	PRICE	UOM
CABBS60SNOW	5' Angled Base Cabinet (Snow Trailer V-Nose)	\$618	EA
CABOH48	Overhead Cabinet 1 Flip-Up Door (48"W x13"D x 18"H)	\$272	EA
CABOH482D	Overhead Cabinet 2 Door (48"W x13"D x 18"H)	\$332	EA
CABOH48P	Overhead Cabinet [Premium, 1 Flip-Up Door (48"W x 13"D x 18"H)	\$249	EA
CABOH48FH	48" Economy Overhead Cabinet (Furnace) 1 Door Flip Up Style 48" Long (Furnace Not Included)	\$420	EA
CABOH62	Overhead Cabinet 1 Door (62"W x 12"D x 18"H)	\$330	EA
CABOH60FH	60" Deluxe Overhead Cabinet (Furnace) 1 Door Flip Up Style 60" Long (Furnace Not Included)	\$499	EA
CABOH724D	Deluxe Overhead Cabinet 4 Door (72"W x 13"D x 18"H)	\$561	EA
CABOH964D	Deluxe Overhead Cabinet 4 Door (96"W x 13"D x 18"H)	\$649	EA
CABOH96	Overhead Cabinet 2 Flip-Up Door (96"W x 13"D x 18"H)	\$874	EA
CABOH96PSHLF	96" Overhead Split Cabinet w/ Center Shelf [Premium, 2 Flip-Up Door (96"W x 18"D x 18"H)	\$603	EA
CAB50HELMET	Premium 50" Helmet Cabinet w/ Hooks	\$427	EA
CAB47COATHANGER	Premium Wall-Mounted Coat Hanger (47.5", 10 Hooks)	\$143	EA
CAB38COATHANGER	Premium Ceiling-Mounted Coat Hanger (38", 22 Hooks)	\$80	EA
CABBOOT	48" Deluxe Boot Box [Padded Top, Ducted (Requires Furnace Package & Vertical Duct None GN models)]	\$636	EA
CABDUCT6	6' Horizontal Vented Duct (Angled End, 5 Vents)	\$280	EA
CABHEATDUCT	8' Horizontal Vented Duct (8'Lx5"x5" w/ 5 Vents)	\$334	EA
CABDUCTVC	Vertical Corner Duct (Requires Furnace Package)	\$305	EA
CABHEATDUCTLF	Add Heat Duct (PLF)	\$104	PLF
CABCLOTHROD	Clothes Rod for Overhead Cabinets (48" Cabinets only)	\$29	EA
CAB4COATHOOK	4' Coat Rack Package (47' Slide Track w/ (6) Adjustable Hooks)	\$70	PKG
CABSHELF18	18" Shelving w/ Angled Gussets (PLF, Per Tier)	\$40	PLF
COUNTERTOPFOR	Upgrade to Formica Countertop (Base Cabinet Sold Separately)	\$186	PKG
ITEM NUMBER	VENTS & WINDOWS	PRICE	UOM
VENTROOF	14"x14" Manual Roof Vent	\$76	EA
VENT12V	12V Power Roof Vent	\$167	EA
VENT110V	110V Power Roof Vent (Requires 30A Package)	\$224	PKG
VENTFF	Fantastic Fan/Vent (Dometic 22-0462) (Requires 30A Package)	\$588	EA
VENTMAXX	Maxx-Air Roof Vent Cover	\$97	EA
VENTSALEM	Directional Salem Vent Kit (Plastic; Pair)	\$58	PAIR
VENTSALEM2	Two-Way Directional Salem Vent Kit (Aluminum; Pair)	\$226	PAIR
WINDOW18X24HOR	18"x24" Horizontal Radius Sliding Window w/ Screen	\$242	EA
WINDOW18X24VER	18"x24" Vertical Radius Sliding Window w/ Screen	\$247	EA
WINDOW24X36	24"x36" Radius Sliding Window w/ Screen	\$380	EA
WINDOW24X36E	24"x36" Egress Sliding Window (Tinted w/ Screen)	\$392	EA
ITEM NUMBER	MISC OPTIONS, ACCESSORIES	PRICE	UOM
BENCHFOLD	Fold Down Bench (12"x48") Type: Work or Sitting	\$297	EA
BENCH48PADV	Fold-Down Padded Bench (48"L) Vertical Design	\$244	EA
BENCH50FUP	Premium 50" Fold-Up Padded Bench	\$788	EA
BENCH36FUSTOR	Premium 36" Fold-Up Work Bench w/ Integrated Tool Storage	\$562	EA
HOLDERPREMCUP	Premium Cup Holder	\$50	EA
HOLDERPREMFUEL2	Premium (2) Race Fuel Holder	\$239	EA
HOLDERPREMFUEL3	Premium (3) Race Fuel Holder	\$319	EA
STEREOAMFM	Basic Stereo Package - Includes (4) Boss Speakers	\$558	PKG
PROPANE20	20# Propane Tank w/ Regulator (Tongue-mounted Holder Included)	\$150	EA
PROPANE20TO30	Upgrade to 30# Propane Tank from 20# Propane Tank w/ Heavy Duty Mount	\$178	EA
PROPANEUNDERUP	Upgrade to Underslung Propane Tank (Requires Package Including Standard Propane Tank) **ONLY AVAILABLE ON DECKOVER MODELS**	\$847	EA
STABJACK	Stabilizer Jacks	\$116	PAIR
STABJACKDD	Stabilizer Jacks (Interior Rear; Drop Down) (Installed; Pair)	\$213	PAIR
BOGEYWHEELS	Bogey/Caster Wheels (Installed; Pair)	\$246	PAIR



POPULAR ENCLOSED SNOW OPTIONS

ITEM NUMBER	MISC OPTIONS, ACCESSORIES	PRICE	UOM
DRAGWHEELS	HD Drag Wheels (AH Version)	\$119	PAIR
SCISSORJACK	Scissor Jacks (Camper Style; Pair)	\$257	PAIR
STEREOSPEAKEREXT	Add Exterior Marine Grade Speakers to Stereo System (Pair)	\$258	PAIR
ITEM NUMBER	SPECIAL PACKAGES	PRICE	UOM
PKGBOONDOCKER	Boondocker Package - Snow Trailers: Includes Upgrade to Quad-Ply Flooring, Wrap Around Front Ramp with Spring Assist (72" opening), & 6" DP Kickplate	\$81	PBF
PKGBHPDOSN	Basic Heater Package - Deckover Snow Models: 20# Propane Tank (Tongue-Mounted), White Ceiling, Insulated Walls & Ceiling, 40K BTU Furnace, Safety Kit, Marine Grade Battery & Box, 48" Furnace Cabinet	\$3,464	PKG
PKGBHPDODLSN	Basic Heater Package - Deckover DL Snow Models: 20# Propane Tank (Tongue Mounted), White Luan Walls & Ceiling, Insulated Walls & Ceiling, 40K BTU Furnace, Safety Kit, Marine Grade Battery & Box, 48" Furnace Cabinet	\$4,523	PKG
PKGBHPINLINE	Basic Heater Package - Inline Snow Models: 20# Propane Tank (Tongue Mounted), White Luan Ceiling, Insulated Walls & Ceiling, 40K BTU Furnace, Safety Kit, Marine Grade Battery & Box, 48" Furnace Cabinet	\$4,523	PKG
PKGFLORDRAIN	Deluxe Floor Drain System (Full Width Slot, Exterior Clean Out)	\$169	PKG
STEREOKICKER	Kicker Stereo Package (Includes (6) Speakers, AMP & Subwoofer, with Clairion Face Unit w/ Bluetooth Capabilities)	\$1,746	PKG
STEREOMID	Mid-Level Stereo Package (Includes (4) Speakers, AMP & Subwoofer, Pioneer AM/FM/CD Player w/ Bluetooth, Battery Sold Separately)	\$1,534	PKG
PKGPOWDERDO	Exterior Powder Coat Package (Deckovers) - Includes Inner & Exterior Door Trims, Stone Guard, Locking Bars, Hinges, Grab Handles, Coupler & Exterior Trim	\$73	PBF
PKGPOWDERIL	Exterior Powder Coat Package (Inlines) - Includes Inner & Exterior Door Trims, Fenders, Stone Guard, Locking Bars, Hinges, Grab Handles, Coupler & Exterior Trim	\$78	PBF

ENCLOSED SNOW ALL-SPORT PEAK VALUE

STANDARD FEATURES

- All-Aluminum Construction
- One-Piece Aluminum Roof
- 48" Beavertail Construction
- V-Nose Construction w/ 6" Radius
- 24" Bright Stoneguard
- A-Frame Tongue
- Torsion Ride Suspension, 45 Degree Down
- 4x Recessed D-Rings
- Rear Ramp Door w/ Spring Assist w/ FTH Flap
- Front Ramp Door w/ Spring Assist
- Roof Vent
- (3) Interior Dome Lights w/ Switch
- Recessed LED Exterior Lights
- 3/4" Water Resistant Decking
- White Luan Interior Walls & Ceiling
- Polished Aluminum Fender Flares
- Drive-Over Fender Kit
- Smooth .030" Bonded Side Panels
- 4" Trim (Top/Bottom/Rear)
- Limited Lifetime Warranty



*Image shown may contain add'l options

TRAILER MODEL	8.5X16 AS Peak Value	8.5X18 AS Peak Value	8.5X22 AS Peak Value	8.5X24 AS Peak Value
Item Number	C8.5X16CH-AS-PV	C8.5X18CH-AS-PV	C8.5X22CH-AS-PV	C8.5X24CH-AS-PV
Subframe	2" x 5"	2" x 5"	2" x 5"	2" x 5"
Floor Studs	24" O/C	24" O/C	24" O/C	24" O/C
Wall & Roof Studs	16" O/C	16" O/C	16" O/C	16" O/C
Box WxLxH	99" x 16' x 78"	99" x 18' x 78"	99" x 22' x 78"	99" x 24' x 78"
Interior WxLxH	96" x 15'10" x 76"	96" x 17'10" x 76"	96" x 21'10" x 76"	96" x 23'10" x 76"
Overall WxLxH	102" x 23'9" x 8'10"	102" x 25'9" x 8'10"	102" x 29'9" x 8'10"	102" x 31'9" x 8'10"
Deck Height	22"	22"	22"	22"
Hitch Height	17.5"	17.5"	17.5"	17.5"
Rear Door Opening WxH	89" x 75"	89" x 75"	89" x 75"	89" x 75"
Front Door Opening WxH				
V-Nose w/ 6" Radius	49"	49"	49"	49"
Axle(s) - Qty/Rating	2-3500# Braked	2-3500# Braked	2-3500# Braked	2-3500# Braked
GVWR	7000#	7000#	7000#	7000#
Wheels	15" Gloss Black Mod	15" Gloss Black Mod	15" Gloss Black Mod	15" Gloss Black Mod
Tires	205/75R15	205/75R15	205/75R15	205/75R15
Side Door	32" x 72"	32" x 72"	32" x 72"	32" x 72"
Power Connection	7-Way Round	7-Way Round	7-Way Round	7-Way Round
Coupler Rating/Ball Size	12500# / 2-5/16"	12500# / 2-5/16"	12500# / 2-5/16"	12500# / 2-5/16"
Jack	5000# Center Jack	5000# Center Jack	5000# Center Jack	5000# Center Jack
Safety Chains	(2) 7800#	(2) 7800#	(2) 7800#	(2) 7800#
Curb Weight	2415#	2850#	2950#	3496#
Payload	4585#	4150#	4050#	3504#
BASE PRICE	\$13,848	\$14,321	\$15,330	\$16,076

OPTIONS & ACCESSORIES (Expanded Option List can be found in Options Section)

CONSTRUCTION OPTIONS	ITEM NUMBER	PRICE	UOM	DOOR/WINDOW/VENT OPTIONS	ITEM NUMBER	PRICE	UOM
Add 3" to Box Height (PBF)	HEIGHT3	\$22	PBF	4'x4' Escape Door	DOOR4848ESCAPE	\$540	EA
Add 6" to Box Height (PBF)	HEIGHT6	\$33	PBF				
Add 9" to Box Height (PBF)	HEIGHT9	\$39	PKG				
AXLE & FRAME UPGRADE				CABINETS			
Upgrade Trailer Frame, PBF (Peak Value) (Includes Axle Carrier Upgrade and 16" O/C Floor Stud (Required for 5K Axles)	FRAMEUPGRADEPV	\$45	PBF	48" Overhead Cabinet [Premium, (1) Flip-Up Door, 48"W x 13"D x 18"H]	CABOH48P	\$249	EA
Upgrade to 2-5K Torsion Braked Axles (From 2-3K Torsion Braked; Enclosed Models)	AXLETOR6BRTOTOR10BR	\$884	PKG	60" Deluxe Overhead Cabinet (Furnace) 1- Door Flip Up Style 60" Long (Furnace not included)	CABOH60FH	\$499	EA



ALL-SPORT CAR HAULERS 16'-22'

STANDARD FEATURES

- All-Aluminum Construction
- One-Piece Aluminum Roof
- 48" Beavertail Construction
- **V-Nose Construction w/ 12" Radius**
- 24" Bright Stoneguard
- A-Frame Tongue
- **Torsion Ride Suspension, 45 Degree Down**
- Recessed HD D-Rings
- Rear Ramp Door w/ Spring Assist w/ FTH Flap
- Front Ramp Door w/ Spring Assist
- Side Access Door w/ Step Well
- Roof Vent
- (3) Interior Dome Lights
- Recessed LED Lights
- 3/4" Water Resistant Decking
- White Luan Interior Walls & Ceiling
- Polished Aluminum Fender Flares
- Drive-Over Fender Kit
- Smooth .030" Bonded Side Panels
- **4" Trim (Top/Rear), 7" Trim (Bottom)**
- Limited Lifetime Warranty

TRAILER MODEL	8.5x16 All Sport	8.5x18 All Sport	8.5x20 All Sport	8.5x22 All Sport
Item Number	C8.5X16CH-AS	C8.5X18CH-AS	C8.5X20CH-AS	C8.5X22CH-AS
Subframe	2" x 6"	2" x 6"	2" x 6"	2" x 6"
Floor Studs	16" O/C	16" O/C	16" O/C	16" O/C
Wall & Roof Studs	16" O/C	16" O/C	16" O/C	16" O/C
Box WxLxH	99" x 16' x 78"	99" x 18' x 78"	99" x 20' x 78"	99" x 22' x 78"
Interior WxLxH	96" x 15'10" x 76"	96" x 17'10" x 76"	96" x 19'10" x 76"	96" x 21'10" x 76"
Overall WxLxH	102" x 25'4" x 8'8"	102" x 27'4" x 8'8"	102" x 29'4" x 8'8"	102" x 31'4" x 8'8"
Deck Height	24"	24"	24"	24"
Hitch Height	18"	18"	18"	18"
Rear Door Opening WxH	89" x 75"	89" x 75"	89" x 75"	89" x 75"
Front Door Opening WxH	64" x 72"	64" x 72"	64" x 72"	64" x 72"
V-Nose w/ 6" Radius	72"	72"	72"	72"
Axle(s) - Qty/Rating	2-5200# Braked	2-5200# Braked	2-5200# Braked	2-5200# Braked
GVWR	9900#	9900#	9900#	9900#
Wheels	15" Gloss Black Mod	15" Gloss Black Mod	15" Gloss Black Mod	15" Gloss Black Mod
Tires	225/75R15	225/75R15	225/75R15	225/75R15
Side Door	32" x 72"	32" x 72"	32" x 72"	32" x 72"
Power Connection	7-Way Round	7-Way Round	7-Way Round	7-Way Round
Coupler Rating/Ball Size	12500# / 2-5/16"	12500# / 2-5/16"	12500# / 2-5/16"	12500# / 2-5/16"
Jack	5000# Center Wheel Jack	5000# Center Wheel Jack	5000# Center Wheel Jack	5000# Center Wheel Jack
Safety Chains	(2) 7800#	(2) 7800#	(2) 7800#	(2) 7800#
Curb Weight	2415#	2850#	2900#	2950#
Payload	7485#	7050#	7000#	6950#
BASE PRICE	\$15,682	\$16,126	\$16,865	\$17,487

OPTIONS & ACCESSORIES (Expanded Option List can be found in Options Section)

CONSTRUCTION OPTIONS	ITEM NUMBER	PRICE	UOM	TIRE/WHEEL ASSEMBLIES & ACCESSORIES	ITEM NUMBER	PRICE	UOM
Add 3" to Box Height	HEIGHT3	\$22	PBF	Upgrade to 16" Aluminum Wheels (Radial; From 16" Silver Mod Wheels)	WHEELUP16STO16A	\$186	EA
Add 6" to Box Height	HEIGHT6	\$33	PBF				
Add 9" to Box Height	HEIGHT9	\$39	PBF				
AXLE OPTIONS				DOORS/WINDOWS/VENTS			
Upgrade to 2-6K Torsion Braked Axles (From 2-5K Torsion Braked; Includes 16" Tire Upgrade) (2x8 Frame Upgrade Required)	AXLETOR10BRTOTOR12BR	\$579	PKG	4'x4' Escape Door	DOOR4848ESCAPE	\$540	EA
Upgrade to 2-7K Torsion Braked Axles (From 2-5K Braked; Includes 16" Tire Upgrade)	AXLETOR10BRTOTOR14BR	\$1,340	PKG	14"x14" Fuel Door w/ Paddle Handle	DOOR1414FUEL	\$144	EA
(2x8 Frame Upgrade Required)				Fold-Down Aluminum Step	STEPALUMFOLD	\$132	EA



ALL-SPORT CAR HAULERS 24'-32'

STANDARD FEATURES

- All-Aluminum Construction
- One-Piece Aluminum Roof
- 48" Beavertail Construction
- V-Nose Construction w/ 12" Radius
- 24" Bright Stoneguard
- A-Frame Tongue
- Torsion Ride Suspension, 45 Degree Down
- Recessed HD D-Rings
- Rear Ramp Door w/ Spring Assist w/ FTH Flap
- Front Ramp Door w/ Spring Assist
- Side Access Door w/ Step Well
- Roof Vent
- (3) Interior Dome Lights
- Recessed LED Lights
- 3/4" Water Resistant Decking
- White Luan Interior Walls & Ceiling
- Polished Aluminum Fender Flares
- Drive-Over Fender Kit
- Smooth .030" Bonded Side Panels
- 4" Trim (Top/Rear), 7" Trim (Bottom)
- Limited Lifetime Warranty

TRAILER MODEL	8.5x24 All Sport	8.5x28 All Sport	8.5x32 All Sport
Item Number	C8.5X24CH-AS	C8.5X28CH-AS	C8.5X32CH-AS
Subframe	2" x 8"	2" x 8"	2" x 8"
Floor Studs	16" O/C	16" O/C	16" O/C
Wall & Roof Studs	16" O/C	16" O/C	16" O/C
Box WxLxH	99" x 24' x 78"	99" x 28' x 78"	99" x 32' x 78"
Interior WxLxH	96" x 23'10" x 76"	96" x 27'10" x 76"	96" x 31'10" x 76"
Overall WxLxH	102" x 33'4" x 8'10"	102" x 37'4" x 8'10"	102" x 41'4" x 8'10"
Deck Height	26"	26"	26"
Hitch Height	20"	20"	20"
Rear Door Opening WxH	89" x 75"	89" x 75"	89" x 75"
Front Door Opening WxH	64" x 72"	64" x 72"	64" x 72"
V-Nose w/ 6" Radius	72"	72"	72"
Axle(s) - Qty/Rating	2-5200# Braked	2-5200# Braked	2-5200# Braked
GVWR	9900#	9900#	9900#
Wheels	15" Gloss Black Mod	15" Gloss Black Mod	15" Gloss Black Mod
Tires	225/75R15	225/75R15	225/75R15
Side Door	32" x 72"	32" x 72"	32" x 72"
Power Connection	7-Way Round	7-Way Round	7-Way Round
Coupler Rating/Ball Size	12500# / 2-5/16"	12500# / 2-5/16"	12500# / 2-5/16"
Jack	5000# Center Wheel Jack	5000# Center Wheel Jack	5000# Center Wheel Jack
Safety Chains	(2) 7800#	(2) 7800#	(2) 7800#
Curb Weight	3050#	3250#	TBD
Payload	6850#	6650#	TBD
BASE PRICE	\$19,283	\$22,529	\$25,176

OPTIONS & ACCESSORIES (Expanded Option List can be found in Options Section)

CONSTRUCTION OPTIONS	ITEM NUMBER	PRICE	UOM	TIRE/WHEEL ASSEMBLIES & ACCESSORIES	ITEM NUMBER	PRICE	UOM
Add 3" to Box Height	HEIGHT3	\$22	PBF	Upgrade to 16" Aluminum Wheels (Radial; From 16" Silver Mod Wheels)	WHEELUP16STO16A	\$186	EA
Add 6" to Box Height	HEIGHT6	\$33	PBF				
Add 9" to Box Height	HEIGHT9	\$39	PBF				
AXLE OPTIONS				DOORS/WINDOWS/VENTS			
Upgrade to 2-6K Torsion Braked Axles (From 2-5K Torsion Braked; Includes 16" Tire Upgrade) (2x8 Frame Upgrade Required)	AXLETOR10BRTOTOR12BR	\$579	PKG	4'x4' Escape Door	DOOR4848ESCAPE	\$540	EA
Upgrade to 2-7K Torsion Braked Axles (From 2-5K Braked; Includes 16" Tire Upgrade) (2x8 Frame Upgrade Required)	AXLETOR10BRTOTOR14BR	\$1,340	PKG	14"x14" Fuel Door w/ Paddle Handle	DOOR1414FUEL	\$144	EA
				Fold-Down Aluminum Step	STEPALUMFOLD	\$132	EA



ENCLOSED CAR HAULER ALL SPORT ELEVATION SERIES

STANDARD FEATURES

- All-Aluminum Construction
- One Piece Aluminum Roof
- Hidden Beavertail Construction
- **V-Nose Construction w/ 12" Radius**
- 24" Stoneguard
- Dexter Torsion Ride Axles [45 Degree Down (18-22) 22.5 Degree Down (24'')]
- Spread Axle Design w/ Tapered Skirting
- (4) HD 5000# Recessed D-Rings
- (2) Rows of Recessed Slide Track w/ (8) Sliding D-Rings
- Car Hauler Grade Rear Ramp w/ FTH Flap System and Piano Hinge System
- (2) 32" x 72" Side Access Door w/ Flip Down Aluminum Step
- (1) 14"x14" Fuel Door(s)
- Roof Vent
- (3) LED Dome Lights w/Switch
- (5) **LED Porch Lights [(2) Over Rear Ramp, (1) Over Each SAD & (1) Front Ramp]]**
- 110V Package EWP: (1) 60A Breaker Panel w/ Converter and Motorbase Plug, (2) 3-Way Wall Switches, (1) GFI Wall Receptacle, (1) Standard Wall Receptacle, (1) USB Receptacle, (12) Puck Lights
- Premium Exterior Light Package (Integrated Slim Brake and Backup Lights & Clear Lense Marker Lights)
- Basic Heater Package: 40# Propane Tank w/ HD Tongue-Mount, White Ceiling, Insulated Walls & Ceiling, 40K BTU Furnace, Safety Kit, Marine Grade Battery & Box, 48" Furnace Cabinet
- (1) **40# Propane Tank w/ HD Mount Upgrade**
- 3/4" Quad Ply Decking
- White Luan Walls and Ceiling
- (2) Fold-Down Padded Bench (48"L)
- **Combo Wall (3 Rows in Box, 2 Rows in V-Nose)**
- **Angled Brackets (Convert Cabinets to Combo Wall)**
- (2) Premium Ceiling-Mounted Coat Hanger (38", 22 Hooks)
- Boondocker Package - Enc Snow Trailers: Includes Upgrade to Quad-Ply Flooring, Wrap Around Front Ramp w/ Spring Assist (72" Wide Opening) and 6" Extruded Aluminum Kickplate
- 48" Deluxe Boot Box [Padded Top, Ducted (Requires Furnace Package)] Vertical Corner Duct (Requires Furnace Package)
- (2) **48" Overhead Cabinet [Premium, (1) Flip-Up Door, 48"(W) x 13"(D) x 18"(H)]**
- **Adjustable Wall Hooks For Combo Wall (2 - 18', 4-22'+ BP, 4-GN)**
- **Deluxe Floor Drain System (Full Width Slot, Exterior Clean Out)**
- Premium Aluminum Ramp Hinges
- Freezer Latch System for Rear Ramp
- Sloped Drive Over Fender Kit w/ Ski Guides
- **Rear Door Canopy (2020 Version, w/ (4) Puck Lights)**
- Screwless .030 Bonded Sides
- **Powdercoat Exterior Package**
- **4" Trim (Top/Rear), 7" Trim (Bottom)**
- Limited Lifetime Warranty

TRAILER MODEL	8.5x18 CH AS Elevation	8.5x22 CH AS Elevation	8.5x24 CH AS Elevation
Item Number	C8.5X18CH-AS-ELE	C8.5X22CH-AS-ELE	C8.5X24CH-AS-ELE
Subframe	2" x 6"	2" x 6"	2" x 8"
Floor Studs	16" O/C	16" O/C	16" O/C
Wall & Roof Studs	16" O/C	16" O/C	16" O/C
Box WxLxH	99" x 18' x 90"	99" x 20' x 90"	99" x 24' x 90"
Interior WxLxH	96" x 18'10" x 88"	96" x 21'10" x 88"	96" x 23'10" x 88"
Overall WxLxH	102" x 27'4" x 116"	102" x 31'4" x 116"	102" x 33'4" x 116"
Deck Height	28-1/4"	28-1/4"	28-1/4"
Hitch Height	21-5/8"	21-5/8"	21-5/8"
Rear Door Opening WxH	91" x 87"	91" x 87"	91" x 87"
Front Door Opening WxH	64"x83"	64"x83"	64"x83"
V-Nose w/ 12" Radius	72"	72"	72"
Axle(s) - Qty/Rating	2-5200# Braked	2-5200# Braked	2-5200# Braked
GVWR	9900#	9900#	9900#
Wheels	15" Aluminum	15" Aluminum	15" Aluminum
Tires	225/75R15	225/75R15	225/75R15
Side Door	32" x 72"	32" x 72"	32" x 72"
Power Connection	Artic Flex 7-Way Round	Artic Flex 7-Way Round	Artic Flex 7-Way Round
Coupler Rating/Ball Size	15000# / 2-5/16"	15000# / 2-5/16"	15000# / 2-5/16"
Jack	5000# Center Wheel Jack	5000# Center Wheel Jack	5000# Center Wheel Jack
Safety Chains	12,500#	12,500#	12,500#
Curb Weight	TBD	3935#	TBD
Payload	TBD	6055#	TBD
BASE PRICE	\$28,531	\$30,820	\$33,566


OPTIONS & ACCESSORIES (Expanded Option List can be found in Options Section)

CONSTRUCTION OPTIONS	ITEM NUMBER	PRICE	UOM	TIRE/WHEEL ASSEMBLIES & ACCESSORIES	ITEM NUMBER	PRICE	UOM
Add 3" to Box Height (PBF)	HEIGHT3	\$22	PBF	Spare 16" Silver Mod Wheel w/ 235/80R16 Tire	WHEELSP16SILV235	\$307	EA
Add 6" to Box Height (PBF)	HEIGHT6	\$33	PBF	Spare 16" Aluminum Wheel w/ 235/80R16 Tire	WHEELSP16A235	\$493	EA
Add 9" to Box Height (PBF)	HEIGHT9	\$39	PBF	2024 Interior Elevated Spare Tire Mount (Universal Fitment)	WHEELMOUNTELEV24	\$119	EA
Upgrade to 12" O/C Floor Studs (From 16" O/C; PBF)	FLOOR120C	\$32	PBF				
				DOOR/WINDOW/VENT OPTIONS			
				Upgrade to 6" Extruded Aluminum Bi-Fold Ramp Extension (Car Hauler Models)	RAMP6CHEXT	\$683	PKG
AXLE OPTIONS				FLOORING OPTIONS			
Upgrade to 2-6K Torsion Braked Axles (From 2-5K Torsion Braked; Includes 16" Tire Upgrade) (Requires 2x8 Frame Upgrade)	AXLETOR10BRTOTOR12BR	\$579	PKG	Airline Track (Recessed in Floor; Aluminum, PLF)	ATRACKRECFL	\$22	PLF
Upgrade to 2-7K Torsion Braked Axles (From 2-5K Torsion Braked; Includes 16" Tire Upgrade) (Requires 2x8 Frame Upgrade)	AXLETOR10BRTOTOR14BR	\$1,340	PKG	EXTERIOR OPTIONS			
				Two-Tone Color Package w/ 6" Anodized Divider	TRIMTT6	\$315	PKG
TIRE/WHEEL ASSEMBLIES & ACCESSORIES				Two-Tone Color Package - No Anodized Divider	TRIMTTSP	\$150	PKG
Spare 15" Gloss Black Mod 225/75R15 Tire (6-Lug)	WHEELSP15GB225	\$231	EA	Upgrade to .040" Exterior Skin (Black, White, or Silver Only; Extended Lead Times May Apply; PBF)	SKIN040UP	\$64	PBF
Spare 15" Aluminum Wheel w/ 225/75R15 Tire (6-Lug)	WHEELSP15A225	\$372	EA				
Spare 15" Black Aluminum Wheel w/ 225/75R15 Tire	WHEELSP15BA225	\$372	EA				

ENCLOSED GOOSENECK ALL SPORT ELEVATION SERIES

STANDARD FEATURES

- All-Aluminum Construction
- One Piece Aluminum Roof
- Hidden Beavertail Construction
- Front Style: Gooseneck Construction
- 24" Stoneguard
- Dexter Torsion Ride Axles [45 Degree Down]
- Spread Axle Design w/ Tapered Skirting
- (4) HD 5000# Recessed D-Rings
- (2) Rows of Recessed Slide Track w/ (8) Sliding D-Rings
- Car Hauler Grade Rear Ramp w/ FTH Flap System and Piano Hinge System
- (2) 32" x 72" Side Access Door w/ Flip Down Aluminum Step
- 72" Angled Side Ramp w/ Spring Assist
- (1) 14"x14" Fuel Door(s)
- (2) 53"x19" Sliding Window w/ Screen (No Bars)
- Roof Vent
- (5) LED Porch Lights [(2) Over Rear Ramp, (1) Over Each SAD & (1) Front Ramp]]
- (3) LED Dome Lights w/Switch
- 110V Package EWP - [(1) 60A Breaker Panel w/ Converter and Motorbase Plug, (2) 3-Way Wall Switches, (1) GFI Wall Receptacle, (1) Standard Wall Receptacle, (1) USB Receptacle, (12) Puck Lights]
- Premium Exterior Light Package (Integrated Slim Brake and Backup Lights & Clear Lense Marker Lights)
- Basic Heater Package [(2) 30# Propane Tanks w/ Compartment (Under Goose), Insulated Walls & Ceiling, 40K BTU Furnace, Safety Kit, Marine Grade Battery & Box, 96" Furnace Cabinet w/ Integrated Boot Box]
- Additional 75,000 Hot Dawg Propane Heater
- Hydraulic Landing Gear
- 3/4" Quad Ply Decking
- White Luan Walls and Ceiling
- (2) Fold-Down Padded Bench (48"L)
- Premium 36" Fold-Up Work Bench w/ Integrated Tool Storage
- 44" Deluxe Wardrobe Cabinet [GN EWP, Ducted (Requires Furnace Pkg.)]
- (1) 48" Overhead Cabinet [Premium, (1) Flip-Up Door, 48"(W) x 13"(D) x 18"(H)]
- (2) Premium Ceiling-Mounted Coat Hanger (38", 22 Hooks)
- Kicker Stereo Package (Includes (6) Speakers, AMP & Subwoofer, Premium Media Player w/ BlueTooth, Battery Sold Separately)
- Adjustable Wall Hooks For Combo Wall (2 - 18', 4-22'+ BP, 4-GN)
- Combo Wall (3 Rows in Box, 2 Rows in V-Nose)
- Angled Brackets (Convert Cabinets to Combo Wall)
- Deluxe Floor Drain System (Full Width Slot, Exterior Clean Out)
- Premium Aluminum Ramp Hinges
- Freezer Latch System for Rear Ramp
- Sloped Drive Over Fender Kit w/ Ski Guides
- Rear Door Canopy (2020 Version, w/ (4) Puck Lights)
- Screwless .040 Bonded Sides
- Powdercoat Exterior Package

TRAILER MODEL	8.5x36 GN AS Elevation	8.5x38 GN AS Elevation	8.5x42 GN AS Elevation	
Item Number	G8.5X36AS-ELE	G8.5X38AS-ELE	G8.5X42AS-ELE	
Subframe	2" x 8"	2" x 8"	2" x 8"	
Floor Studs	16" O/C	16" O/C	16" O/C	
Wall & Roof Studs	16" O/C	16" O/C	16" O/C	
Box WxLxH	99" x 28' x 84"	99" x 30' x 84"	99" x 34' x 84"	
Interior WxLxH	96" x 27'2" x 82"	96" x 29'2" x 82"	96" x 33'2" x 82"	
Overall WxLxH	101" x 36' x 8'11"	101" x 38' x 8'12"	101" x 38' x 8'14"	
Deck Height	24-3/4"	24-3/4"	24-3/4"	
Rear Door Opening WxH	91" x 81"	91" x 81"	91" x 81"	
Axle(s) - Qty/Rating	2-6000# Braked	2-6000# Braked	2-6000# Braked	
GVWR	12000#	12000#	12000#	
Wheels	16" Aluminum	16" Aluminum	16" Aluminum	
Tires	235/80R16	235/80R16	235/80R16	
Side Door	32" x 72"	32" x 72"	32" x 72"	
Power Connection	Artic Flex 7-Way Round	Artic Flex 7-Way Round	Artic Flex 7-Way Round	
Coupler Rating/Ball Size	25000# / Adjustable	25000# / Adjustable	25000# / Adjustable	
Safety Chains	15000#	15000#	15000#	
Curb Weight	TBD	TBD	5995#	
Payload	TBD	TBD	6005#	
BASE PRICE	\$54,619	\$55,839	\$57,824	

OPTIONS & ACCESSORIES (Expanded Option List can be found in Options Section)

CONSTRUCTION OPTIONS	ITEM NUMBER	PRICE	UOM	TIRE/WHEEL ASSEMBLIES & ACCESSORIES	ITEM NUMBER	PRICE	UOM
Add 3" to Box Height (PBF)	HEIGHT3	\$22	PBF	2024 Interior Elevated Spare Tire Mount (Universal Fitment)	WHEELMOUNTELEV24	\$119	EA
Add 6" to Box Height (PBF)	HEIGHT6	\$33	PBF				
Add 9" to Box Height (PBF)	HEIGHT9	\$39	PBF	DOOR/WINDOW/VENT OPTIONS	ITEM NUMBER	PRICE	UOM
Upgrade to 12" O/C Floor Studs (From 16" O/C; PBF)	FLOOR12OC	\$32	PBF	Upgrade to 78"-Tall Side Access Door (From 72" (SAD) (Excludes Radius RV Door)	DOOR78UP	\$44	EA
				Two-Way Directional Salem Vent Kit (Aluminum; Pair)	VENTSALEM2	\$226	EA
AXLE OPTIONS				EXTERIOR OPTIONS			
Upgrade to 2-7K Torsion Braked Axles (From 2-6K Braked; Includes 16" Tire Upgrade)	AXLETOR12BRTOTOR14BR	\$556	PKG	Two-Tone Color Package w/ 6" Anodized Divider	TRIMTT6	\$315	PKG
Upgrade to 2-8K Torsion Braked Axles (From 2-7K Braked; Includes 215/75R/17.5 Tire Upgrade)	AXLETOR14BRTOTOR16BR	\$3,277	PKG	Two-Tone Color Package - No Anodized Divider	TRIMTTSP	\$150	PKG
				Upgrade to .040" Exterior Skin (Black, White, or Silver Only; Extended Lead Times May Apply; PBF)	SKIN040UP	\$64	PBF
TIRE/WHEEL ASSEMBLIES & ACCESSORIES							
Spare 16" Silver Mod Wheel w/ 235/80R16 Tire	WHEELSP16SILV235	\$307	EA				
Spare 16" Aluminum Wheel w/ 235/80R16 Tire	WHEELSP16A235	\$493	EA				



POPULAR ALL-SPORT & GOOSENECK ELEVATION OPTIONS

ITEM NUMBER	CONSTRUCTION OPTIONS	PRICE	UOM
RADIUSROOF	Upgrade to Radius Roof Construction (Up to 30')	\$33	EA
VNOSESLOPE	Add Slope in V-Nose	\$82	PKG
CASTCORNERUP	Cast Polished Corners for Flat Front	\$485	PKG
WALLINTSTUD	Upgrade to Integrated Wall Stud System – (2) Parallel Tracks Built into Studs, Installed 32" O/C, and Utilizes a 1/4" Carriage Bolt to Mount Items (PBF)	\$44	PBF
HEIGHT3	3" Extra Height	\$22	PBF
HEIGHT6	6" Extra Height	\$33	PBF
HEIGHT9	9" Extra Height	\$39	PBF
HEIGHT12	12" Extra Height	\$43	PBF
HEIGHT15	15" Extra Height (Requires .080 Wall Stud Upgrade and HD Rear Ramp)	\$54	PBF
HEIGHT18	18" Extra Height (Requires HD Ramp or Barn Door Upgrade & .080 Wall Stud Upgrade)	\$63	PBF
HEIGHT21	21" Extra Height (Requires .080 Wall Stud Upgrade and HD Rear Ramp)	\$73	PBF
HEIGHT24	24" Extra Height (Requires HD Ramp or Barn Door Upgrade & .080 Wall Stud Upgrade)	\$84	PBF
HEIGHTDED6	Height Decrease 6"	\$0	PBF
HEIGHTDED12	Height Decrease 12"	\$0	PBF
LENGTH285	Additional Length in 2' Intervals (8.5 wide)	\$670	Per 2'
FRAMEUPGRADEPV	Upgrade Trailer Frame, PBF (Peak Value) (Includes Axle Carrier Upgrade and 16" O/C Floor Stud Upgrade)	\$45	PBF
FRAMEUP2X8	Upgrade Trailer Sub Frame to 2"x8" (From 2"x6"; PBF)	\$94	PBF
BEAVERVISIBLE	Reverse Beavertail Construction on (7' wides & Up)	\$219	EA
COUPLER2516STO2516ADJ	Upgrade to 3" Adjustable 2-5/16" A-Frame Coupler	\$165	EA
JACK8000PED	Upgrade to 8000# Pedestal Jack (From Wheel or Center Jack)	\$64	EA
JACK10000PED	Upgrade to 10000# Pedestal Jack (From Wheel or Center Jack)	\$81	EA
GNELECLAND	Upgrade to Electric Landing Gear (Gooseneck Models Only)	\$1,168	EA
JACKGNHYDRLAND	Upgrade to Big Foot Hydraulic Landing Gear (Gooseneck Models Only; Single Leg)	\$2,558	EA
FLOOR12OC	Upgrade to 12" O/C Floor Studs (From 16" O/C; PBF)	\$32	PBF
ROOFTRUSSEDUP	Upgrade to Trussed Roof System (Not Compatible w/ Radius)	\$42	EA
080WALLSTUD	Upgrade to .080 Wall Studs	\$36	PBF
WALL2X2UP	Upgrade Wall Studs to 2"x2", PBF	\$75	PBF
CEIL2X2UP	Upgrade Ceiling Studs to 2"x2", PBF	\$39	PBF
WALKONROOF	Walk On Roof (Reinforced; PBF)	\$51	PBF
WINCHMOUNTHD	Heavy Duty Winch Mount (Winch Not Included)	\$298	EA
CANOPYREAR2013	Rear Canopy Loading Light System - 2013 Version (Not Available w/ Radius Roof)	\$697	PKG
CANOPYREAR2020	Rear Canopy Loading Light System - 2020 Version (Not Available w/ Radius Roof)	\$315	PKG
ITEM NUMBER	DOORS, RAMPS & COMPARTMENTS	PRICE	UOM
DOOR3272	32"x72" Side Access Door w/ Paddle Handle	\$445	EA
DOOR3272RADIUSSCR	32"x72" Radius RV Door w/ Screen (Window Optional)	\$747	EA
DOOR3272RADIUSUP	Upgrade to Dexter 32"x72" Radius Door **Trailer must have 32"x72" Piano Hinged Door already**	\$309	PKG
DOOR3272RADIUSSCRUP	Upgrade to 32"x72" Radius RV Door w/ Screen (Window Optional) (From stand. 32"x72" Side Access Door)	\$468	EA
DOOR36UP	Upgrade to 36" Wide Side Access Door (from 32")	\$70	EA
DOOR48UP	Upgrade to 48" Wide Side Access Door (from 32")	\$125	EA
DOOR4872	48"x72" Split Side Access Door(s)	\$1,082	EA
DOOR4872UP	Upgrade to 48"x72" Split Side Access Door(s) (from 32"x72" Side Access Door)	\$641	EA
DOOR78UP	Upgrade to 78"-Tall Side Access Door (From 72" (SAD) (Excludes Radius RV Door)	\$44	EA
RAMPXWIDE95	Upgrade to X-Wide 95" Rear Opening (Rear Ramp Only)	\$301	EA
FLAPDPTRANS	Diamond Plate Transition Flap (Ramp to Box)	\$183	EA
STARTERALUM	Aluminum Starter Flap to Rear Ramp	\$297	EA
RAMPHDSTRINGERS	Add (2) 2x4 Wingstock Stringers to Rear Ramp (CH Grade Only) (Maximum Weight Capacity - 5000#)	\$287	EA
GEN3030DOOR	Generator Door (30"x30") w/ Salem Vent & Paddle Handle (Lockable)	\$395	EA
GEN3636DOOR	Generator Door (36"x36") w/ Salem Vent & Paddle Handle (Lockable)	\$442	EA
GEN303024COM	Generator Compartment (30"Hx30"Wx24"D) (Door Optional)	\$453	EA
GEN363624COM	Generator Compartment (36"Hx36"Wx24"D) (Door Optional)	\$478	EA
GENSLIDETRAY	Slide Out Generator Tray	\$971	EA
GENCOMINS	Upgrade to Insulated Generator Compartment (Requires Generator Compartment)	\$125	EA
GENGNCOM	Under Gooseneck Generator Compartment w/ Door & Vent (33"W x 20"H x 22"D)	\$1,024	EA
GNSTORCOM	Under Gooseneck Storage Compartment w/ Flip-Up Door (60"W x 28"H x 24"D)	\$1,252	EA
PROPANE3030COM	Propane Compartment (30"H x 30"W x 24") w/ Vented Non Locking Door	\$794	EA
PROPANE3636COM	Propane Compartment (36"H x 36"W x 24") w/ Vented Non Locking Door	\$954	EA
DOOR1414FUEL	Fuel Door w/ Paddle Handle 14"x14"	\$144	EA
DOOR2424FUEL	Fuel Door w/ Paddle Handle 24"x24"	\$170	EA
DOOR4848ESCAPE	Escape Door 4'x4' - DRIVERSIDE OVER WHEEL WELL	\$540	EA



POPULAR ALL-SPORT & GOOSENECK ELEVATION OPTIONS

ITEM NUMBER	DOORS, RAMPS & COMPARTMENTS	PRICE	UOM
DOOR9672ELITE18	Elite Escape Door (72" W x 88-1/2" L Fold Up Door w/ Gas Prop Lift Assist, Removable Fender) **If Trailer is Upgraded to Spread Axle, Door will be 97-3/4" Wide & Includes Step Between Tires**	\$1,734	EA
DOOR3030HATCH	Hatch Door 30"x30"	\$309	EA
STEPPULLOUTRV	RV-Style Pull-Out Step (Steel)	\$255	EA
STEPALUMFOLD	Aluminum Fold Down Step	\$132	EA
STEPALUMFOLDP	Powder Coated Aluminum Flip Down Step	\$183	EA
STEPUPALUMFOLDP	Upgrade to Powder Coated Aluminum Flip Down Step (from standard step)	\$76	EA
STEPALUMPULL	Aluminum Pull-Out Step	\$239	EA
STEPLOOP	Aluminum Loop Step Stationary	\$81	EA
DOORHANDLEAL	Aluminum Grab Handle For Side Access Door	\$32	EA
DOORKEYEDLHRR	Keyed Locking Hasps for Rear Ramp	\$90	SET
DOORLLATCH	Upgrade to L-Latches "Freezer latches" (Per Ramp, Replaces Locking Bars) (Premium Models w/ CH grade Rear Ramp only)	\$223	SET
DOORLOCKINGSAD	Locking Bar for Side Access Door	\$152	EA
DOORKEYLOCKSAD	Keyed Locking Hasps for Side Door Locking Bar	\$57	SET
DOORALUMHINGERAMP	Upgrade to Premium Aluminum Ramp Hinges (SET, From S/S Strap Hinges) (Premium CH/GN Models)	\$348	SET
DOORPHINGEFULLRUP	Upgrade to Full Piano Hinge For Rear Ramp	\$267	EA
DOORPHINGEFULLSADUP	Upgrade to Full Piano Hinge For Side Access Door	\$32	EA
RAMPAIRCURTAIN	Rear Door Air Curtain	\$769	EA
DOORSCREENRR	Pull Down Screen for Rear Door Opening	\$596	EA
DOORTENT	Pop Out Tent Bed (60"H x 80"L Rough Opening)	\$3,763	EA
DOORKEYLESS	Keyless Entry System (For Side Access Door)	\$332	SET
RAMP6CHEXT	Upgrade to 6' Extruded Aluminum Bi-Fold Ramp Extension (Car Hauler Models)	\$683	SET
ITEM NUMBER	EXTERIOR OPTIONS	PRICE	UOM
SKIN040UP	.040 Skin Upgrade (Black, White, & Silver Only)	\$64	PBF
SKIN050UP	.050 Skin Upgrade (Black & White Only)	\$91	PBF
TRIM12ANOD	Anodized Aluminum Side & Rear Trim Panel (12"; PBF)	\$22	PBF
TRIM12DP	Aluminum Diamond Plate Side & Rear Trim Panel (12"; PBF)	\$26	PBF
TRIM24ANOD	Anodized Aluminum Side & Rear Trim Panel (24"; PBF)	\$49	PBF
TRIM24DP	Aluminum Diamond Plate Side & Rear Trim Panel (24"; PBF)	\$50	PBF
TRIM7	Upgrade to Larger 7" Bottom Trim (PBF)	\$13	PBF
TRIM36SGUP	Upgrade to 36" Stone Guard from 24"	\$279	EA
TRIM48SGUP	Upgrade to 48" Stone Guard from 24"	\$360	EA
TRIMTTSP	Two-Tone Color Package - No Anodized Divider	\$150	EA
TRIMTT6	Two-Tone Color w/ 6" Anodized Divider	\$315	PKG
TRIMTT12	Two-Tone Color w/ 12" Anodized Divider	\$406	PKG
TRIMTT24	Two-Tone Color w/ 24" Anodized Divider	\$556	PKG
VNOSEANODIZEDNOSE	Upgrade to Anodized Nose Cone	\$161	PKG
DOTTAPE	Add Red & White DOT Tape to Trailer (PLF) ** must have on any trailer over 10,000lb GVWR **	\$7	PLF
ROOFTRANS	Upgrade to Composite Translucent Roof (From Mill-Finish Aluminum; PBF)	\$16	PBF
ITEM NUMBER	INTERIOR OPTIONS	PRICE	UOM
WALL030BONDED	White .030 Aluminum Side Walls, Bonded	\$33	PBF
WALL030SCREWED	White .030 Aluminum Side Walls, Screwed	\$33	PBF
CEIL030BONDED	White .030 Aluminum Ceiling, Bonded	\$38	PBF
CEIL030SCREWED	White .030 Aluminum Ceiling, Screwed	\$38	PBF
WALLWLTO38WR	Upgrade to 3/8" Water Resistant Walls (Cargo Trailers; From White Luan Walls; PBF)	\$0	PBF
WALLWLTO38PLY	Upgrade to 3/8" Plywood Walls (Cargo Trailers; From White Luan Walls; PBF)	\$23	PBF
WALL12PLYCARUP	Upgrade to 1/2" Plywood Walls (Cargo Trailers; PBF)	\$45	PBF
WALL34INS	3/4" Foam Insulation (Side Walls; PBF)	\$25	PBF
CEIL34INS	3/4" Foam Insulation - Ceiling (Require Ceiling liner)	\$20	PBF
CEIL2INS	2" Foam Insulation (Ceiling Only; PBF)	\$45	PBF
CEIL2INSUP34	Upgrade to 2" Foam Insulation (Ceiling Only; PBF)	\$40	PBF
WALL030COVE	.030 Aluminum Cove (All Colors)	\$36	PBF
WALLANONCOVE	Anodized Roof Covets	\$42	PBF
SPRINGCOVERANO	Anodized Spring Cover	\$146	EA
DPSPRINGCOV	Diamond Plate Spring Cover	\$183	EA
SPRINGCOVER030REAR	.030" Aluminum Spring Assist Cover for Rear Ramp Door	\$133	EA
PARTITIONWALL	Partition Wall w/ 32" Access Door	\$754	EA
WALL6DPKP	Diamond Plate Kickplate (6")	\$15	PBF
WALL12DPKP	Diamond Plate Kick Plate (12")	\$22	PBF



POPULAR ALL-SPORT & GOOSENECK ELEVATION OPTIONS

ITEM NUMBER	INTERIOR OPTIONS	PRICE	UOM
WALL24DPKP	Diamond Plate Kickplate (24")	\$50	PBF
WALL12WRKP	Water Resistant Kick Plate (12")	\$10	PBF
WALL6EXTKP	Extruded Aluminum Kick Plate (6")	\$17	PBF
WALLCARPET3	Carpet on Walls (Charcoal only, 3' Up on Walls, Calculate 4' for V)	\$24	PLF
WALLTPO3	Upgrade to Black TPO Coin Walls (3' Up Wall, Count 4' V-Nose; PLF)	\$60	PLF
ITEM NUMBER	FLOORING	PRICE	UOM
FLOOR34WRT034PT	Upgrade to 3/4" Pressure Treated Plywood (From 3/4" Water Resistant Decking)	\$20	PBF
FLOOR34QUADPLY	Upgrade to 3/4" Quad Ply Decking (Non-Skid Surface, FRP Backer; PBF)	\$58	PBF
FLOORADD34WR	Additional Layer of 3/4" Water Resistant Decking	\$36	PBF
FLOOREXTRUDED	Upgrade to Extruded Aluminum Floor (Charge for Ramp and V-Nose; PLF)	\$86	PLF
FLOOR045DP	Aluminum Diamond Plate Floor Overlay (.045") (PLF)	\$58	PLF
FLOORBLACKMARBLE	Upgrade to Black Marble Vinyl Flooring (PLF)	\$51	PLF
FLOORCHECKER	Upgrade to Checkerboard Vinyl Flooring (Black & White; PLF)	\$64	PLF
FLOOREPOXY	Painted Epoxy Floor Covering (PBF)	\$24	PBF
FLOORRUBBERCOIN	Upgrade to Rubber Coin Flooring (Black; PLF)	\$83	PLF
FLOORTPOCOIN	Upgrade to TPO Coin Flooring (Black)	\$38	PLF
FLOORCARPET	Upgrade to Charcoal Carpet Flooring (PLF)	\$32	PLF
FLOOR34INSUL	Upgrade to 3/4" Foam Insulated Floor	\$94	PBF
FLOOR056DP12SINGLE	Aluminum Diamond Plate Runner (12" Single Row; .056") (PLF)	\$17	PLF
FLOOR056DP12DBL	Aluminum Diamond Plate Runner (12" Double Rows; .056") (PLF)	\$27	PLF
ITEM NUMBER	TIRE/WHEEL ASSEMBLIES & ACCESSORIES	PRICE	UOM
WHEELUP15S225T015A225	Upgrade to 15" 225 Aluminum Wheels (Radial; From 15" 225 Silver Mod Radial)	\$143	EA
WHEELUP15S225T015BA225	Upgrade to 15" 225 BLACK Aluminum Wheels (Radial; From 15" 225 Silver Mod Radial)	\$143	EA
WHEELUP15S225T015FB225	Upgrade to 15" 225 Flat Black Mod (Radial; From 15" 225 Silver Mod Radial Wheels) **SPECIAL ORDER**	\$54	EA
WHEELUP15S225T016SM	Upgrade to 16" Silver Mod Wheels (Radial; From 15" 225 Silver Mod Radial)	\$80	EA
WHEELUP15A225T016A	Upgrade to 16" Aluminum Wheels (Radial; From 15" 225 Aluminum)	\$80	EA
WHEELUP15A225T016BA	Upgrade to 16" BLACK Aluminum Wheels (Radial; From 15" 225 Aluminum)	\$80	EA
WHEELUP16SMT016GSM	Upgrade to 16" G-Rated Silver Mod Wheels (Radial; From 16" Silver Mod Radial)	\$130	EA
WHEELUP16ST016A	Upgrade to 16" Aluminum Wheels (Radial; From 16" Silver Mod Wheels)	\$186	EA
WHEELUP16ST016BA	Upgrade to 16" Black Aluminum Wheels (Radial; From 16" Silver Mod Wheels)	\$186	EA
WHEELUP17.5ST017.5A	Upgrade to 17.5" Aluminum Wheels (Radial; From 17.5" Silver Mod Wheels)	\$232	EA
WHEELUPATOBA	Upgrade to Black Aluminum Rims from Aluminum (Same Size)	\$0	EA
WHEELSP15GB225	Spare 15" Gloss Black Mod w/ 225/75R15 Tire (6-Lug)	\$231	EA
WHEELSP15A225	Spare 15" Aluminum Wheel w/ 225/75R15 Tire (6-Lug)	\$372	EA
WHEELSP15BA225	Spare 15" Black Aluminum Wheel w/ 225/75R15 Tire	\$372	EA
WHEELSP16SILV235	Spare 16" Silver Mod Wheel w/ 235/80R16 Tire	\$307	EA
WHEELSP16A235	Spare 16" Aluminum Wheel w/ 235/80R16 Tire	\$493	EA
WHEELSP16BA235	Spare 16" Black Aluminum Wheel w/ 235/80R16 Tire	\$493	EA
WHEELSP16GSILV235	Spare 16" G-Rated Silver Mod Wheel w/ 235/80R16 Tire (14 Ply Rating)	\$453	EA
WHEELSP17.5SILV215	Spare 17.5" Silver Mod Wheel w/ 215/75R17.5 Tire	\$507	EA
WHEELSP17.5AV215	Spare 17.5" Aluminum Wheel w/ 215/75R17.5 Tire	\$723	EA
WHEELMOUNTELEV24	2024 Interior Elevated Spare Tire Mount (Universal Fitment)	\$119	EA
WHEELMOUNTELEVEXT	Exterior Elevated Spare Tire Mount (Diamond Plate; Exterior Wall)	\$163	EA
WHEELMOUNTFLOOR	Spare Tire Mount (Interior; Floor Level)	\$69	EA
WHEELMOUNTREC	Deluxe Recessed Spare Tire Well (Diamond Plate w/ Hatch Cover)	\$433	EA
TIRERACK8	Deluxe 8' Tire Rack (Foldable)	\$617	EA
TIRERACKHD	Integrated Heavy Duty Tire Rack	\$422	EA
ITEM NUMBER	AXLES	PRICE	UOM
AXLETOR6BRTOTOR9BR	Upgrade to 3-3K Torsion Braked Axles (From 2-3K Braked)	\$1,170	PKG
AXLETOR6BRTOTOR10BR	Upgrade to 2-5K Torsion Braked Axles (From 2-3K Torsion Braked; Enclosed Models) (PV Only; Requires Frame Upgrade)	\$884	PKG
AXLETOR10BRTOTOR12BR	Upgrade to 2-6k Torsion Braked Axles (From 2-5K Torsion Braked; Includes 16" Tire Upgrade) (2x8 Frame Upgrade Required)	\$579	PKG
AXLETOR10BRTOTOR14BR	Upgrade to 2-7K Torsion Braked Axles (From 2-5K Braked; Includes 16" Tire Upgrade) (2x8 Frame Upgrade Required)	\$1,340	PKG
AXLETOR10BRTOTOR16BR	Upgrade to 2-8K Torsion Braked Axles (From 2-5K Braked; Includes 215/75R/17.5 Tire Upgrade) (2x8 Frame Upgrade Required)	\$4,616	PKG
AXLETOR10BRTOTOR9BR	Upgrade to 3-3K Torsion Braked Axles (From 2-5K Torsion Axles)	\$0	PKG
AXLETOR10BRTOTOR15BR	Upgrade to 3-5K Torsion Braked Axles (From 2-5K Braked) (2x8 Frame Upgrade Required)	\$2,191	PKG



POPULAR ALL-SPORT & GOOSENECK ELEVATION OPTIONS

ITEM NUMBER	AXLES	PRICE	UOM
AXLETOR12BRTOTOR14BR	Upgrade to 2-7K Torsion Braked Axles (From 2-6k Braked; Includes 16" Tire Upgrade) (2x8 Frame Upgrade Required)	\$556	PKG
AXLETOR14BRTOTOR16BR	Upgrade to 2-8K Torsion Braked Axles (From 2-7K Braked; Includes 215/75R/17.5 Tire Upgrade)	\$3,277	PKG
AXLETOR14BRTOTOR21BR	Upgrade to 3-7K Torsion Braked Axles (From 2-7K Braked)	\$2,010	PKG
AXLETOR15BRTOTOR14BR	Upgrade to 2-7K Torsion Braked Axles (From 3-5K Braked)	\$0	PKG
AXLETOR15BRTOTOR18BR	Upgrade to 3-6k Torsion Braked Axles (From 3-5K Braked; Includes 16" Tire Upgrade)	\$911	PKG
AXLETOR15BRTOTOR21BR	Upgrade to 3-7K Torsion Braked Axles (From 3-5K Braked; Includes 16" Tire Upgrade)	\$3,611	PKG
AXLETOR15BRTOTOR24BR	Upgrade to 3-8K Torsion Braked Axles (From 3-5K Braked; Includes 215/75R/17.5 Tire Upgrade)	\$5,868	PKG
AXLETORTOHYD	Upgrade to 2-3K Hydraulic Braked Axles (From 2-3K Torsion Braked)	\$1,909	PKG
AXLESPREADUPTFS	Spread Axle Upgrade (w/ Tapered Fender Skirting) (8 Wide Models)	\$547	PKG
AXLESURGEBRUP	Upgrade to Surge Braking System (this option excludes Gooseneck Models)	\$1,564	PKG
AXLE0	Upgrade to Zero Degree Axle(s)	\$0	PKG
AXLE22.5DOWN	Upgrade to 22.5 Degree Down Axle(s)	\$0	PKG
AXLE45DOWN	Upgrade to 45 Degree Down Axle(s)	\$0	PKG
AXLEGALVTORSION	Upgrade to Galvanized Axle (Torsion) (Minimum 4 Week Lead Time)	\$117	PKG
ITEM NUMBER	TIE-DOWNS	PRICE	UOM
DRINGSURFACE	Light Duty Surface-Mounted D-Ring (Installed)	\$29	EA
DRINGSLIDING	Light Duty Sliding D-Ring (For Recessed Slide Track; Installed)	\$29	EA
DRINGSLIDINGPOW	Upgrade to Powder Coated Sliding D-Ring (From Existing Sliding D-Ring)	\$11	EA
DRING5000DP	Heavy-Duty Recessed 5000# D-Rings w/ Backing Plate	\$47	EA
DRING6000Z	Heavy-Duty Recessed 6000# Swivel D-Rings w/ Backing Plate(Zinc)	\$51	EA
DRING6000SS	Heavy-Duty Recessed 6000# Swivel D-Rings w/ Backing Plate (Stainless Steel)	\$69	EA
CHOCKSINLDPKG	Recessed Flip-Up Motorcycle Wheel Chock w/ (4) Surface-Mounted D-Rings	\$166	PKG
CHOCKSINHDPKG	Recessed Flip-Up Motorcycle Wheel Chock w/ (4) Recessed Heavy Duty D-Rings	\$277	PKG
CHOCKREC	Recessed Flip-Up Motorcycle Wheel Chock	\$136	EA
CHOCKTANLDPKG	Tandem Flip-Up Motorcycle Wheel Chocks w/ (8) Surface-Mounted D-Rings	\$318	PKG
CHOCKTANHDPKG	Tandem Flip-Up Motorcycle Wheel Chocks w/ (8) Heavy Duty D-Rings	\$542	PKG
CHOCKSLIDETRACK	Single Stainless Steel Tube Style Wheel Chock for Single Piece of Slide Track (Installed)	\$146	EA
CHOCKSSTUBE	Stainless Steel Tube Style Wheel Chock	\$93	EA
ETRACKFLOORSUR	E-Track Surface Mounted (Floor)	\$17	PLF
ETRACKWALLSURS	E-Track Surface Mounted (Wall)	\$12	PLF
ETRACKFLOORRECS	E-Track HD Recessed w/ Backing Plate (Floor)	\$24	PLF
ETRACKWALLRECS	E-Track HD Recessed w/ Backing Plate (Walls)	\$20	PLF
ETRACKWALLSURA	E-Track (Aluminum) Surface Mounted (Wall)	\$27	PLF
ETRACKFLOORRECA	E-Track (Aluminum) HD Recessed w/ Backing Plate (Floor)	\$33	PLF
ETRACKWALLRECA	E-Track (Aluminum) HD Recessed w/ Backing Plate (Walls)	\$36	PLF
ATRACKSURFL	Airline Track (Aluminum) Surface Mounted (Floor)	\$12	PLF
ATRACKSURWALL	Airline Track (Aluminum) Surface Mounted (Wall)	\$12	PLF
ATRACKRECFL	Airline Track (Recessed in Floor; Aluminum, PLF)	\$22	PLF
ATRACKRECWALL	Airline Track (Recessed in Wall; Aluminum, PLF)	\$26	PLF
SLIDETRACK	Recessed Slide Track (Track Only; D-Rings Sold Separately)	\$24	PLF
SLIDETRACKPKGCARGO	Recessed Slide Track (2) Rows w/ (4) Sliding D-Rings	\$32	PLF
SLIDETRACKPOW	Powder Coated Slide Track Upgrade (upgrade to existing slide track) (PBF)	\$11	PBF
ITEM NUMBER	12V LIGHTING & ELECTRICAL	PRICE	UOM
12VLEDBACKUP	Add LED Backup Lights (Pair; Installed)	\$90	PAIR
12VLEDADDSTOP	Additional LED Stop/Turn/Tail Lights (Pair; Installed)	\$90	PAIR
12VLEDSTOPSLIM	Upgrade to 12" LED Slimline Tail/Turn/Stop Lights (Pair)	\$54	PAIR
12VLEDMARKER	Upgrade to Additional LED Marker Lights Bullets	\$15	EA
12VDPLOADINGLIGHTS	Diamond Plate Rear Loading Lights (Mounted Over Rear Ramp Spring; Installed)	\$239	PKG
12VANODLOAD	Anodized Rear Loading Lights (Mounted Over Rear Ramp Spring; Installed)	\$247	EA
12VLEDLOAD9502	(2) 12V LED Load Lights (Double Lights w/ Single Switch, 950 Lumen)	\$178	PKG
12VLEDLOAD950	12V LED Load Light (Single Light w/ Switch, 950 Lumen)	\$146	EA
12VLEDLOAD950SIDE	Recessed LED Exterior Load Light Package (For side of trailer) (1 Light w/ Switch, 950 lumens, & Housing)	\$297	PKG
12VLEDSCARE	12V LED Porch Light w/ Wall Switch	\$99	EA
12VLEDK60PR	K60 LED Exterior Scene Light Package: One 12V wall switch with (2) K60 Scene Lights	\$674	PKG
12VLEDMIDSHIP	Mid-Ship Turn Signals (For Tandem Fenders Only; Pair)	\$90	PAIR
12VBACKUPANG	Angled Back Up Lights (Mounts on side of trailer)	\$389	PAIR
12VPEDJACK	Upgrade to 12V Electric Pedestal Jack w/ Battery & Box installed	\$716	PKG
12VPEDJACK-2	Upgrade to 12V Electric Pedestal Jack w/o Battery	\$289	PKG
12VPOWPOINT	12V Power Jack (Cigarette Lighter Plug)	\$50	EA



POPULAR ALL-SPORT & GOOSENECK ELEVATION OPTIONS

ITEM NUMBER	12V LIGHTING & ELECTRICAL	PRICE	UOM
12VEDDOMEUP	Upgrade to LED Economy Dome Light 460 Lumen (From Incandescent Dome Light)	\$11	EA
12VEDDOMEADD	Additional 12V LED Dome Light (460 lumens)	\$24	EA
12VWALLSW	12 Volt Wall Switch	\$30	EA
12VWALLSW3WAY	12 Volt Wall Switch (3-Way)	\$50	EA
12VWALLSW3WAYUP	Upgrade to 12 Volt (3-Way) Wall Switch	\$24	EA
12VLEDPUCKPKG8	LED Puck Light Package (Includes 8 recessed lights & wall switch) (requires ceiling liner)	\$227	PKG
12VLEDPUCK	Additional Recessed LED "Puck" Light	\$32	EA
12VLEDPUCKPKG2	LED "Puck" Light Cabinet PKG (Under OH Cabinet) (2) Round LED Flush Mount Dome Lights (1) 12V Wall Switch	\$81	PKG
12VEDDOME18	18" 12V LED Light (requires ceiling liner)	\$192	EA
12VEDDOME18UP	Upgrade Interior Dome Light to 12V 18" LED Light	\$181	EA
12VLEDUP48LED	Upgrade to (3) 18" 12V LED Light (From (2) 4' LED Wrap Around) (Requires Ceiling	\$205	SET
12VTRICKLECHARGE	Trickle Charger for Battery	\$137	EA
12VBATTERY	Deep Cycle Marine Battery & Box (Wired)	\$261	EA
12VUSB DUAL	12V USB-C and USB-A Dual Recessed Receptacle	\$44	EA
12VLEDSTRIP	LED Interior Strip Light w/ Housing Package (Per Foot, Per Section)	\$13	PLF
12VPERMA	Upgrade to Permaseal Wire Connectors	\$192	PKG
12VLEDLIGHTPKGPREM	Upgrade Premium Light Package (LED Strip Lights w/ Integrated Backup Lights, Marker Lights w/ Clear Lens.)	\$155	PKG
12VLEDLIGHTPKGPREMNBL	Upgrade to Premium Light Package (LED Strip Lights w/ No Backup Lights, Marker Lights w/ Clear Lenses)	\$70	PKG
12VBACKUPCAMERAWIRE	Wireless Backup Camera System w/ 7" LCD Screen	\$1,048	EA
12VLEDSAFETY	Add LED 6" Oval Alternating Flashing Safety Lights (Orange) w/ Exterior Toggle Switch (Pair) (Hard Wired Into Auxiliary) (7-Way Plug Required)	\$106	PAIR
ITEM NUMBER	110V LIGHTING & ELECTRICAL	PRICE	UOM
110VPACK1	110V Power Package #1: (1) 15 Amp Motorbase Plug, (1) Wall Switch, (1) Wall Receptacle, (1) 4' LED Wraparound Light (No Additions Available with this Package)	\$418	PKG
110VPACK2	110V Power Package #2: (1) 30 Amp Breaker Box w/ 25' Shore Line and Cord Hatch, (2) 3-Way Wall Switches, (1) Standard Wall Receptacle, (1) GFI Wall Receptacle, (2) 4' LED Wraparound Lights	\$723	PKG
110VPACK3	110V Power Package #3: (1) 30 Amp Breaker Box w/ 25' Shore Line and Cord Hatch, (1) Wall Switch, (4) Standard Wall Receptacles, (1) GFCI Receptacle, (4) 4' Fluorescent Lights, (1) Brace and Wire Stub for A/C Unit	\$1,041	PKG
110VPACK4	110V Power Package #4: (1) 15 Amp Motorbase Plug, (2) Wall Receptacles	\$229	PKG
110VPACK5	110V Power Package #5: Includes (1) 60A Breaker Panel w/ 60A Converter and 50A Motorbase Plug, (2) 3-Way Wall Switches, (1) Standard Wall Receptacle, (1) USB Wall Receptacle, (1) GFI Wall Receptacle, (2) 4' LED Wraparound Lights, 12V Deep Cycle Battery & Box	\$1,507	PKG
110VPACK6	110V Power Package #6: (1) 15A Exterior Motorbase Plug, (1) GFI Wall Receptacle	\$149	PKG
110VMBP15A	15A Motor Base Plug	\$58	EA
110VMBP	30A Motor Base Plug (Replaces Shoreline; 110V Package Required)	\$58	PKG
110V30ACONV	30A Power Converter (110V Pkg #2)	\$431	EA
110V30ACORD	30A Power Cord 25' Long (For Motorbase Plug)	\$198	EA
110V30AGLS	30A Generator Line Switch	\$287	EA
110V50AUP	Upgrade to 50 Amp Breaker Box (Requires 110V Pkg #2)	\$210	PKG
110V50ACORD	50A Power Cord 25' Long (For Motorbase Plug)	\$387	EA
110V60ACONV	60A Power Converter (110 Package Required)	\$319	EA
110VWALLRECEPT	110 Volt Wall Receptacle (Installed; Requires 110V Pkg)	\$66	EA
110VWALLRECEPTUSB	110 Volt Combo USB/Wall Outlet Receptacle (Installed; Requires 110V Pkg #2)	\$80	EA
110VWALLSWITCH	110 Volt Wall Switch (3-Way; Requires 110V Pkg #2)	\$51	EA
110VGFIINT	GFI Wall Receptacle (Interior) (Requires 30A Package)	\$66	EA
110VGFIEXT	GFI Wall Receptacle (Exterior) (Requires 30A Package)	\$106	EA
110VADD4LEDWRAP	4' LED Wraparound Light (Requires 110V Pkg)	\$181	EA
110V500WATT SWING	500W Swing-Mount Quartz Light	\$219	EA
AC135	13,500 BTU A/C Unit (Roof-Mounted) (Requires 110V Pkg #2 and 50 Amp Service)	\$1,439	EA
ACHEATSTRIP	Heat Strip for A/C Unit	\$177	EA
110VACBRACESTUB	Brace and Stub Wire for Future AC Installation (Requires 110V Pkg #2) (12Gauge Wire and 20A Breaker)	\$90	EA
110VHEATELE1500	Heater; Electric; CADET Com-Pak Plus White Wall Fan, 1500 Watt (Requires 110V Pkg #2)	\$234	EA
ITEM NUMBER	CABINETS	PRICE	UOM
CABBS48	4' Straight Wall Base Cabinet, 2 Door (48"W x 24"D x 37"H)	\$868	EA
CABBS60	5' Straight Wall Base Cabinet, 2 Door	\$915	EA
CABBS60SNOW	5' Angled Base Cabinet (Snow Trailer V-Nose)	\$618	EA
CABBS72	6' Straight Wall Base Cabinet, 2 Door (72"W x 24"D x 37"H)	\$962	EA
CABBS96	8' Straight Wall Base Cabinet, 2 Door (96"W x 24"D x 37"H)	\$1,052	EA
CABBS96FF	8' Straight Wall Base Cabinet, 4 Door	\$962	EA
CABBS28L	Upgrade Base Cabinet to 28" L-Shape Extension	\$299	EA



POPULAR ALL-SPORT & GOOSENECK ELEVATION OPTIONS

ITEM NUMBER	CABINETS	PRICE	UOM
CABOH48	Overhead Cabinet 1 Flip-Up Door (48"W x 13"D x 18"H)	\$272	EA
CABOH482D	Overhead Cabinet 2 Door (48"W x 13"D x 18"H)	\$332	EA
CABOH48P	Overhead Cabinet [Premium, 1 Flip-Up Door (48"W x 13"D x 18"H)	\$249	EA
CABOH48FH	48" Economy Overhead Cabinet (Furnace) 1 Door Flip Up Style 48" Long (Furnace not included)	\$420	EA
CABOH62	Overhead Cabinet 1 Door (62"W x 12"D x 18"H)	\$330	EA
CABOH60FH	60" Deluxe Overhead Cabinet (Furnace) 1 Door Flip Up Style 60" Long (Furnace not included)	\$499	EA
CABOH724D	Deluxe Overhead Cabinet 4 Door (72"W x 13"D x 18"H)	\$561	EA
CABOH964D	Deluxe Overhead Cabinet 4 Door (96"W x 13"D x 18"H)	\$649	EA
CABOH96	Overhead Cabinet 2 Flip-Up Door (96"W x 13"D x 18"H)	\$874	EA
CABWW72	Wheel Well Cabinet 2 Door w/ Shelving (72"W x 6 3/4"D x 62"H)	\$1,259	EA
CABOH96PSHLF	96" Overhead Split Cabinet w/ Center Shelf [Premium, 2 Flip-Up Door (96"W x 18"D x 18"H)	\$603	EA
CAB50HELMET	Premium 50" Helmet Cabinet w/ Hooks	\$427	EA
CABWR24	24" Wardrobe Cabinet (Single, Full-Height Door, (1) Shelf, (1) Clothes Rod) [24"W x 24"D x 72"H]	\$814	EA
CABWR36	36" Wide Wardrobe (Single Full-Height Door, 1 Shelf, Clothes Rod) (36"W x 24"D x 76"H)	\$919	EA
CABWR44	44" Deluxe Wardrobe Cabinet [GN EWP, Ducted (Requires Furnace Package)]	\$1,285	EA
CAB47COATHANGER	Premium Wall-Mounted Coat Hanger (47.5", 10 Hooks)	\$143	EA
CAB38COATHANGER	Premium Ceiling-Mounted Coat Hanger (38", 22 Hooks)	\$80	EA
CABBOOT	48" Deluxe Boot Box [Padded Top, Ducted (Requires Furnace Package & Vertical Duct None GN models)]	\$636	EA
CABDUCT6	6' Horizontal Vented Duct (Angled End, 5 Vents)	\$280	EA
CABHEATDUCT	8' Horizontal Vented Duct (8'Lx5"x5" w/ 5 Vents)	\$334	EA
CABDUCTVC	Vertical Corner Duct (Requires Furnace Package)	\$305	EA
CABHEATDUCTLF	Add Heat Duct (PLF)	\$104	EA
CABCLOTHROD	Clothes Rod for Overhead Cabinets (48" Cabinets only)	\$29	EA
CAB4COATHOOK	4' Coat Rack Package (47" Slide Track w/ (6) Adjustable Hooks)	\$70	PKG
CABSHLF18	18" Shelving w/ Angled Gussets (PLF, Per Tier)	\$40	PLF
COUNTERTOPFOR	Upgrade to Formica Countertop (Base Cabinet Sold Separately)	\$186	PKG
CABINETTOOLCRIBPKG	Standard Tool Crib Package - (1) 72x24 Horizontal Access Door (Over Fender, w/ Retainer Chains), (2) 38x22 Vertical Access Doors (Ahead/Behind Fender), Adjustable Shelf Brackets in Vertical Cabinets, 3/8" Water Resistant Liner (Interior & Exterior of Box Frame), 19"D x 42"H x 128"L Box Frame Inside Trailer, Hinged Lid (3 Sections)	\$2,459	PKG

ITEM NUMBER	VENTS & WINDOWS	PRICE	UOM
VENTROOF	14"x14" Manual Roof Vent	\$76	EA
VENT12V	12V Power Roof Vent	\$167	EA
VENT110V	110V Power Roof Vent (Requires 30A Package)	\$224	PKG
VENTFF	Fantastic Fan/Vent (Dometic 22-0462) (Requires 30A Package)	\$588	EA
VENTMAXX	Maxx-Air Roof Vent Cover	\$97	EA
VENTSALEM	Directional Salem Vent Kit (Plastic; Pair)	\$58	PAIR
VENTSALEM2	Two-Way Directional Salem Vent Kit (Aluminum; Pair)	\$226	PAIR
WINDOW18X24HOR	18"x24" Horizontal Radius Sliding Window w/ Screen	\$242	EA
WINDOW18X24VER	18"x24" Vertical Radius Sliding Window w/ Screen	\$247	EA
WINDOW24X36	24"x36" Radius Sliding Window w/ Screen	\$380	EA
WINDOW24X36E	24"x36" Egress Sliding Window (Tinted w/ Screen)	\$392	EA

ITEM NUMBER	MISC OPTIONS, ACCESSORIES	PRICE	UOM
DINETTESOFA	Fold-Down Sofa/Sleeper	\$1,658	EA
BEDBUNK	Fold-Down Bunk Beds	\$1,490	EA
BEDHAPPIJAC	Happi Jac Bed System w/ (1) Queen Size Mattress	\$3,438	EA
BENCHFOLD	Fold Down Bench (12"x48") Type: Work or Sitting	\$297	EA
BENCH48PADV	Fold-Down Padded Bench (48"L) Vertical Design	\$244	EA
BENCH50FUP	Premium 50" Fold-Up Padded Bench	\$788	EA
BENCH36FUSTOR	Premium 36" Fold-Up Work Bench w/ Integrated Tool Storage	\$562	EA
HOLDERPREMCUP	Premium Cup Holder	\$50	EA
HOLDERPREMFUEL2	Premium (2) Race Fuel Holder	\$239	EA
HOLDERPREMFUEL3	Premium (3) Race Fuel Holder	\$319	EA
STEREOAMFM	Basic Stereo Package - Includes (4) Boss Speakers	\$558	EA
GNSTAIR	Stairs to the Gooseneck Area (24"W x 32"D)	\$286	EA
PKG FUEL	30 Gallon Fuel Transfer System: Includes 30 Gallon Tank, Fill Nozzle & Hose, Control Panel w/ Gauge (Requires Marine Grade Battery)	\$2,297	PKG
PROPANE20	20# Propane Tank w/ Regulator (Tongue-mounted Holder Included)	\$150	EA
PROPANE30	30# Propane Tank w/ Regulator (Propane Compartment Required)	\$172	EA
PROPANE20TO30	Upgrade to 30# Propane Tank from 20# Propane Tank w/ Heavy Duty Mount	\$178	EA



POPULAR ALL-SPORT & GOOSENECK ELEVATION OPTIONS

ITEM NUMBER	MISC OPTIONS, ACCESSORIES	PRICE	UOM
PROPANEUNDERUP	Upgrade to Underslung Propane Tank (Requires Package Including Standard Propane Tank) **ONLY AVAILABLE ON DECKOVER MODELS**	\$847	EA
STABJACK	Stabilizer Jacks	\$116	PAIR
STABJACKDD	Stabilizer Jacks (Interior Rear; Drop Down) (Installed; Pair)	\$213	PAIR
BOGEYWHEELS	Bogey/Caster Wheels (Installed; Pair)	\$246	PAIR
SCISSORJACK	Scissor Jacks (Camper Style; Pair)	\$257	PAIR
STEREOSPEAKEREXT	Add Exterior Marine Grade Speakers to Stereo System (Pair)	\$258	PAIR
SINKSS3BAY	Add 3-Bay Stainless Steel Sink (Sink Package Required)	\$1,471	EA
STOVE	2-Burner Propane Range (Installed In Cabinet Top) (Base Cabinet and Propane Tank Required)	\$309	EA
REFRIDGERATOR50	5.0 Cu.Ft. Refrigerator (Recessed in Cabinet) (110V Package w/ 12V Battery or Propane w/ Safety Kit and 12V Battery Required) 24" WD X 26" LG (in cabinet)	\$1,350	EA
MICROWAVE	1100W Microwave (1.2 Cu.Ft.; Recessed in Cabinet)	\$297	EA
ITEM NUMBER	SPECIAL PACKAGES	PRICE	UOM
PKGPOWDERAS	Exterior Powder Coat Package (All Sports) - Includes Inner & Exterior Door Trims, Fenders, Stone Guard, Locking Bars, Hinges, Grab Handles, Coupler & Exterior Trim	\$83	PBF
PKGPOWDERGN	Exterior Powder Coat Package (Goosenecks)- Includes Inner & Exterior Door Trims, Fenders, Stone Guard, Locking Bars, Hinges, Grab Handles, Coupler & Exterior Trim	\$96	PBF
PKGBHPAS	Basic Heater Package - All Sport Car Hauler Models (Includes: 20# Propane Tank (Tongue Mounted), Insulated Walls & Ceiling, 40K BTU Furnace, Safety Kit, Marine Grade Battery & Box, 48" Furnace Cabinet)	\$3,176	PKG
PKGFLOORDRAIN	Deluxe Floor Drain System (Full Width Slot, Exterior Clean Out)	\$169	PKG
PKGBOONDOCKER	Boondocker Package - Snow Trailers: Includes Upgrade to Quad-Ply Flooring, Wrap Around Front Ramp with Spring Assist (72" opening), & 6" DP Kickplate	\$81	PKG
CABOH62DUCT	Ducted Cabinet Package - Upgrade for Extreme Weather Package; 4' Duct, 62" Economy Cabinet	\$582	PKG
STEREOKICKER	Kicker Stereo Package (Includes (6) Speakers, AMP & Subwoofer, with Clairion Face Unit w/ Bluetooth Capabilities.)	\$1,746	PKG
STEREOMID	Mid-Level Stereo Package (Includes (4) Speakers, AMP & Subwoofer, Pioneer AM/FM/CD Player w/ Bluetooth, Battery Sold Separately)	\$1,534	PKG

HYBRID SNOW 60" & 101" WIDES

STANDARD FEATURES

- All-Aluminum Construction
- One Piece Aluminum Roof
- Round Radius Diamond Plate Nose
- 4" A-Frame Tongue (Crossovers/Hybrids, 2" Economy A-Frame Coupler)
- 1200# Wheel Jack
- Torsion Ride Suspension
- Full Length Slide Track w/ Ski Tie Down Bars (12' & 14' Models)
- Full Length Slide Track w/ Sliding D-Rings (16'+ Models)
- Rear Ramp Door w/ Spring Assist and Starter Flap
- 1"x1.5" .080 Wall Studs Around SAD Only
- Standard Loop Step (Stationary, Three-Piece)
- Louver Vents
- (1) Interior Dome Light
- Recessed LED Lights
- 5/8" Water Resistant Decking
- 12" Plywood Kickplate
- Screwless .030" Bonded Side Panels
- Limited 4-Year Warranty



*Image shown may contain add'l options

TRAILER MODEL	HYBRID 60X12	HYBRID 101X12	HYBRID 101X13	HYBRID 101X14	HYBRID 101X16	HYBRID 101X20
Item Number	HYB60X12	HYB101X12	HYB101X13	HYB101X14	HYB101X16	HYB101X20
Subframe	2" x 3"	2" x 3"	2" x 3"	2" x 5"	2" x 5"	2" x 5"
Floor Studs	24" O/C	24" O/C	24" O/C	24" O/C	24" O/C	24" O/C
Wall & Roof Studs	16" O/C	16" O/C	16" O/C	16" O/C	16" O/C	16" O/C
Box WxLxH	60" x 12' x 66"	101" x 12' x 66"	101" x 13' x 66"	101" x 14' x 66"	101" x 16' x 66"	101" x 20' x 66"
Interior WxLxH	57" x 11'10" x 64"	98" x 11'10" x 64"	98" x 12'10" x 64"	98" x 13'10" x 64"	98" x 15'10" x 64"	98" x 19'10" x 64"
Overall WxLxH	80" x 16'2" x 85"	102" x 16'2" x 7'8"	102" x 17'2" x 7'8"	102" x 18'2" x 7'8"	102" x 20'2" x 7'8"	102" x 24'2" x 7'8"
Deck Height	20"	25"	25"	26"	26"	26"
Hitch Height	16"	23"	23"	24"	24"	24"
Rear Door Opening WxH	55" x 62"	93" x 62"	93" x 62"	93" x 62"	93" x 62"	93" x 62"
Axle(s) - Qty/Rating	1-2200# Idler	1-3500# Idler	1-3500# Idler	2-2200# Braked	2-2200# Braked	2-2200# Braked
GVWR	2200#	2990#	2990#	4400#	4400#	4400#
Wheels	13" Silver Mods	12" E-Rated Silver Mod	12" E-Rated Silver Mod	12" E-Rated Silver Mod	12" E-Rated Silver Mod	12" E-Rated Silver Mod
Tires	175/75R13	ST145/R12E	ST145/R12E	ST145/R12E	ST145/R12E	ST145/R12E
Side Door	26" x 58"	26" x 58"	26" x 58"	26" x 58"	26" x 58"	26" x 58"
Front Door	20.75"x 50.25"	30" x 72"	30" x 72"	30" x 72"	30" x 72"	30" x 72"
Power Connection	4-Way Flat	4-Way Flat	4-Way Flat	7-Way Round	7-Way Round	7-Way Round
Coupler Rating/Ball Size	3500# / 2" Ball	3500# / 2" Ball	3500# / 2" Ball	6000# / 2" Ball	6000# / 2" Ball	6000# / 2" Ball
Jack	1200# Wheel Jack	1200# Wheel Jack	1200# Wheel Jack	1200# Wheel Jack	1200# Wheel Jack	1200# Wheel Jack
Safety Chains	(2) 5000#	(2) 5000#	(2) 5000#	(2) 5000#	(2) 5000#	(2) 5000#
Curb Weight	600#	1058#	1058#	1480#	1580#	1740#
Payload	1600#	1932#	1932#	2920#	2820#	2660#
BASE PRICE	\$4,901	\$5,752	\$5,831	\$7,413	\$7,628	\$8,703


OPTIONS & ACCESSORIES (Expanded Option List can be found in Options Section)

CONSTRUCTION OPTIONS	ITEM NUMBER	PRICE	UOM	TIRE/WHEEL ASSEMBLIES & ACCESSORIES	ITEM NUMBER	PRICE	UOM
Upgrade to 22', Includes Tandem 3K Axles & 13" Rubber	CROSS22UPPKG	\$1,191	PKG	Spare 13" Silver Mod Wheel w/ 175/80R13 Tire Bolt-On Spare Tire Carrier (Tongue-Mounted)	WHEELSP13SILV WHEELMOUNTBOLT	\$183 \$45	EA EA
Upgrade to Tapered Rear Ramp (No Starter Flap)	CROSTAPEREDRAMP	\$120	EA				
TIRE/WHEEL ASSEMBLIES & ACCESSORIES				DOOR/WINDOW/VENT OPTIONS			
Upgrade to 13" Silver Mod Wheels (From 12" E-Rated Silver Mod)	WHEELUP12ETO13S	\$54	EA	14"x14" Fuel Door w/ Paddle Handle	DOOR1414FUEL	\$144	EA
Spare 12" E-Rated Silver Mod Wheel w/ 145/R12 Tire	WHEELSP12E	\$151	EA	EXTERIOR OPTIONS			
				Two-Tone Color Package w/ 6" Anodized Divider	TRIMTT6	\$315	PKG

ENCLOSED SNOW [HYBRID 2.0]

STANDARD FEATURES

- All-Aluminum Construction, 100% Box-Tube
- TRUE One-Piece Aluminum Roof (Tape on Roof Studs)
- V-Nose Construction (Easier for Securing Machines)
- 4" A-Frame Tongue (Crossovers/Hybrids, 2" Economy A-Frame Coupler)
- 24" Diamond Plate Stone Guard
- Torsion Ride Suspension
- Full Length Slide Track w/ Ski-Tie Down Bars
- Tapered Rear Ramp Door w/ Spring Assist and Starter Flap
- 1"x1.5" .080 Wall Studs Around SAD Only
- Standard Loop Step (Stationary, Three-Piece)
- Louver Vents
- 2 Interior LED Dome Light w/ Wall Switch
- Recessed LED Exterior Lights
- 3/4" Water Resistant Decking
- 12" Water Resistant Kickplate
- All-Aluminum Locking Bars & Hinges
- Smooth .030" Bonded Side Panels (Tape Everywhere)
- 4" Mill Finish Trim (Top/Bottom/Rear)
- Limited 4-Year Warranty

TRAILER MODEL	101"x 12' HYBRID 2.0	101"x 14' HYBRID 2.0	
Item Number	HYB101X12-2.0	HYB101X14-2.0	
Subframe	2" x 3"	2" x 3"	 <p><i>*Image shown may contain add'l options</i></p>
Floor Studs	24" O/C	24" O/C	
Wall & Roof Studs	16" O/C	16" O/C	
Box WxLxH	101" x 12' x 69"	101" x 14' x 72"	
Interior WxLxH	98" x 11'10" x 67"	98" x 13'10" x 70"	
Overall WxLxH	102" x 16'5" x 95"	102" x 18'5" x 98"	
Deck Height	25"	25"	
Hitch Height	23"	23"	
Rear Door Opening WxH	93" x 65"	93" x 68"	
V-Nose	24"	24"	
Axle(s) - Qty/Rating	1-3500#	1-3500#	
GVWR	2990#	2990#	
Wheels	12" E-Rated Silver Mod	12" E-Rated Silver Mod	
Tires	ST145/R12E	ST145/R12E	
Side Door	26" x 58"	26" x 58"	
Power Connection	4-Way Flat	4-Way Flat	
Coupler Rating/Ball Size	/ 2"	/ 2"	
Jack	2000# Wheel Jack	2000# Wheel Jack	
Safety Chains	(2) 5000#	(2) 5000#	
Curb Weight	TBD	TBD	
Payload	TBD	TBD	
BASE PRICE	\$6,182	\$6,589	


OPTIONS & ACCESSORIES (Expanded Option List can be found in Options Section)

AXLE OPTIONS	ITEM NUMBER	PRICE	UOM	TIRE/WHEEL ASSEMBLIES & ACCESSORIES	ITEM NUMBER	PRICE	UOM
Upgrade to 1-3K Idler Galvanized Dexter Axle	AXLEGALVTORSION	\$117	PKG	Spare 12" E-Rated Silver Mod Wheel w/ 145/R12 Tire	WHEELSP12E	\$151	EA
				Spare 12" Aluminum Spoke Wheel w/ 145 R12 Tire	WHEELSP12AL	\$233	EA
				Bolt-On Spare Tire Carrier (Tongue-Mounted)	WHEELMOUNTBOLT	\$45	EA
TIRE/WHEEL ASSEMBLIES & ACCESSORIES				EXTERIOR OPTIONS			
Upgrade to 12" Aluminum Spoke Wheels (145/R12 Tire; From 12" Silver Mod)	WHEELUP12SILVTO12ALUM	\$113	EA	Two-Tone Color Package w/ 6" Anodized Divider	TRIMTT6	\$315	PKG
Upgrade to 12" Galvanized Rims (145/R12 Tire; From 12" Silver Mod)	WHEELUPGALV	\$42	EA	Two-Tone Color Package - No Anodized Divider	TRIMTTSP	\$150	PKG

ENCLOSED SNOW [HYBRID 3.0]

STANDARD FEATURES

- All-Aluminum Construction, 100% Box-Tube
- One-Piece Aluminum Roof (Tape on Roof Studs)
- Straight Side Construction
- 1"x1.5" .080" Wall Studs
- 1.5"x1.5" .110" Roof Studs 16 O/C
- V-Nose Construction w/ 6" Radius
- 4" A-Frame Tongue (Crossovers/Hybrids, 2" Economy A-Frame Coupler)
- 24" Diamond Plate Stone Guard
- Torsion Idler Axles
- Full Length Slide Track (2 Rows) w/ (2) Ski-Tie Down Bars
- Tapered Rear Ramp Door w/ Spring Assist and Starter Flap
- **Standard Loop Step (Stationary, Three-Piece)**
- (2) Side Vents
- (2) Interior LED Dome Light w/ Wall Switch
- Recessed LED Exterior Lights
- 3/4" Water Resistant Decking
- 12" Water Resistant Kickplate
- All Aluminum Hardware
- Smooth .030" Bonded Side Panels (Tape Everywhere)
- **4" Mill Finish Trim (Top/Bottom/Rear)**
- Limited 4-Year Warranty

TRAILER MODEL	101"x 12' HYBRID 3.0	101"x 14' HYBRID 3.0	
Item Number	HYB101X12-3.0	HYB101X14-3.0	
Subframe	2" x 4"	2" x 4"	 <p><i>*Image shown may contain add'l options</i></p>
Floor Studs	24" O/C	24" O/C	
Wall & Roof Studs	16" O/C	16" O/C	
Box WxLxH	101" x 12' x 72"	101" x 14' x 72"	
Interior WxLxH	98" x 11'10" x 70"	98" x 13'10" x 70"	
Overall WxLxH	102" x 16'5" x 98"	102" x 18'5" x 98"	
Deck Height	25"	25"	
Hitch Height	23"	23"	
Rear Door Opening WxH	93" x 68"	93" x 68"	
V-Nose w/ 6" Radius	36"	36"	
Axle(s) - Qty/Rating	1-3500# Idler	1-3500# Idler	
GVWR	2990#	2990#	
Wheels	12" E-Rated Silver Mod	12" E-Rated Silver Mod	
Tires	ST145/R12E	ST145/R12E	
Side Door	32" x 66"	32" x 66"	
Power Connection	4-Way Flat	4-Way Flat	
Coupler Rating/Ball Size	5000# / 2"	5000# / 2"	
Jack	2500# Drop Leg Jack	2500# Drop Leg Jack	
Safety Chains	(2) 5000#	(2) 5000#	
Curb Weight	1044#	1448#	
Payload	2400#	2200#	
BASE PRICE	\$6,595	\$6,895	

OPTIONS & ACCESSORIES (Expanded Option List can be found in Options Section)

CONSTRUCTION OPTIONS	ITEM NUMBER	PRICE	UOM	TIRE/WHEEL ASSEMBLIES & ACCESSORIES	ITEM NUMBER	PRICE	UOM
Add 6" to Box Height (PBF)	HEIGHT6	\$33	PBF	Spare 12" E-Rated Silver Mod Wheel w/ 145/R12 Tire	WHEELSP12E	\$151	EA
				Spare 12" Aluminum Spoke Wheel w/ 145 R12 Tire	WHEELSP12AL	\$233	EA
				Bolt-On Spare Tire Carrier (Tongue-Mounted)	WHEELMOUNTBOLT	\$45	EA
AXLE OPTIONS				INTERIOR OPTIONS			
Upgrade to 1-3K Idler Galvanized Dexter Axle	AXLEGALVTORSION	\$117	PKG	Upgrade to White Vinyl-Faced Luan Walls (From No Interior, PBF) Crossover 2.0/3.0	CROSSWALL2030-LUAN	\$42	PBF
Upgrade to 2-2K Torsion Braked Axles (From 1-3K Torsion Idler)	AXLETOR3IDT0TOR4BR	\$1,098	PKG	EXTERIOR OPTIONS			
TIRE/WHEEL ASSEMBLIES & ACCESSORIES				Two-Tone Color Package w/ 6" Anodized Divider	TRIMTT6	\$315	PKG
Upgrade to 12" Aluminum Spoke Wheels (145/R12 Tire; From 12" Silver Mod)	WHEELUP12SILVTO12ALUM	\$113	EA	Two-Tone Color Package - No Anodized Divider	TRIMTTSP	\$150	PKG
Upgrade to 12" Galvanized Rims (145/R12 Tire; From 12" Silver Mod)	WHEELUPGALV	\$42	EA				



HYBRID SNOW 7.4 WIDES

~ NEW MODEL ~

STANDARD FEATURES

- All-Aluminum Construction
- One-Piece Aluminum Roof
- Round Radius Diamond Plate Nose
- 4" A-Frame Tongue (Crossovers/Hybrids, 2" Economy A-Frame Coupler)
- Torsion Ride Suspension
- Full Length Slide Track w/ Sliding D-Rings
- Rear Ramp Door w/ Spring Assist
- Louver Vents
- Interior Dome Light
- Recessed LED Lights
- 5/8" Water Resistant Decking
- Standard Loop Step (Stationary, Three-Piece)
- 12" Plywood Kickplate
- Screwless .030" Bonded Side Panels
- Limited 4-Year Warranty

TRAILER MODEL	E 7.4 x 16 SA HYBRID	E 7.4 x 16 TA HYBRID	E 7.4 x 22 HYBRID	
Item Number	HYB7.4X16-SA	HYB7.4X16-TA	HYB7.4X22	
Subframe	2" x 4"	2" x 4"	2" x 5"	
Floor Studs	24" O/C	24" O/C	24" O/C	
Wall & Roof Studs	16" O/C	16" O/C	16" O/C	
Box WxLxH	88" x 16' x 66"	88" x 16' x 66"	88" x 22' x 66"	
Interior WxLxH	85" x 15'10" x 64"	85" x 15'10" x 64"	85" x 21'10" x 64"	
Overall WxLxH	102" x 20'2" x 84"	102" x 20'2" x 84"	102" x 26'2" x 84"	
Deck Height	19"	19"	19"	
Hitch Height	15"	15"	15"	
Rear Door Opening WxH	84" x 62"	84" x 62"	84" x 62"	
Axle(s) - Qty/Rating	1-3500# Braked	2-3500# Braked	2-3500# Braked	
GVWR	3550#	6000#	6000#	
Wheels	15" Gloss Black Mod	15" Gloss Black Mod	15" Gloss Black Mod	
Tires	205/75R15	205/75R15	205/75R15	
Side Door	26" x 58"	26" x 58"	26" x 58"	
Power Connection	4-Way Flat	7-Way Round	7-Way Round	
Coupler Rating/Ball Size	6000# / 2" Ball	6000# / 2" Ball	6000# / 2" Ball	
Jack	1200# Wheel Jack	1200# Wheel Jack	1200# Wheel Jack	
Safety Chains	(2) 5000#	(2) 5000#	(2) 5000#	
Curb Weight	TBD	TBD	TBD	
Payload	TBD	TBD	TBD	
BASE PRICE	\$6,553	\$7,413	\$8,703	

OPTIONS & ACCESSORIES (Expanded Option List can be found in Options Section)

CONSTRUCTION OPTIONS	ITEM NUMBER	PRICE	UOM	TIRE/WHEEL ASSEMBLIES & ACCESSORIES	ITEM NUMBER	PRICE	UOM
Crossover/Hybrid Side x Side Package - 7.4 Wide Models Only (Includes 17" Extra Height, Reinforced Wall Studs, 28"x72" Side Access Door, 81" Rear Opening)	CROSSSIDE	\$40	PBF	Bolt-On Spare Tire Carrier (Tongue-Mounted)	WHEELMOUNTBOLT	\$45	EA
Upgrade to Tapered Rear Ramp (No Starter Flap)	CROSSTAPERDRAMP	\$120	EA	DOOR/WINDOW/VENT OPTIONS			
				14"x14" Fuel Door w/ Paddle Handle	DOOR1414FUEL	\$144	EA
TIRE/WHEEL ASSEMBLIES & ACCESSORIES				EXTERIOR OPTIONS			
Spare 15" Gloss Black Mod w/ 205/75R15 Tire	WHEELSP15GB205	\$186	EA	Two-Tone Color Package w/ 6" Anodized Divider	TRIMTT6	\$315	PKG
Upgrade to 15" Aluminum (Radial; From 15" Silver Mod Radial Wheels)	WHEELUP15STO15A	\$143	EA				



OPEN SNOW [TILT] Single Place

STANDARD FEATURES

- All-Aluminum Construction
- Torsion Ride Suspension
- Straight Pull Tongue
- Full Length Slide Track Tie Down System w/ Ski Tie Down Bar
- Recessed LED Marker Lights
- 5/8" Pressure Treated Decking
- Rolled Rear Edge Loading Protector
- Straight Coupler w/ 2" Ball
- Limited 1-Year Warranty

TRAILER MODEL	52x10' LITE	52x11' LITE	52x12' LITE
Item Number	SNOPRO52X10LITE	SNOPRO52X11LITE	SNOPRO52X12LITE
Subframe	2" x 3"	2" x 3"	2" x 3"
Floor Studs	24" O/C	24" O/C	24" O/C
Deck WxL	52" x 10'	52" x 11'	52" x 12'
Overall WxL	72" x 13'10"	72" x 14'10"	80" x 15'10"
Deck Height	16"	16"	16"
Hitch Height	12"	12"	12"
Axle(s) - Qty/Rating	1-2200# Idler	1-2200# Idler	1-2200# Idler
GVWR	2200#	2200#	2200#
Wheels	12" E-Rated Silver Mod	12" E-Rated Silver Mod	12" E-Rated Silver Mod
Tires	ST145/R12E	ST145/R12E	ST145/R12E
Power Connection	4-Way Flat	4-Way Flat	4-Way Flat
Coupler Rating/Ball Size	3500# / 2"	3500# / 2"	3500# / 2"
Safety Chains	(2) 5000#	(2) 5000#	(2) 5000#
Curb Weight	380#	400#	435#
Payload	1820#	1800#	1765#
BASE PRICE	\$1,602	\$1,712	\$1,770

OPTIONS & ACCESSORIES (Expanded Option List can be found in Options Section)

CONSTRUCTION OPTIONS	ITEM NUMBER	PRICE	UOM	ACCESSORIES	ITEM NUMBER	PRICE	UOM
Upgrade to Wishbone Tongue	TONGUEWISHBONE	\$151	EA	1200# Wheel Jack	JACK1200	\$102	EA
Rolled Rear Edge Protector	REAREDEGPRO	\$98	EA	Single Prop Tilt Assist	TILTASSIST	\$106	EA
				Upgrade to 5' Stowaway for Open Snow (w/ Track Mats & Ski Guides)	RAMP5STOWUP	\$297	EA
AXLE OPTIONS				Ski Guides (10")	SKIGUIDE10OP	\$205	SET
Upgrade to 1-3K Torsion Idler Axle (From 1-2K Torsion Idler)	AXLETOR2IDT0TOR3ID	\$212	PKG	Ski Guides (12")	SKIGUIDE12OP	\$205	SET
				Track Mats for Open Snow (Set) [Rear 6' of Trailer]	TRACKMATOP	\$110	SET
WHEELS				Paddle Grabbers (Set of 6)	PADDLEGRAB	\$29	SET
Upgrade to 13" Tires from 12" Tires	WHEELUP12ET013S	\$54	EA	52" Diamond Plate Salt Shield	SALTSHIELD52	\$212	EA
Upgrade to 15" Tires from 12" Tires (Incl Drop Hitch)	WHEELUP12T015S	\$125	EA	Additional D-Rings for Slide Track	DRINGSLIDING	\$29	EA
Spare 12" Silver Mod	WHEELSP12E	\$151	EA				
Spare 13" Silver Mod	WHEELSP13SILV	\$183	EA				
Spare 15" Gloss Black Mod w/ 205/75R15 Tire	WHEELSP15GB205	\$186	EA				

OPEN SNOW [TILT] Two Place

STANDARD FEATURES

- All-Aluminum Construction
- Torsion Ride Suspension
- Wishbone Tongue
- Adjustable Tie Down System w/ Ski Tie Down Bars
- Recessed LED Marker Lights
- 5/8" Pressure Treated Decking
- Anti-Rattle Tilt System
- Straight Coupler w/ 2" Ball
- Limited 1-Year Warranty



TRAILER MODEL	10' XTREME	12' XTREME	
Item Number	SNOPRO10XTREME	SNOPRO12XTREME	
Subframe	2" x 4"	2" x 4"	
Floor Studs	24" O/C	24" O/C	
Deck WxL	101" x 10'	101" x 12'	
Overall WxL	101" x 13'8"	101" x 15'8"	
Deck Height	25"	25"	
Hitch Height	21"	21"	
Axle(s) - Qty/Rating	1-2200# Idler	1-3500# Idler	
GVWR	2200#	2990#	
Wheels	12" E-Rated Silver Mod	12" E-Rated Silver Mod	
Tires	ST145/R12E	ST145/R12E	
Power Connection	4-Way Flat	4-Way Flat	
Coupler Rating/Ball Size	3500# / 2"	3500# / 2"	
Safety Chains	(2) 5000#	(2) 5000#	
Curb Weight	440#	500#	
Payload	1760#	2490#	
BASE PRICE	\$1,847	\$2,348	

OPTIONS & ACCESSORIES (Expanded Option List can be found in Options Section)

AXLE OPTIONS	ITEM NUMBER	PRICE	UOM	ACCESSORIES	ITEM NUMBER	PRICE	UOM
Upgrade to 1-3K Torsion Idler Axle (From 1-2K Torsion Idler)	AXLETOR2IDT0TOR3ID	\$212	PKG EA	1200# Wheel Jack Single Prop Tilt Assist Ski Guides (10") Ski Guides (12")	JACK1200 TILTASSIST SKIGUIDE10OP SKIGUIDE12OP	\$102 \$106 \$205 \$205	EA EA SET SET
WHEELS				101" Diamond Plate Salt Shield	SALTSHIELD101	\$281	EA
Upgrade to 13" Tires from 12" Tires	WHEELUP12ET013S	\$54	EA	Recessed Slide Track (PLF, per row) (Track Only; D-Rings Sold Separately)	SLIDETRACK	\$24	PLF
Upgrade to 15" Tires from 12" Tires (Incl Drop Hitch)	WHEELUP12T015S	\$125	EA				
Spare 12" Silver Mod	WHEELSP12E	\$151	EA				
Tongue Mounted Spare Mount	WHEELMOUNTBOLT	\$45	EA				



OPEN SNOW [DRIVE ON / OFF TILT]

STANDARD FEATURES

- All-Aluminum Construction
 - Torsion Ride Suspension
 - Straight Pull w/ Underwings & Drop Tongue
 - Full Length Slide Track Tie Down System
 - Recessed LED Marker Lights
 - 5/8" Marine Grade Decking
 - Rolled Rear Edge Loading Protector
 - Anti-Rattle Tilt System
 - Gas Props
- Deluxe Drive On/Off Salt Shield
 - Straight Coupler w/ 2" Ball
 - Limited 4-Year Warranty



TRAILER MODEL	12' SnoPro Drive On/Off *LV-Tilt	
Item Number	SNOPRO12DRVONOFFLV-TILT	
Subframe	2" x 3"	
Floor Studs	24" O/C	
Deck WxL	101" x 12'	
Overall WxL	101" x 18'	
Deck Height	25"	
Hitch Height	22"	
Axle(s) - Qty/Rating	1-3500# Idler	
GVWR	2990#	
Wheels	12" E-Rated Silver Mod	
Tires	ST145/R12E	
Power Connection	4-Way Flat	
Coupler Rating/Ball Size	6000# / 2"	
Jack	1200# Wheel Jack	
Safety Chains	(2) 5000#	
Curb Weight	TBD	
Payload	TBD	
BASE PRICE	\$3,244	

OPTIONS & ACCESSORIES (Expanded Option List can be found in Options Section)

TIRE/WHEEL ASSEMBLIES & ACCESSORIES	ITEM NUMBER	PRICE	UOM	ACCESSORIES	ITEM NUMBER	PRICE	UOM
Spare Tire Carrier (Welded to Salt Shield)	WHEELMOUNTWELD	\$141	EA	Light Duty Sliding D-Ring (For Recessed Slide Track; Installed)	DRINGSLIDING	\$29	EA
				Additional Row of Recessed Slide Track (Track Only; D-Rings Sold Separately)	SLIDETRACK	\$24	PLF
ACCESSORIES				Upgrade to Ski Tie Down Bar Assembly (From (2) Sliding D-Rings; EA)	SKITTIEUP	\$32	EA
Ski Guides 12' Open Snow (Set)	SKIGUIDE120P	\$205	SET				
Ski Guides 16' Box Only (Set)	SKIGUIDE16B	\$342	SET				
Ski Guides 22' Box Only (Set)	SKIGUIDE22B	\$436	SET				
Paddle Grabbers (Installed; Set of 6)	PADBLEGRAB	\$29	SET				

OPEN SNOW [DRIVE ON/OFF] 12' - 16' LENGTH

STANDARD FEATURES

- All-Aluminum Construction
- Torsion Ride Suspension
- Full Length Slide Track Tie Down System w/ (1) Sliding D-Ring & (1) Ski Tie Down Bar Per Machine
- 4' Stowaway Ramp w/ Super Guides
- Recessed LED Marker Lights
- 1/2" Marine Tech Decking
- 2" Straight Pull Coupler
- Limited 4-Year Warranty



TRAILER MODEL	12' Drive On/Off LV	14' Drive On/Off LV	14' Drive On/Off LV BR	16' Drive On/Off LV	
Item Number	SNOPRO12DRVONOFFLV	SNOPRO14DRVONOFFLV	SNOPRO14DRVONOFFLV-BR	SNOPRO16DRVONOFFLV	
Subframe	2" x 3"	2" x 4"	2" x 4"	2" x 4"	
Floor Studs	24" O/C	24" O/C	24" O/C	24" O/C	
Deck WxL	101" x 12'	101" x 14'	101" x 14'	101" x 16'	
Overall WxL	101" x 18'	101" x 20'	101" x 20'	101" x 22'	
Deck Height	25"	27"	27"	27"	
Hitch Height	22"	22"	22"	22"	
Axle(s) - Qty/Rating	1-3500# Idler	2-2200# Idler	2-2200# Braked	2-2200# Braked	
GVWR	2990#	2990#	4400#	4400#	
Wheels	12" E-Rated Silver Mod	13" Silver Mod	13" Silver Mod	13" Silver Mod	
Tires	ST145/R12E	175/80R13	175/80R13	175/80R13	
Power Connection	4-Way Flat	4-Way Flat	7-Way Round	7-Way Round	
Coupler Rating/Ball Size	6000# / 2" Ball	6000# / 2" Ball	6000# / 2" Ball	6000# / 2" Ball	
Jack	1200# Wheel Jack	1200# Wheel Jack	1200# Wheel Jack	1200# Wheel Jack	
Safety Chains	(2) 5000#	(2) 5000#	(2) 5000#	(2) 5000#	
Rolled Rear Edge Loading Protector	Standard	Standard	Standard	Standard	
Curb Weight	575#	815#	815#	870#	
Payload	1625#	2175#	3585#	3530#	
BASE PRICE	\$2,693	\$3,673	\$3,944	\$4,267	

OPTIONS & ACCESSORIES (Expanded Option List can be found in Options Section)

TIRE/WHEEL ASSEMBLIES & ACCESSORIES	ITEM NUMBER	PRICE	UOM	FLOORING	ITEM NUMBER	PRICE	UOM
Upgrade to 13" Tires from 12"	WHEELUP12ETO13S	\$54	EA	Upgrade to 5/8" Marine Grade Decking	FLOOR1/2MGTO5/8MG	\$10	PBF
Upgrade to 15" Tires from 12" Tires (Includes Drop Hitch)	WHEELUP12TO15S	\$125	EA				
Upgrade to 15" Tires from 13"	WHEELUP13STO15S	\$50	EA	ACCESSORIES			
Upgrade to 15" Aluminum Rims	WHEELUP15STO15A	\$143	EA	Deluxe Drive On/Off Salt Shield	SALTSHIELDDELV	\$589	EA
Spare 12" Silver Mod	WHEELSP12E	\$151	EA	Ski Tie Down Bars ILO Sliding D-Rings	SKITTIEUP	\$32	EA
Spare 13" Silver Mod	WHEELSP13SILV	\$183	EA	Paddle Grabbers (Set of 6)	PADDLEGRAB	\$29	SET
Spare 15" Gloss Black Mod w/ 205/75R15 Tire	WHEELSP15GB205	\$186	EA	Upgrade to UTV/ATV Ramp Kit	RAMPUTVUP	\$203	SET
Tongue Mounted Spare Mount	WHEELMOUNTBOLT	\$45	EA				



OPEN SNOW [DRIVE ON/OFF] 18' - 24' LENGTH

STANDARD FEATURES

- All-Aluminum Construction
- Torsion Ride Suspension
- Full Length Slide Track Tie Down System w/ (1) Sliding D-Ring & (1) Ski Tie Down Bar Per Machine
- 4' Stowaway Ramp w/ Super Guides
- Recessed LED Marker Lights
- 1/2" Marine Tech Decking
- 2" Straight Pull Coupler
- Limited 4-Year Warranty



TRAILER MODEL	18' Drive On/Off LV	20' Drive On/Off LV	22' Drive On/Off LV BR	24' Drive On/Off LV	
Item Number	SNOPRO18DRVONOFFLV	SNOPRO20DRVONOFFLV	SNOPRO22DRVONOFFLV	SNOPRO24DRVONOFFLV	
Subframe	2" x 5"	2" x 5"	2" x 5"	2" x 5"	
Floor Studs	24" O/C	24" O/C	24" O/C	24" O/C	
Deck WxL	101" x 18'	101" x 20'	101" x 22'	101" x 24'	
Overall WxL	101" x 24'	101" x 24'	101" x 26'	101" x 28'	
Deck Height	27"	27"	27"	27"	
Hitch Height	22"	22"	22"	22"	
Axle(s) - Qty/Rating	2-2200# Braked	2-2200# Braked	2-2200# Braked	2-3500# Braked	
GVWR	4400#	4400#	4400#	7000#	
Wheels	13" Silver Mod	13" Silver Mod	13" Silver Mod	15" Gloss Black Mod	
Tires	175/80R13	175/80R13	175/80R13	205/75R15	
Power Connection	7-Way Round	7-Way Round	7-Way Round	7-Way Round	
Coupler Rating/Ball Size	6000# / 2" Ball	6000# / 2" Ball	6000# / 2" Ball	6000# / 2" Ball	
Jack	1200# Wheel Jack	1200# Wheel Jack	1200# Wheel Jack	1200# Wheel Jack	
Safety Chains	(2) 5000#	(2) 5000#	(2) 5000#	(2) 5000#	
Rolled Rear Edge Loading Protector	Standard	Standard	Standard	Standard	
Curb Weight	TBD	1120#	1120#	1120#	
Payload	TBD	3280#	3280#	3280#	
BASE PRICE	\$4,582	\$5,071	\$5,325	\$5,917	

OPTIONS & ACCESSORIES (Expanded Option List can be found in Options Section)

TIRE/WHEEL ASSEMBLIES & ACCESSORIES	ITEM NUMBER	PRICE	UOM	FLOORING	ITEM NUMBER	PRICE	UOM
Upgrade to 13" Tires from 12"	WHEELUP12ETO13S	\$54	EA	Upgrade to 5/8" Marine Grade Decking	FLOOR1/2MGTO5/8MG	\$10	PBF
Upgrade to 15" Tires from 12" Tires (Includes Drop Hitch)	WHEELUP12TO15S	\$125	EA				
Upgrade to 15" Tires from 13"	WHEELUP13STO15S	\$50	EA	ACCESSORIES			
Upgrade to 15" Aluminum Rims	WHEELUP15STO15A	\$143	EA	Deluxe Drive On/Off Salt Shield	SALTSHIELDDELV	\$589	EA
Spare 12" Silver Mod	WHEELSP12E	\$151	EA	Ski Tie Down Bars ILO Sliding D-Rings	SKITTIEUP	\$32	EA
Spare 13" Silver Mod	WHEELSP13SILV	\$183	EA	Paddle Grabbers (Set of 6)	PADDLEGRAB	\$29	SET
Spare 15" Gloss Black Mod w/ 205/75R15 Tire	WHEELSP15GB205	\$186	EA	Upgrade to UTV/ATV Ramp Kit	RAMPUTVUP	\$203	SET
Tongue Mounted Spare Mount	WHEELMOUNTBOLT	\$45	EA				

SPORT DECK NEW 2024 DESIGN

STANDARD FEATURES

- All-Aluminum Construction
- New Leg Design
- New Adjustable Leg System w/ (4) Integrated D-Ring Anchor Points
- Sliding Side Construction
- (3) Rows of Full Length Slide Track Tie Down System w/ Ski Tie Down Bars
- 10'6" Telescoping Ramp
- Recessed LED Marker Lights
- Recessed LED Under Bed Lights (4) w/Toggle Switch and (6) Deck LED Lights

- Marine Grade Corrosion/Rot Resistant Polyethylene Decking (Black)
- Custom Headache Rack
- Jet Black Powder Coated Sides and Headache Rack
- Low Pro Grip Glides on Ramp
- 1000# Ramp Capacity
- Limited 1-Year Warranty



TRAILER MODEL	Sport Deck	
Item Number	SSD	
Deck WxL	101" x 8'	
Overall WxL	101" x 18'	
Overall WxLxH	80"-102" x 101" x 39"-43"	
Curb Weight	385#	
Payload	2000#	
BASE PRICE	\$3,464	

OPTIONS & ACCESSORIES (Expanded Option List can be found in Options Section)

CONSTRUCTION OPTIONS	ITEM NUMBER	PRICE	UOM	ACCESSORIES	ITEM NUMBER	PRICE	UOM
Upgrade to Quad Ply Floor	SPORTDECKQUAD	\$411	PKG	Shim Kit (For High-Sided Pickup Beds)	SPORTDECKSHIM	\$98	PKG
Upgrade to Aluminum Decking	SPORTDECKALUM	\$833	PKG	Super Clamps Front	SPORTDECKSCFRONT	\$217	EA
				Super Clamps Rear	SPORTDECKSCREAR	\$186	EA
				Super Guides For Deck	SPORTDECKSGDECK	\$272	SET
				Super Guides Upgrade, Ramp	SPORTDECKSGRAMP	\$160	SET
7' DECK UPGRADE							
7' Sport Deck for Short Beds (Shorter Ramp)	SPORTDECK7	\$0	EA				

UTV RACK

STANDARD FEATURES

- All-Aluminum Construction
- Fits Inside Wheel Base Width 46" and Larger
- 10' 6" Telescoping Ramps
- 1800# Ramp Capacity
- (4) Welded Deck Hooks
- (2) Front Welded Machine Tie Down Points
- Limited 4-Year Warranty



TRAILER MODEL				Stand Alone UTV Rack					
Item Number				CUTVRACKSA					
Deck WxL				71" x 116"					
Base WxL				56" x 71"					
Ramp WxL				18" x 10'6"					
Curb Weight				290#					
Payload Capacity				2000#					
BASE PRICE				\$2,707					
OPTIONS & ACCESSORIES									
CONSTRUCTION OPTIONS		ITEM NUMBER	PRICE	UOM	CONSTRUCTION OPTIONS		ITEM NUMBER	PRICE	UOM
8' Box			Call	EA	Powdercoating Package		PKGPOWDERUTV	\$1,282	EA

ICE SHACKS

STANDARD FEATURES

- All-Aluminum Construction
- Access Door w/ Paddle Handle
- Roof Vent
- 5/8" Water Resistant Decking
- Spring-Loaded Tow Hitch
- Custom Rolled Steel Skis (Galvanized)
- Screwless .030" Exterior Panels
- Limited 1-Year Warranty



TRAILER MODEL	4 x 6 Ice Shack	5 x 8 Ice Shack	6 x 10 Ice Shack	8x12 Ice Shack
Item Number	ICESHACK4X6	ICESHACK5X8	ICESHACK6X10	ICESHACK8X12
Subframe	2" x 3"	2" x 3"	2" x 3"	2" x 3"
Floor Studs	24" O/C	24" O/C	24" O/C	24" O/C
Wall & Roof Studs	16" O/C	16" O/C	16" O/C	16" O/C
Deck WxL	46" x 5'10"	58" x 7'10"	70" x 9'10"	94" x 11'10"
Overall WxLxH	48" x 6'2" x 7'	60" x 8'2" x 7'	72" x 10'2" x 7'	96" x 12'2" x 7'
Deck Height	9"	9"	9"	9"
12"x40" Ice Shack Windows	3	3	5	5
Access Door	32" x 72"	32" x 72"	32" x 72"	32" x 72"
Curb Weight	TBD	TBD	TBD	1095#
BASE PRICE	\$2,367	\$3,021	\$3,691	\$4,239

OPTIONS & ACCESSORIES (Expanded Option List can be found in Options Section)

CONSTRUCTION OPTIONS	ITEM NUMBER	PRICE	UOM	110V LIGHTING & ELECTRICAL OPTIONS	ITEM NUMBER	PRICE	UOM
24" Platform for Ice Shack w/ Aluminum Deck	ICESHACK24PLAT	\$541	PKG	Add USB Wall Receptacle (Requires 30A Package)	110VWALLRECEPTUSB	\$80	EA
Additional Tow Bar	ICESHACKTOWBAR	\$325	EA				
Additional Tow Hinges (Installed; Pair)	ICESHACKTOWHINGE	\$183	SET	FLOORING OPTIONS			
Stove Pipe Exterior Bracket (17.5" Wide)	ICESHACKSPBRACKET	\$72	EA	Upgrade to TPO Coin Flooring (Black, PLF)	FLOORPOCOIN	\$38	PLF
				INTERIOR OPTIONS			
VENTS & WINDOW OPTIONS				Upgrade to White Vinyl Backed Luan Walls w/ Divider (PBF)	WALLWHITEVINYL	\$42	PBF
18"x24" Radius Sliding Window w/ Screen	WINDOW18X24HOR	\$242	EA	White Vinyl Backed Luan (Ceiling Only; PBF)	CEILWHITEVINYL	\$22	PBF
24"x36" Radius Sliding Window w/ Screen	WINDOW24X36	\$380	EA	3/4" Foam Insulation (Side Walls; PBF)	WALL34INS	\$25	PBF
Upgrade to 24"x36" Radius Sliding Window w/ Screen (From Standard Ice Shack Window)	ICEWINDOW24X36UP	\$232	EA	3/4" Foam Insulation (Ceiling Only; PBF)	CEIL34INS	\$20	PBF
				6" Extruded Aluminum Kickplate (PBF)	WALL6EXTKP	\$17	PBF
12V LIGHTING & ELECTRICAL OPTIONS				INTERIOR ACCESSORIES			
Ice Shack Solar Panel Package: Solar Panel, Deep Cycle Battery, (1) 18" 12V Light, (1) 12V Switch & (1) 12V Power Point	ICESHACKSOLAR	\$567	PKG	Fold-Away Sleeper/Sofa Combo Unit (Wall-Mounted)	DINETTESOFA	\$1,658	EA
Deep Cycle Marine Battery & Box (Installed)	12VBATTERY	\$261	PKG				
Additional LED Economy Dome Light (460 Lumen)	12VLEDDOMEADD	\$24	EA	CABINET OPTIONS			
LED Scare Light (Porch Light) w/ 12V Wall Switch	12VLEDSCARE	\$99	EA	4' Straight Wall Base Cabinet, 2 Door Color: Black	CABBS48	\$868	EA
				5' Straight Wall Base Cabinet, 2 Door Color: Black	CABBS60	\$915	EA
110V LIGHTING & ELECTRICAL OPTIONS				Overhead Cabinet w/ Single Door 62"Lx18"Hx12"D Color: Black	CABOH62	\$330	EA
110V Power Package #4 (1) 15 Amp Motorbase Plug (2) Wall Receptacle	110VPACK4	\$229	PKG	FISHING ACCESSORIES			
110V Power Package #5: Includes (1) 60A Breaker Panel w/ 60A Converter and 50A Motorbase Plug, (2) 3-Way Wall Switches, (1) Standard Wall Receptacle, (1) USB Wall Receptacle, (1) GFI Wall Receptacle, (2) 4' LED Wraparound Lights, 12v Deep Cycle Battery & Box	110VPACK5	\$1,507	PKG	Round Plastic Fishing Hole Sleeve for Fishing Hole	ICESHACKROUNDHOLE ICESHACKSLEEVE	\$43 \$93	EA EA

TRUCK BEDS

STANDARD FEATURES

- All-Aluminum Construction
- Extruded Aluminum Decking
- Integrated Headboard w/ Accessory Track
- Perimeter Rub Rail w/ Stake Pockets
- Recessed LED Marker Lights
- Fully Enclosed Wiring System
- Limited Lifetime Warranty



TRAILER MODEL	AL08407	AL08485	AL09785	AL10185	AL09795	AL10195	AL09712	AL10112
Item Number	AL08407	AL08485	AL09785	AL10185	AL09795	AL10195	AL09712	AL10112
Deck WxL	81" x 81	81" x 99	92-1/2" x 99"	96-1/2 x 99"	92-1/2 x 111"	96-1/2 x 111"	92-1/2" x 143"	96-1/2" x 143"
Overall WxL	85-1/2" x 84"	85-1/2" x 102"	97" x 102	101" x 102	97" x 114	101" x 114"	97" x 146"	101" x 146"
Curb Weight	262#	292#	297#	304#	355#	365#	457#	472#
BASE PRICE	\$2,097	\$2,319	\$2,384	\$2,544	\$2,538	\$2,701	\$2,925	\$3,114

OPTIONS & ACCESSORIES

CONSTRUCTION OPTIONS				CONSTRUCTION OPTIONS			
	ITEM NUMBER	PRICE	UOM		ITEM NUMBER	PRICE	UOM
Aluminum Side Boards 16"x84"	TRUCKALUMSIDE16X84	\$266	SET	12" O/C Crossmembers for 7' & 8.5' Beds	TRUCK12OCSM	\$229	PKG
Aluminum Side Boards 16"x102"	TRUCKALUMSIDE16X102	\$317	SET	12" O/C Crossmembers for 9.5' & 12' Beds	TRUCK12OCLG	\$303	PKG
Aluminum Side Boards 16"x114"	TRUCKALUMSIDE16X114	\$344	SET	Upgrade to 4" Long Sills	TRUCK4SILL	\$120	SET
Aluminum Side Boards 16"x144"	TRUCKALUMSIDE16X144	\$416	SET				
Aluminum Tail Boards 16"x84"	TRUCKALUMTAIL16X84	\$266	EA	ACCESSORIES			
Aluminum Tail Boards 16"x102"	TRUCKALUMTAIL16X102	\$266	EA	12" Extruded Aluminum Apron	TRUCKAPRON	\$192	EA
Aluminum Tail Boards 16"x114"	TRUCKALUMTAIL16X114	\$266	EA	Fender Kit	TRUCKFENDERKIT	\$301	SET
Aluminum Tail Boards 16"x144"	TRUCKALUMTAIL16X144	\$266	EA	4 Extra Lights in Headboard	TRUCK4EXTRA	\$229	SET
Aluminum Side Boards 8"x84"	TRUCKALUMSIDE8X84	\$235	SET	Sliding Cargo Stops - Fits All Truck Models	TRUCKCARGOSTOP	\$64	PAIR
Aluminum Side Boards 8"x102"	TRUCKALUMSIDE8X102	\$300	SET	6"x8" Light Brackets	TRUCK6X8BCKT	\$76	PAIR
Aluminum Side Boards 8"x114"	TRUCKALUMSIDE8X114	\$330	SET	24" Strobe Light Mounting Bracket	TRUCK24STROBE	\$70	EA
Aluminum Side Boards 8"x144"	TRUCKALUMSIDE8X144	\$387	SET	Angle Light Brackets	TRUCKANGLELIGHTBRKT	\$76	PAIR
Aluminum Tail Boards 8"x84"	TRUCKALUMTAIL8X84	\$235	EA	Heavy Duty Rub Rail Kit	TRUCKHDRUBRAIL	\$226	SET
Aluminum Tail Boards 8"x102"	TRUCKALUMTAIL8X102	\$235	EA	Fuel Fill Package	TRUCKFUEL	\$211	PKG
Aluminum Tail Boards 8"x114"	TRUCKALUMTAIL8X114	\$235	EA	Gooseneck Hatch w/ Cover	TRUCKGOOSE	\$114	EA
Aluminum Tail Boards 8"x144"	TRUCKALUMTAIL8X144	\$235	EA				

RAMP CAPACITY BY MODEL

RAMP TYPE	APPLICABLE MODELS	CAPACITY
Utility Trailer Rear Ramp (Fold-Down)	SSR (All Sizes), RA 2.0 (All Sizes), RW 2.0 (All Sizes), FA 2.0 (All Sizes), LANDSCAPE (LS) 2.0 (All Sizes)	750#
Utility Trailer Rear Ramp (Fold-Down, Bi-Fold)	SSR (Optional, All Sizes), RA 2.0 (Optional, All Sizes), RW 2.0 (Optional, All Sizes), FA 2.0 (Optional, All Sizes), LANDSCAPE (LS) 2.0 (Optional, All Sizes)	750#
Deckover Equipment Trailer Ramps (Stow)	(All Sizes)	4000# (PAIR)
Deckover Equipment Trailer Ramps -14K (Fold-Down)	(All Sizes)	5000# (PAIR)
UHD Ramps (Fold-Down)	(All Sizes)	4000# (PAIR)
UHD Ramps -14K (Fold-Down)	(All Sizes)	5000# (PAIR)
Dump Trailers (Side-Stow, Optional)	(All Sizes)	4000# (PAIR)
ATV (83-Wide, Side-Stow)	(All Sizes)	1200# (PAIR)
ATV (84, 98-Wide, Side-Stow)	(All Sizes)	750# (PAIR)
Open Motorcycle (Rear-Stow)	(All Sizes)	1200#
Slingshot Rear Ramp (Fold-Down, Bi-Fold)	U-SLINGSHOT	1500#
Open Car Hauler 2.0 (Stow)	(All Sizes)	4000# (PAIR)
Open Car Hauler 2.0-10K (Stow)	(All Sizes)	4000# (PAIR)
Open Car Hauler Standard (Stow)	(All Sizes)	4000# (PAIR)
Open Snow (Rear-Stow)	Snopro Drive On/Off	750#
Sport Deck (Rear-Stow, Telescoping)	SSD	1000#
Enclosed Cargo (4, 5, 6-Wide)	(All Sizes)	1500#
Enclosed Cargo (7, 7.5-Wide)	(All Sizes)	1500#
Enclosed Cargo (8.5-Wide, Premium)	(All Sizes)	1500#
Enclosed Motorcycle (7-Wide)	(All Sizes)	1500#
Enclosed Car Hauler (8.5-Wide)	(All Sizes)	4000#
Enclosed Gooseneck (8.5-Wide, REAR)	(All Sizes)	4000#
Enclosed Gooseneck (8.5-Wide, SIDE , Optional)	(All Sizes)	1200#
Enclosed Snowmobile (7, 7.5, 101-Wide, REAR)	(All Sizes)	1500#
Enclosed Snowmobile (7, 7.5, 101-Wide, FRONT)	(All Sizes)	1200#
Enclosed Snowmobile (Hybrid, REAR)	(All Sizes)	1500#

TONGUE EXTENSION BY MODEL

TRAILER TYPE	ALLOWABLE EXTENSION	ADDITIONAL REQUIREMENTS	ITEM NUMBER	DESCRIPTION
Enclosed Cargo (4, 5-Wide)	N/A	FRAME UPGRADE REQUIRED, CONSULT ENGINEERING	N/A	N/A
Enclosed Cargo (6, 7, 7.5-Wide)	12"	ECONOMY MODELS REQUIRE CENTER BEAM UPGRADE	TONGUE12EXT	12" Extended Tongue (For 3k Tandem Axle Enclosed with 2"x5" Frame) Includes Center Beam Upgrade ** CANNOT DO WITH ALL SPORTS OR SNOW TRAILERS **
Enclosed Cargo (8.5-Wide, Premium)	12" (16" w/ UPGRADE)	MIN 6" FRAME FOR 16" TONGUE EXTENSION, UPGRADE MAY BE REQUIRED	TONGUE12EXT	12" Extended Tongue (For 3k Tandem Axle Enclosed with 2"x5" Frame) Includes Center Beam Upgrade ** CANNOT DO WITH ALL SPORTS OR SNOW TRAILERS **
Enclosed Motorcycle (7-Wide)	12"		TONGUE12EXT	12" Extended Tongue (For 3k Tandem Axle Enclosed with 2"x5" Frame) Includes Center Beam Upgrade ** CANNOT DO WITH ALL SPORTS OR SNOW TRAILERS **
Enclosed Car Hauler (8.5-Wide, Premium)	16"		TONGUE16EXTCH	16" Extended Tongue (For 5k Tandem Axle Enclosed; Trailer Must have 2"x6" Frame or Larger) ** CANNOT DO WITH ALL SPORTS OR SNOW TRAILERS **
Enclosed Car Hauler - All Sports (8.5-Wide)	N/A	EXTENDED TONGUE INCOMPATIBLE WITH FRONT RAMP	N/A	N/A
Enclosed Snowmobile (7, 7.5-Wide)	N/A	EXTENDED TONGUE INCOMPATIBLE WITH FRONT RAMP	N/A	N/A
Enclosed Snowmobile (101-Wide)	10"	REQUIRES 3x5 TONGUE UPGRADE w/ STRAIGHT-PULL COUPLER	TBD	TBD

****PLEASE NOTE THAT ALL 5K TANDEM TRAILERS w/ EXTENDED TONGUES REQUIRE A MINIMUM OF 6" BASE FRAME, REGARDLESS OF BRAND/MODEL**

CARGO PRO[®]
TRAILERS

SNO PRO[®]
TRAILERS